



2025 WM PHOENIX OPEN MEDIA GUIDE

**SECTION 1:
2024 ROUND-1 RECAP AND STATS**



2024 WM Phoenix Open
TPC Scottsdale (Stadium Course)
First Round Tournament Summary



1	Nick Taylor	-11	29-31-60	Emiliano Grillo	E	37-34-71
2	Sahith Theegala	-6	32-33-65	Brian Harman	E	35-36-71
	Andrew Novak	-6	34-31-65	Harris English	E	36-35-71
	Maverick McNealy	-6	32-33-65	Adam Svensson	E	36-35-71
	Doug Ghim	-6	34-31-65	Lee Hodges	E	34-37-71
6	Daniel Berger	-5	31-35-66	Austin Eckroat	E	36-35-71
	Ryan Fox	-5	32-34-66	Nicolo Galletti	E	34-37-71
8	Shane Lowry	-4	36-31-67	Peter Malnati	E	35-36-71
	S.H. Kim	-4	35-32-67	Tyler Duncan	E	35-36-71
	Charley Hoffman	-4	32-35-67	Min Woo Lee	E	35-36-71
	Cameron Young	-4	33-34-67	Nick Hardy	E	35-36-71
	Jhonattan Vegas	-4	32-35-67	Stewart Cink	E	35-36-71
	Christiaan Bezuidenhout	-4	33-34-67	Chad Ramey	E	34-37-71
14	Jordan Spieth	-3	34-34-68	Seamus Power	E	36-35-71
	Scottie Scheffler	-3	34-34-68	Michael Kim	E	37-34-71
	Kurt Kitayama	-3	33-35-68	Justin Lower	E	34-37-71
	Sam Burns	-3	34-34-68	Jesse Mueller	E	34-37-71
	Si Woo Kim	-3	34-34-68	81 Tyson Alexander	+1	34-38-72
	Corey Connors	-3	34-34-68	Erik van Rooyen	+1	37-35-72
	Jake Knapp	-3	33-35-68	Grayson Murray	+1	37-35-72
	Alexander Björk	-3	32-36-68	Luke List	+1	38-34-72
	Justin Suh	-3	35-33-68	Ben Griffin	+1	37-35-72
23	Martin Laird	-2	36-33-69	Denny McCarthy	+1	37-35-72
	Kevin Yu	-2	33-36-69	Ben Taylor	+1	35-37-72
	Joel Dahmen	-2	33-36-69	Kevin Chappell	+1	35-37-72
	Alex Noren	-2	34-35-69	Wyndham Clark	+1	35-37-72
	Davis Thompson	-2	35-34-69	Adam Scott	+1	35-37-72
	Aaron Baddeley	-2	35-34-69	Chez Reavie	+1	36-36-72
	Matt Fitzpatrick	-2	35-34-69	Billy Horschel	+1	35-37-72
	Bud Cauley	-2	35-34-69	Kevin Stadler	+1	35-37-72
	Sam Ryder	-2	34-35-69	Beau Hossler	+1	38-34-72
	Thomas Detry	-2	39-30-69	Ryan Moore	+1	35-37-72
	Zac Blair	-2	34-35-69	Jim Knous	+1	36-36-72
	Hideki Matsuyama	-2	35-34-69	Adrien Dumont de Chassart	+1	34-38-72
	Keith Mitchell	-2	34-35-69	98 David Lipsky	+2	37-36-73
	Ben Martin	-2	34-35-69	Greyson Sigg	+2	36-37-73
	Justin Thomas	-2	35-34-69	Robert MacIntyre	+2	37-36-73
	Taylor Moore	-2	33-36-69	Joseph Bramlett	+2	36-37-73
	Taylor Montgomery	-2	34-35-69	Max Homa	+2	37-36-73
	Robby Shelton	-2	36-33-69	Rickie Fowler	+2	37-36-73
	Troy Merritt	-2	34-35-69	Ryo Hisatsune	+2	35-38-73
	Sami Valimaki	-2	35-34-69	Andrew Putnam	+2	37-36-73
43	Luke Donald	-1	35-35-70	Garrick Higgo	+2	37-36-73
	Eric Cole	-1	34-36-70	C.T. Pan	+2	35-38-73
	Adam Schenk	-1	36-34-70	Vince Whaley	+2	37-36-73
	Sungjae Im	-1	33-37-70	Chesson Hadley	+2	37-36-73
	Tom Hoge	-1	34-36-70	Brandon Wu	+2	35-38-73
	Brendon Todd	-1	34-36-70	111 Tom Kim	+3	37-37-74
	Hayden Buckley	-1	33-37-70	J.J. Spaun	+3	35-39-74
	Chris Gotterup	-1	33-37-70	Victor Perez	+3	37-37-74
	Sam Stevens	-1	34-36-70	Brandt Snedeker	+3	36-38-74
	Harry Hall	-1	33-37-70	K.H. Lee	+3	35-39-74
	Byeong Hun An	-1	35-35-70	116 Matti Schmid	+4	37-38-75
	Will Gordon	-1	35-35-70	Akshay Bhatia	+4	34-41-75
	J.T. Poston	-1	37-33-70	Vincent Norrman	+4	36-39-75
	Cameron Champ	-1	34-36-70	Matt Wallace	+4	36-39-75
	Scott Stallings	-1	35-35-70	Matt Kuchar	+4	37-38-75
	Zach Johnson	-1	36-34-70	Adam Hadwin	+4	40-35-75
	Camilo Villegas	-1	37-33-70	Ben Kohles	+4	37-38-75
	Matt NeSmith	-1	35-35-70	123 Callum Tarren	+5	37-39-76
	Mark Hubbard	-1	34-36-70	Nico Echavarria	+5	37-39-76
62	Nate Lashley	E	36-35-71	Dylan Wu	+5	37-39-76
	Carson Young	E	35-36-71	Aaron Rai	+5	36-40-76



2024 WM Phoenix Open
TPC Scottsdale (Stadium Course)
First Round Tournament Summary



	Lanto Griffin	+5	38	-38	-76
	Patton Kizzire	+5	36	-40	-76
	J.B. Holmes	+5	36	-40	-76
130	Carl Yuan	+6	42	-35	-77
	Ryan Brehm	+6	36	-41	-77
132	Gary Woodland	+8	41	-38	-79



2024 WM Phoenix Open
(6th of 36 FedExCup Regular Season events)

Scottsdale, Arizona
TPC Scottsdale

February 8-11, 2024
Par/Yards: 35-36—71/7,261

Purse: \$8.8 million (\$1.584 million/winner)
FedExCup points: 500 (winner)

Completed First-Round Notes – Friday, February 9, 2024

Weather: Thursday: Mostly cloudy with afternoon showers. High of 54. Wind WSW 8-14 mph, with gusts to 25 mph. Play was suspended due to unplayable course conditions at 12:32 p.m. and resumed at 4:02 p.m. (delay of 3 hours, 30 minutes). Play was suspended due to darkness at 6:10 p.m., with the entire afternoon wave yet to complete their round. Friday: Mostly sunny. High of 56. Wind variable 4-8 mph. The resumption of the first round was scheduled for 7:30 a.m. but delayed due to frost until 9:13 a.m. (delay of 1 hour, 43 minutes). The round was completed at 1:50 p.m.

First-Round Leaderboard

Pos.	Player	Total
1	Nick Taylor	60 (-11)
T2	Sahith Theegala	65 (-6)
T2	Andrew Novak	65 (-6)
T2	Maverick McNealy	65 (-6)
T2	Doug Ghim	65 (-6)

Nick Taylor (1st/-11)

- Ties the WM Phoenix Open 18-hole scoring record with a career-low 11-under 60 (previous low round was 62; twice: most recently at the 2023 Sony Open in Hawaii/R3)
- Previous 60s at the event: Grant Waite (1996/R4) Mark Calcavecchia (2001/R2) Phil Mickelson (2005/R2, 2013/R1)
- Records the 55th 60 in PGA TOUR history and the third this season; the others: Nick Dunlap/The American Express/R3/won, Wyndham Clark/AT&T Pebble Beach Pro-Am/R3/won
- Five-stroke lead ties Jim Gallagher, Jr. (1993 TOUR Championship) for the largest 18-hole lead in a stroke-play event on record (1983-present); breaks the record for largest 18-hole lead at the WM Phoenix Open (Mickelson/4 strokes/2013)
- After beginning his round on No. 10 and posting a 5-under 31, turns in his career-low nine-hole score on TOUR with a 29 on his inward nine; has 10 30s on TOUR, most recently on Nos. 10-18 in round one of the 2023 WM Phoenix Open
- Holds fourth 18-hole lead/co-lead on the PGA TOUR; is 1-for-3 to date converting to victory (2019 Shriners Children’s Open/T29, 2020 AT&T Pebble Beach Pro-Am/1st, 2022 Charles Schwab Challenge/T48)
- Making his 10th start at the WM Phoenix Open, with a runner-up finish in 2023 his lone top-10 finish
- Three PGA TOUR wins (2014 Sanderson Farms Championship, 2020 AT&T Pebble Beach Pro-Am, 2023 RBC Canadian Open)
- Making fifth start of the season, with a T7 at the Sony Open in Hawaii his best finish
- The last first-round leader/co-leader to win the WM Phoenix Open was Rickie Fowler in 2019

Miscellaneous Notes

- Making his third start at the WM Phoenix Open (T3/2022, T39/2023), **Sahith Theegala** (T2/-6) opens with a 6-under 65; held the second- and third-round lead at the event in 2022 before finishing one stroke shy of joining Scottie Scheffler and Patrick Cantlay in a playoff
- With a win at the WM Phoenix Open, World No. 1 **Scottie Scheffler** (T14/-3) would become the first player to win the same PGA TOUR event three years in a row since Steve Stricker at the John Deere Classic in 2009, 2010 and 2011
- Making his first start on TOUR since the 2020 Fortinet Championship, **Bud Cauley** (T23/-2) entered the season on a Major Medical Extension with 27 starts available to earn 391.355 FedExCup points and match No. 125 from the 2020-21 FedExCup standings (Chesson Hadley/440.355)
- **Wyndham Clark** (T81/+1), winner of last week’s AT&T Pebble Beach Pro-Am, has one top-10 finish in five previous starts at the WM Phoenix Open (T10/2023)
- **Lucas Glover** withdrew prior to the start of the first round and was replaced by **Ryo Hisatsune** (T98/+2)
- Following a first-round 6-over 77, **Carl Yuan** withdrew with a neck injury
- Preferred lies were in effect during the first round



2024 WM Phoenix Open
 TPC Scottsdale (Stadium Course)
 First Round Course Statistics



Total For First Round Posting 132 Scores

Hole	Par	Average	Double		Birdies	Pars	Bogeys	Double	Triple	Min	Max	Rank	Avg Over
			Eagles-	Eagles				Bogeys	Bogey+				Under-
1	4	3.977	0	0	19	97	16	0	0	3	5	10	-.023
2	4	4.182	0	1	15	82	29	4	1	2	8	5	.182
3	5	4.545	0	6	62	52	11	0	1	3	8	17	-.455
4	3	2.932	0	0	22	97	13	0	0	2	4	14	-.068
5	4	4.053	0	0	20	89	19	4	0	3	6	7	.053
6	4	3.955	0	0	22	94	16	0	0	3	5	11	-.045
7	3	3.220	0	0	7	90	34	1	0	2	5	3	.220
8	4	4.076	0	0	14	95	22	1	0	3	6	6	.076
9	4	4.227	0	0	10	86	33	2	1	3	7	2	.227
OUT	35	35.167	0	7	191	782	193	12	3				
10	4	3.947	0	0	26	88	17	1	0	3	6	12	-.053
11	4	4.015	0	0	19	94	17	2	0	3	6	9	.015
12	3	3.242	0	0	10	86	32	3	1	2	7	1	.242
13	5	4.515	0	9	54	61	8	0	0	3	6	18	-.485
14	4	4.220	0	0	8	89	33	2	0	3	6	3	.220
15	5	4.939	0	1	31	79	18	2	1	3	8	13	-.061
16	3	2.902	0	0	29	87	16	0	0	2	4	16	-.098
17	4	3.917	0	0	28	87	17	0	0	3	5	15	-.083
18	4	4.030	0	0	18	92	22	0	0	3	5	8	.030
IN	36	35.727	0	10	223	763	180	10	2				
TOT	71	70.894	0	17	414	1545	373	22	5				

Round 1

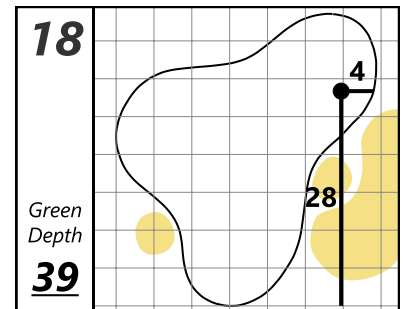
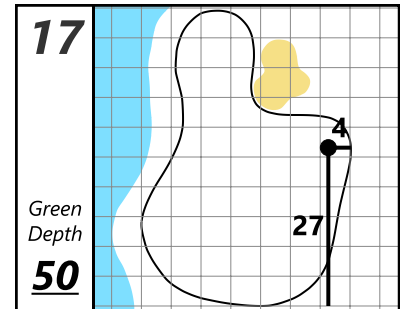
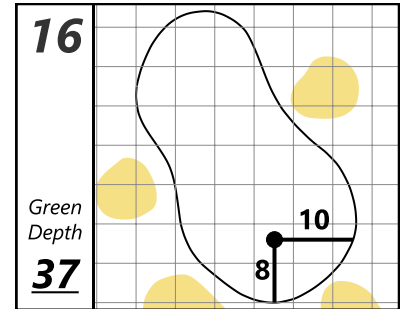
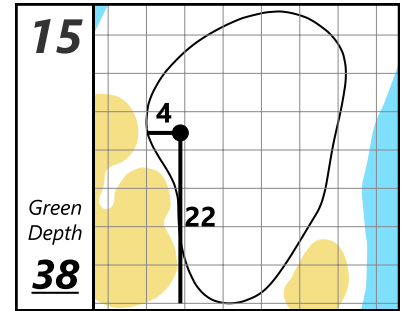
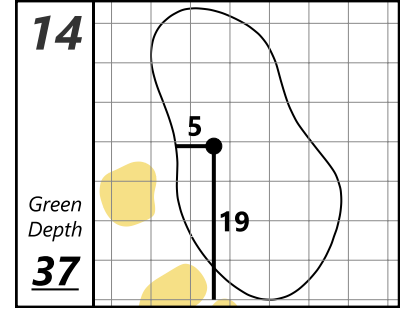
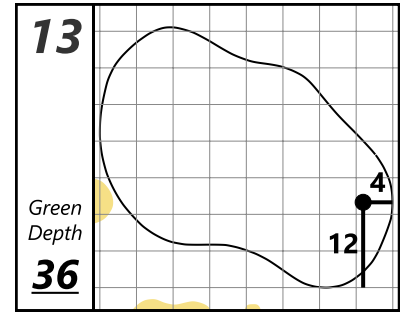
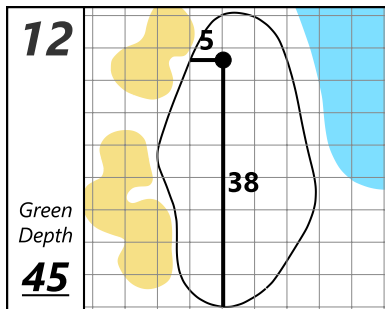
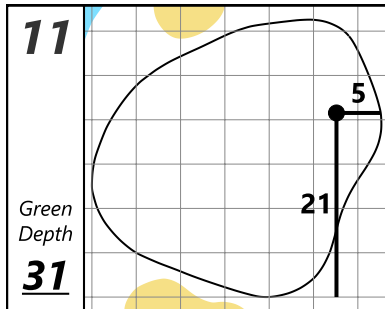
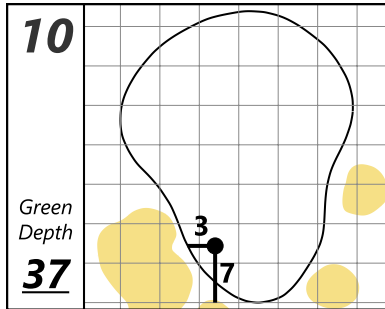
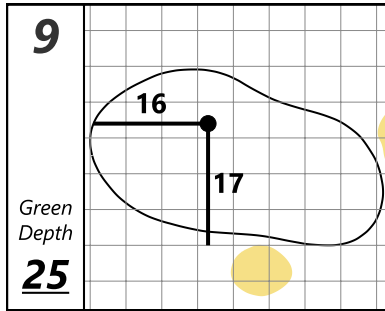
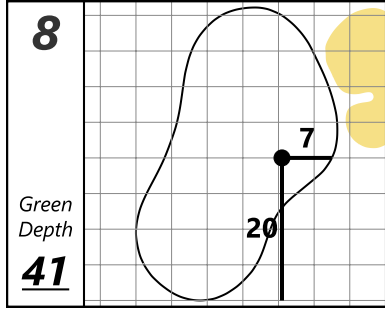
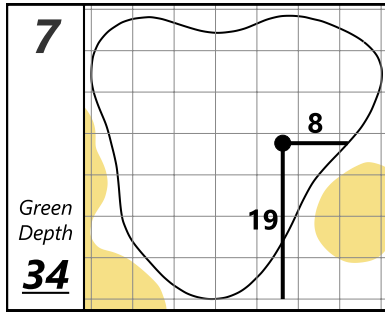
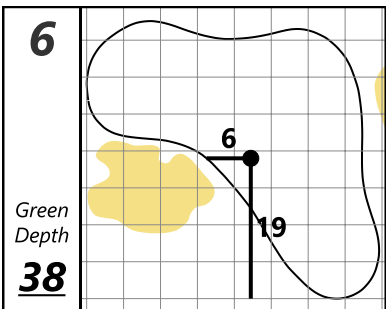
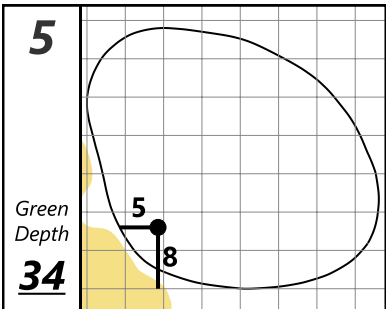
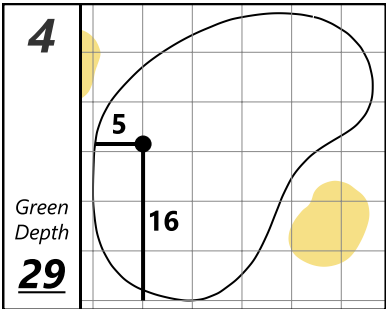
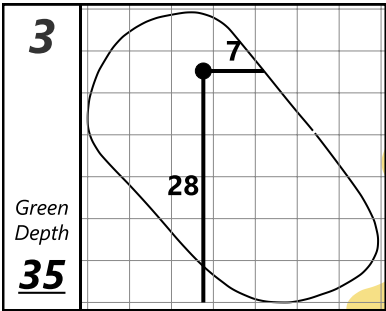
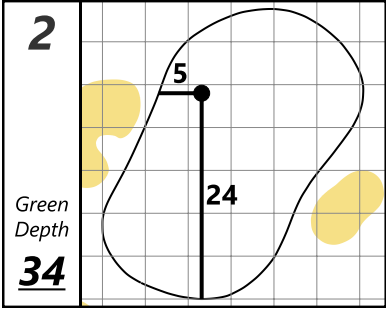
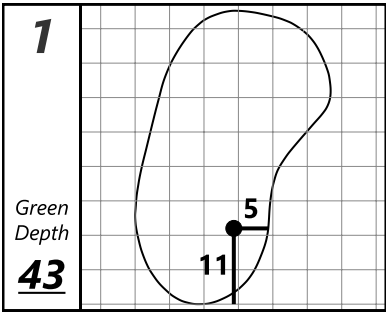
Rounds Below 70	42
Rounds Below Par	61
Rounds Par and Below	80
Rounds At Even Par	19
Rounds Over Par	52
Rounds 80 and Over	0



2024 WM Phoenix Open
 First Round Course Statistics Table
 TPC Scottsdale (Stadium Course) TS 7261 yards 35-36--71



Statistic	Round 1
Drive Dist. Leader	325-Champ
Drive Dist. Holes: 13,14	
Longest Drive	376-Spieth
Hole 1	335-Murray
Hole 2	371-Duncan
Hole 3	376-Spieth
Hole 4	
Hole 5	354-Yuan
Hole 6	324-Lee
Hole 7	
Hole 8	325-Clark
Hole 9	328-Champ
Hole 10	332-Lee
Hole 11	375-Norman
Hole 12	
Hole 13	364-Yuan
Hole 14	320-Burns
Hole 15	330-Detry
Hole 16	
Hole 17	326-Vegas
Hole 18	346-Yuan
Most Fairways Hit	13-Taylor, NeSmith
Most Greens in Regulation	18-NeSmith
Approach Prox. To Hole	25' 0"-Vegas
Longest Putt Made	88' 10"-Fox
Most 1 Putts	13-Taylor



WM Phoenix Open

TPC Scottsdale (Stadium Course)



WM Phoenix Open

Groupings & Starting Times

Thursday & Friday, February 08 & February 09, 2024

Rd. 1 1 Tee	Rd. 2 10 Tee			
7:20 AM	12:00 PM	Martin Laird Glasgow, SCO	David Lipsky Las Vegas, NV	Carl Yuan Dalian, CHN
7:31 AM	12:11 PM	Joel Dahmen Clarkston, WA	Greyson Sigg Augusta, GA	Carson Young Greenville, SC
7:42 AM	12:22 PM	Luke Donald England	Alex Noren Stockholm, SWE	Davis Thompson St. Simons Island, GA
7:53 AM	12:33 PM	Akshay Bhatia Wake Forest, NC	Vincent Norrman Sweden	Emiliano Grillo Argentina
8:04 AM	12:44 PM	Erik van Rooyen Johannesburg, RSA	Harris English Sea Island, GA	Adam Schenk Vincennes, IN
8:15 AM	12:55 PM	Matt Wallace England	J.J. Spaun Los Angeles, CA	Matt Kuchar Jupiter, FL
8:26 AM	1:06 PM	Lucas Glover Jupiter, FL	Nico Echavarria Medellin, COL	Tom Hoge Fargo, ND
8:37 AM	1:17 PM	Lee Hodges Athens, AL	Ryan Brehm Mount Pleasant, MI	Adam Hadwin Abbotsford, B.C., CAN
8:48 AM	1:28 PM	Garrick Higgo Stellenbosch, RSA	Ben Griffin Chapel Hill, NC	Dylan Wu Medford, OR
8:59 AM	1:39 PM	Denny McCarthy Jupiter, FL	Hayden Buckley Alpharetta, GA	Austin Eckroat Edmond, OK
9:10 AM	1:50 PM	Patton Kizzire Sea Island, GA	Kevin Chappell Fresno, CA	Ben Kohles Cary, NC

Rd. 1 10 Tee	Rd. 2 1 Tee			
7:20 AM	12:00 PM	Nate Lashley Scottsdale, AZ	Kevin Yu Taoyuan, TWN	Tyson Alexander Gainesville, FL
7:31 AM	12:11 PM	Kevin Streelman Wheaton, IL	Callum Tarren Darlington, ENG	Matti Schmid Germany
7:42 AM	12:22 PM	Aaron Baddeley Melbourne, AUS	Eric Cole Tequesta, FL	Joseph Bramlett Las Vegas, NV
7:53 AM	12:33 PM	Brian Harman Sea Island, GA	Max Homa Valencia, CA	Jordan Spieth Dallas, TX
8:04 AM	12:44 PM	Grayson Murray Raleigh, NC	Tom Kim Seoul, KOR	Rickie Fowler Murrieta, CA
8:15 AM	12:55 PM	Matt Fitzpatrick Sheffield, ENG	Sungjae Im Jeju-Si, Jeju-do, KOR	Shane Lowry County Offaly, IRL
8:26 AM	1:06 PM	Sahith Theegala Chino Hills, CA	Adam Svensson Surrey, British Columbia, CAN	Brendon Todd Athens, GA
8:37 AM	1:17 PM	Luke List Augusta, GA	Gary Woodland Topeka, KS	Andrew Putnam University Place, WA
8:48 AM	1:28 PM	C.T. Pan Taiwan, TPE	Aaron Rai England	Vince Whaley Alpharetta, GA
8:59 AM	1:39 PM	Lanto Griffin Jacksonville Beach, FL	S.H. Kim South Korea	Ben Taylor London, ENG
9:10 AM	1:50 PM	Victor Perez France	Chris Gotterup Little Silver, NJ	Nicolo Galletti Tempe, AZ



WM Phoenix Open

Groupings & Starting Times

Thursday & Friday, February 08 & February 09, 2024

Rd. 1 1 Tee	Rd. 2 10 Tee			
12:00 PM	7:20 AM	Bud Cauley Palm Beach Gardens, FL	Sam Ryder Longwood, FL	Thomas Detry Brussels, BEL
12:11 PM	7:31 AM	Peter Malnati Knoxville, TN	Chesson Hadley Raleigh, NC	Zac Blair Orem, UT
12:22 PM	7:42 AM	Byeong Hun An South Korea	Maverick McNealy Las Vegas, NV	Will Gordon Davidson, NC
12:33 PM	7:53 AM	Wyndham Clark Denver, CO	Scottie Scheffler Dallas, TX	Hideki Matsuyama Sendai, JPN
12:44 PM	8:04 AM	Justin Thomas Louisville, KY	Adam Scott Gold Coast, Queensland, AUS	Cameron Young Scarborough, NY
12:55 PM	8:15 AM	Sam Burns Shreveport, LA	Si Woo Kim Seoul, KOR	J.T. Poston Sea Island, GA
1:06 PM	8:26 AM	Chad Ramey Fulton, MS	Cameron Champ Sacramento, CA	Scott Stallings Oak Ridge, TN
1:17 PM	8:37 AM	Taylor Moore Edmond, OK	Billy Horschel Ponte Vedra Beach, FL	Zach Johnson Cedar Rapids, IA
1:28 PM	8:48 AM	Michael Kim Dallas, TX	Jhonattan Vegas Maturin, VEN	Matt NeSmith Aiken, SC
1:39 PM	8:59 AM	Mark Hubbard Denver, CO	Robby Shelton Wilmer, AL	Ryan Fox New Zealand
1:50 PM	9:10 AM	Jake Knapp Costa Mesa, CA	Alexander Björk Sweden, SWE	Jim Knous Basalt, CO

Rd. 1 10 Tee	Rd. 2 1 Tee			
12:00 PM	7:20 AM	Sam Stevens Wichita, KS	Harry Hall Cornwall, ENG	Andrew Novak Sea Island, GA
12:11 PM	7:31 AM	Tyler Duncan Columbus, IN	Charley Hoffman Rancho Santa Fe, CA	Brandon Wu Scarsdale, NY
12:22 PM	7:42 AM	Keith Mitchell Chattanooga, TN	Ben Martin Greenville, SC	Min Woo Lee Perth, AUS
12:33 PM	7:53 AM	Nick Taylor Abbotsford, B.C., CAN	Kurt Kitayama Chico, CA	Brandt Snedeker Franklin, TN
12:44 PM	8:04 AM	Nick Hardy Northbrook, IL	Stewart Cink Atlanta, GA	J.B. Holmes Campbellsville, KY
12:55 PM	8:15 AM	Corey Connors Listowel, ON, CAN	Chez Reavie Scottsdale, AZ	K.H. Lee Seoul, KOR
1:06 PM	8:26 AM	Camilo Villegas Medellin, COL	Seamus Power Waterford, IRL	Daniel Berger Jupiter, FL
1:17 PM	8:37 AM	Kevin Stadler Denver, CO	Beau Hossler Mission Viejo, CA	Taylor Montgomery Las Vegas, NV
1:28 PM	8:48 AM	Ryan Moore Las Vegas, NV	Doug Ghim Arlington Heights, IL	Justin Lower Canal Fulton, OH
1:39 PM	8:59 AM	Troy Merritt Eagle, ID	Christiaan Bezuidenhout Kempton Park, RSA	Justin Suh San Jose, CA
1:50 PM	9:10 AM	Sami Valimaki Nokia, FIN	Adrien Dumont de Chassart Villers la Ville, BEL	Jesse Mueller Phoenix, AZ

Alternates

1 Robert MacIntyre	6 Ben Silverman
2 Ryo Hisatsune	7 Pierceson Coody
3 Chan Kim	8 Paul Barjon
4 Alejandro Tosti	9 Max Greyserman
5 Rico Hoey	10 Chandler Phillips

Approx Starting Times for Sat/Sun: 9:00 am - 11:00 am, two tees
Finish Times for Sat/Sun: 4:00 pm

Tee Times: pgatour.com or TOUR Links



2024 WM Phoenix Open First Round Top Players



Course	Hole	1	2	3	4	5	6	7	8	9	Out	10	11	12	13	14	15	16	17	18	In	Total		
TS TPC Scottsdale (Stadium)	Par	4	4	5	3	4	4	3	4	4	35	4	4	3	5	4	5	3	4	4	36	71		
<hr/>																								
1	Nick Taylor	-11																						
	Course	DD1	DD2	FH	GIR	SH	SS	PT	Strokes Gained Statistics															
	TS Round 1	303	267	13	16	1	1	23	OTT	APR	ARG	T2G	PUT	TOT										
	TS Round 1		③	③	④	3	③	4	3	③	③	29	4	③	②	④	4	5	②	4	③	31	60	60
2	Sahith Theegala	-6																						
	Course	DD1	DD2	FH	GIR	SH	SS	PT	Strokes Gained Statistics															
	TS Round 1	317	262	8	13	3	2	26	OTT	APR	ARG	T2G	PUT	TOT										
	TS Round 1		4	③	④	②	⑤	③	3	4	4	32	③	4	②	5	4	④	3	4	4	33	65	65
	Andrew Novak	-6																						
	Course	DD1	DD2	FH	GIR	SH	SS	PT	Strokes Gained Statistics															
	TS Round 1	310	272	6	15	0	0	26	OTT	APR	ARG	T2G	PUT	TOT										
	TS Round 1		⑤	4	④	3	4	4	②	4	4	34	4	③	④	③	4	④	②	③	4	31	65	65
	Maverick McNealy	-6																						
	Course	DD1	DD2	FH	GIR	SH	SS	PT	Strokes Gained Statistics															
	TS Round 1	305	301	8	15	2	1	27	OTT	APR	ARG	T2G	PUT	TOT										
	TS Round 1		4	⑤	④	②	4	③	3	4	③	32	4	4	④	③	4	5	3	③	③	33	65	65
	Doug Ghim	-6																						
	Course	DD1	DD2	FH	GIR	SH	SS	PT	Strokes Gained Statistics															
	TS Round 1	305	294	12	17	0	0	29	OTT	APR	ARG	T2G	PUT	TOT										
	TS Round 1		4	③	5	3	4	⑤	3	③	4	34	4	4	④	③	4	④	②	③	③	31	65	65
6	Daniel Berger	-5																						
	Course	DD1	DD2	FH	GIR	SH	SS	PT	Strokes Gained Statistics															
	TS Round 1	305	294	12	17	0	0	29	OTT	APR	ARG	T2G	PUT	TOT										

Strokes Gained Legend: OTT = Off the Tee APR = Approach the Green ARG = Around the Green T2G = Tee to Green PUT = Putting TOT = Total Strokes Gained



2024 WM Phoenix Open
First Round Top Players



Course	Hole	1	2	3	4	5	6	7	8	9	Out	10	11	12	13	14	15	16	17	18	In	Total	
TS TPC Scottsdale (Stadium)	Par	4	4	5	3	4	4	3	4	4	35	4	4	3	5	4	5	3	4	4	36	71	
TS	Round 1	316	290	10	14	0	0	26				1.770	0.787	-0.550	2.007	2.887	4.894						
TS	Round 1	4	② ④	④	④	③	②	4	4	31	4	4	④	④	4	5	②	4	4	35	66	66	
Ryan Fox	-5											Strokes Gained Statistics											
Course		DD1	DD2	FH	GIR	SH	SS	PT				OTT	APR	ARG	T2G	PUT	TOT						
TS	Round 1	295	298	8	15	3	2	30				1.273	2.559	0.007	3.839	1.055	4.894						
TS	Round 1	4	4	④	3	4	③	3	③	4	32	⑤	4	④	③	4	④	②	4	4	34	66	66
8 Shane Lowry	-4											Strokes Gained Statistics											
Course		DD1	DD2	FH	GIR	SH	SS	PT				OTT	APR	ARG	T2G	PUT	TOT						
TS	Round 1	316	257	7	12	1	0	26				-0.714	1.913	0.641	1.840	2.054	3.894						
TS	Round 1	4	⑤	5	3	4	4	3	4	4	36	③	③	3	④	4	④	④	③	③	31	67	67
S.H. Kim	-4											Strokes Gained Statistics											
Course		DD1	DD2	FH	GIR	SH	SS	PT				OTT	APR	ARG	T2G	PUT	TOT						
TS	Round 1	330	248	10	12	2	2	27				1.156	0.148	1.196	2.500	1.394	3.894						
TS	Round 1	③	⑤	5	3	③	③	3	⑤	⑤	35	4	4	②	③	4	5	3	4	③	32	67	67
Charley Hoffman	-4											Strokes Gained Statistics											
Course		DD1	DD2	FH	GIR	SH	SS	PT				OTT	APR	ARG	T2G	PUT	TOT						
TS	Round 1	335	274	9	15	1	1	30				0.199	3.203	-0.039	3.363	0.531	3.894						
TS	Round 1	4	③	④	3	4	③	3	4	4	32	4	③	3	④	4	⑥	3	4	4	35	67	67
Cameron Young	-4											Strokes Gained Statistics											
Course		DD1	DD2	FH	GIR	SH	SS	PT				OTT	APR	ARG	T2G	PUT	TOT						
TS	Round 1	302	298	9	14	2	1	28				1.681	1.950	-0.897	2.734	1.160	3.894						

Strokes Gained Legend: OTT = Off the Tee APR = Approach the Green ARG = Around the Green T2G = Tee to Green PUT = Putting TOT = Total Strokes Gained





2024 WM Phoenix Open First Round Top Players



Course	Hole	1	2	3	4	5	6	7	8	9	Out	10	11	12	13	14	15	16	17	18	In	Total	
TS TPC Scottsdale (Stadium)	Par	4	4	5	3	4	4	3	4	4	35	4	4	3	5	4	5	3	4	4	36	71	
TS	Round 1	③	4	④	3	③	4	3	4	⑤	33	③	4	3	5	4	④	3	4	4	34	67	67
Jhonattan Vegas		-4																					
Course		DD1	DD2	FH	GIR	SH	SS	PT	Strokes Gained Statistics														
TS	Round 1	297	310	9	16	0	0	30	OTT	APR	ARG	T2G	PUT	TOT									
TS	Round 1	4	③	④	②	③	4	④	4	4	32	⑤	③	3	5	4	5	3	③	4	35	67	67
Christiaan Bezuidenhout		-4																					
Course		DD1	DD2	FH	GIR	SH	SS	PT	Strokes Gained Statistics														
TS	Round 1	288	290	8	15	0	0	29	OTT	APR	ARG	T2G	PUT	TOT									
TS	Round 1	4	⑤	③	3	4	③	3	4	4	33	4	4	3	④	4	④	3	③	⑤	34	67	67
14 Jordan Spieth		-3																					
Course		DD1	DD2	FH	GIR	SH	SS	PT	Strokes Gained Statistics														
TS	Round 1	340	282	9	15	2	1	30	OTT	APR	ARG	T2G	PUT	TOT									
TS	Round 1	4	4	④	3	4	4	3	4	4	34	4	③	3	④	4	⑥	④	③	③	34	68	68
Scottie Scheffler		-3																					
Course		DD1	DD2	FH	GIR	SH	SS	PT	Strokes Gained Statistics														
TS	Round 1	311	286	9	17	2	0	33	OTT	APR	ARG	T2G	PUT	TOT									
TS	Round 1	⑤	③	④	3	4	4	3	4	4	34	4	4	④	5	③	5	3	③	③	34	68	68
Kurt Kitayama		-3																					
Course		DD1	DD2	FH	GIR	SH	SS	PT	Strokes Gained Statistics														
TS	Round 1	326	285	10	14	1	1	29	OTT	APR	ARG	T2G	PUT	TOT									
TS	Round 1	4	4	④	②	4	4	3	4	4	33	4	4	3	④	4	5	3	4	4	35	68	68

Strokes Gained Legend: OTT = Off the Tee APR = Approach the Green ARG = Around the Green T2G = Tee to Green PUT = Putting TOT = Total Strokes Gained



2024 WM Phoenix Open First Round Top Players



Course	Hole	1	2	3	4	5	6	7	8	9	Out	10	11	12	13	14	15	16	17	18	In	Total	
TS TPC Scottsdale (Stadium)	Par	4	4	5	3	4	4	3	4	4	35	4	4	3	5	4	5	3	4	4	36	71	
<hr/>																							
Sam Burns												Strokes Gained Statistics											
Course		DD1	DD2	FH	GIR	SH	SS	PT															
TS	Round 1	304	320	7	13	2	1	29	OTT	APR	ARG	T2G	PUT	TOT									
TS	Round 1	③	4	5	3	4	4	④	③	4	34	③	4	3	5	4	④	3	4	4	34	68	68
<hr/>																							
Si Woo Kim												Strokes Gained Statistics											
Course		DD1	DD2	FH	GIR	SH	SS	PT															
TS	Round 1	283	298	12	14	2	1	30	OTT	APR	ARG	T2G	PUT	TOT									
TS	Round 1	4	4	④	3	4	4	3	4	4	34	4	4	3	5	4	③	3	③	⑤	34	68	68
<hr/>																							
Corey Connors												Strokes Gained Statistics											
Course		DD1	DD2	FH	GIR	SH	SS	PT															
TS	Round 1	311	274	11	13	2	1	28	OTT	APR	ARG	T2G	PUT	TOT									
TS	Round 1	4	③	5	3	③	4	3	4	⑤	34	③	4	④	5	4	5	②	③	4	34	68	68
<hr/>																							
Jake Knapp												Strokes Gained Statistics											
Course		DD1	DD2	FH	GIR	SH	SS	PT															
TS	Round 1	317	300	8	14	1	1	29	OTT	APR	ARG	T2G	PUT	TOT									
TS	Round 1	4	4	④	3	4	4	3	4	③	33	③	⑤	3	④	4	5	3	4	4	35	68	68
<hr/>																							
Alexander Björk												Strokes Gained Statistics											
Course		DD1	DD2	FH	GIR	SH	SS	PT															
TS	Round 1	286	263	10	12	2	1	27	OTT	APR	ARG	T2G	PUT	TOT									
TS	Round 1	③	4	④	②	⑤	4	3	4	③	32	⑤	4	3	5	4	5	3	③	4	36	68	68
<hr/>																							
Justin Suh												Strokes Gained Statistics											
Course		DD1	DD2	FH	GIR	SH	SS	PT															
		DD1	DD2	FH	GIR	SH	SS	PT	OTT	APR	ARG	T2G	PUT	TOT									

Strokes Gained Legend: OTT = Off the Tee APR = Approach the Green ARG = Around the Green T2G = Tee to Green PUT = Putting TOT = Total Strokes Gained



2024 WM Phoenix Open First Round Top Players



Course	Hole	1	2	3	4	5	6	7	8	9	Out	10	11	12	13	14	15	16	17	18	In	Total		
TS TPC Scottsdale (Stadium)	Par	4	4	5	3	4	4	3	4	4	35	4	4	3	5	4	5	3	4	4	36	71		
TS	Round 1	301	276	9	14	0	0	29				1.076	1.020	-1.669	0.427	2.467	2.894							
TS	Round 1		4	4	④	②	4	4	3	⑤	⑤	35	③	4	3	④	4	④	3	4	4	33	68	68
23 Martin Laird	-2											Strokes Gained Statistics												
Course		DD1	DD2	FH	GIR	SH	SS	PT				OTT	APR	ARG	T2G	PUT	TOT							
TS	Round 1	336	254	9	13	0	0	29				-0.361	-0.529	0.348	-0.542	2.436	1.894							
TS	Round 1		4	4	5	3	⑤	4	3	4	4	36	③	4	3	③	⑤	5	②	4	4	33	69	69
Kevin Yu	-2											Strokes Gained Statistics												
Course		DD1	DD2	FH	GIR	SH	SS	PT				OTT	APR	ARG	T2G	PUT	TOT							
TS	Round 1	335	287	10	13	2	0	29				0.207	0.497	-1.212	-0.508	2.402	1.894							
TS	Round 1		③	4	④	3	4	4	3	4	4	33	4	③	④	5	4	④	②	⑤	⑤	36	69	69
Joel Dahmen	-2											Strokes Gained Statistics												
Course		DD1	DD2	FH	GIR	SH	SS	PT				OTT	APR	ARG	T2G	PUT	TOT							
TS	Round 1	320	244	10	13	0	0	29				1.205	-1.538	0.292	-0.041	1.935	1.894							
TS	Round 1		③	4	5	②	4	4	3	4	4	33	4	③	3	5	⑤	5	3	4	4	36	69	69
Alex Noren	-2											Strokes Gained Statistics												
Course		DD1	DD2	FH	GIR	SH	SS	PT				OTT	APR	ARG	T2G	PUT	TOT							
TS	Round 1	359	241	8	12	2	1	30				0.138	0.771	-0.196	0.713	1.181	1.894							
TS	Round 1		⑤	4	④	3	4	4	3	③	4	34	4	4	3	④	⑤	5	②	4	4	35	69	69
Davis Thompson	-2											Strokes Gained Statistics												
Course		DD1	DD2	FH	GIR	SH	SS	PT				OTT	APR	ARG	T2G	PUT	TOT							
TS	Round 1	363	259	7	14	0	0	31				-0.295	2.869	-0.308	2.266	-0.372	1.894							

Strokes Gained Legend: OTT = Off the Tee APR = Approach the Green ARG = Around the Green T2G = Tee to Green PUT = Putting TOT = Total Strokes Gained





2024 WM Phoenix Open First Round Top Players



Course	Hole	1	2	3	4	5	6	7	8	9	Out	10	11	12	13	14	15	16	17	18	In	Total	
TS TPC Scottsdale (Stadium)	Par	4	4	5	3	4	4	3	4	4	35	4	4	3	5	4	5	3	4	4	36	71	
TS	Round 1	5	4	4	4	4	3	3	4	4	35	4	4	3	4	3	4	3	5	4	34	69	69
Aaron Baddeley	-2											Strokes Gained Statistics											
Course		DD1	DD2	FH	GIR	SH	SS	PT				OTT	APR	ARG	T2G	PUT	TOT						
TS	Round 1	284	262	10	13	1	1	29				-0.168	-1.274	1.580	0.138	1.756	1.894						
TS	Round 1	4	4	5	3	4	4	3	4	4	35	3	3	3	5	5	2	4	4	34	69	69	
Matt Fitzpatrick	-2											Strokes Gained Statistics											
Course		DD1	DD2	FH	GIR	SH	SS	PT				OTT	APR	ARG	T2G	PUT	TOT						
TS	Round 1	309	267	11	13	0	0	29				0.518	0.903	-0.004	1.417	0.477	1.894						
TS	Round 1	4	4	4	2	4	5	4	4	4	35	4	4	2	4	4	5	3	5	3	34	69	69
Bud Cauley	-2											Strokes Gained Statistics											
Course		DD1	DD2	FH	GIR	SH	SS	PT				OTT	APR	ARG	T2G	PUT	TOT						
TS	Round 1	287	296	7	15	0	0	31				0.512	2.089	-0.215	2.386	-0.492	1.894						
TS	Round 1	4	4	4	3	4	4	3	4	5	35	4	4	3	4	4	4	3	4	4	34	69	69
Sam Ryder	-2											Strokes Gained Statistics											
Course		DD1	DD2	FH	GIR	SH	SS	PT				OTT	APR	ARG	T2G	PUT	TOT						
TS	Round 1	292	285	7	14	2	1	31				0.274	2.419	0.132	2.825	-0.931	1.894						
TS	Round 1	4	4	4	3	4	4	3	4	4	34	4	4	3	5	4	5	2	4	4	35	69	69
Thomas Detry	-2											Strokes Gained Statistics											
Course		DD1	DD2	FH	GIR	SH	SS	PT				OTT	APR	ARG	T2G	PUT	TOT						
TS	Round 1	304	307	10	12	3	1	28				2.005	0.656	-1.003	1.658	0.236	1.894						
TS	Round 1	4	4	6	3	5	4	4	4	5	39	3	3	3	4	3	4	2	3	5	30	69	69

Strokes Gained Legend: OTT = Off the Tee APR = Approach the Green ARG = Around the Green T2G = Tee to Green PUT = Putting TOT = Total Strokes Gained



2024 WM Phoenix Open First Round Top Players



Course	Hole	1	2	3	4	5	6	7	8	9	Out	10	11	12	13	14	15	16	17	18	In	Total		
TS TPC Scottsdale (Stadium)	Par	4	4	5	3	4	4	3	4	4	35	4	4	3	5	4	5	3	4	4	36	71		
<hr/>																								
Zac Blair																								
	-2																							
Course		DD1	DD2	FH	GIR	SH	SS	PT	Strokes Gained Statistics															
		DD1	DD2	FH	GIR	SH	SS	PT	OTT	APR	ARG	T2G	PUT	TOT										
TS	Round 1	287	274	12	15	3	2	32	0.926	2.267	0.025	3.218	-1.324	1.894										
TS	Round 1	③	4	5	3	4	4	3	4	4	34	4	4	3	④	⑤	④	3	4	4	35	69	69	
<hr/>																								
Hideki Matsuyama																								
	-2																							
Course		DD1	DD2	FH	GIR	SH	SS	PT	Strokes Gained Statistics															
		DD1	DD2	FH	GIR	SH	SS	PT	OTT	APR	ARG	T2G	PUT	TOT										
TS	Round 1	301	294	7	11	2	2	25	-0.728	-2.784	1.804	-1.708	3.602	1.894										
TS	Round 1	③	⑥	③	3	③	4	④	⑤	4	35	4	③	⑤	④	③	5	②	4	4	34	69	69	
<hr/>																								
Keith Mitchell																								
	-2																							
Course		DD1	DD2	FH	GIR	SH	SS	PT	Strokes Gained Statistics															
		DD1	DD2	FH	GIR	SH	SS	PT	OTT	APR	ARG	T2G	PUT	TOT										
TS	Round 1	316	276	8	14	2	0	32	1.151	1.823	-0.794	2.180	-0.286	1.894										
TS	Round 1	4	4	5	3	4	③	3	4	4	34	⑤	4	②	③	4	⑥	3	4	4	35	69	69	
<hr/>																								
Ben Martin																								
	-2																							
Course		DD1	DD2	FH	GIR	SH	SS	PT	Strokes Gained Statistics															
		DD1	DD2	FH	GIR	SH	SS	PT	OTT	APR	ARG	T2G	PUT	TOT										
TS	Round 1	306	280	9	12	0	0	29	-0.643	1.070	1.450	1.877	0.017	1.894										
TS	Round 1	4	4	③	3	⑤	4	3	4	4	34	4	4	3	④	4	5	3	4	4	35	69	69	
<hr/>																								
Justin Thomas																								
	-2																							
Course		DD1	DD2	FH	GIR	SH	SS	PT	Strokes Gained Statistics															
		DD1	DD2	FH	GIR	SH	SS	PT	OTT	APR	ARG	T2G	PUT	TOT										
TS	Round 1	307	283	5	13	2	1	30	0.751	1.644	0.568	2.963	-1.069	1.894										
TS	Round 1	4	⑤	④	3	4	4	②	4	⑤	35	4	4	3	④	4	5	②	4	4	34	69	69	
<hr/>																								
Taylor Moore																								
	-2																							
Course		DD1	DD2	FH	GIR	SH	SS	PT	Strokes Gained Statistics															
		DD1	DD2	FH	GIR	SH	SS	PT	OTT	APR	ARG	T2G	PUT	TOT										

Strokes Gained Legend: OTT = Off the Tee APR = Approach the Green ARG = Around the Green T2G = Tee to Green PUT = Putting TOT = Total Strokes Gained



2024 WM Phoenix Open First Round Top Players



Course	Hole	1	2	3	4	5	6	7	8	9	Out	10	11	12	13	14	15	16	17	18	In	Total	
TS TPC Scottsdale (Stadium)	Par	4	4	5	3	4	4	3	4	4	35	4	4	3	5	4	5	3	4	4	36	71	
TS	Round 1	305	314	9	13	1	1	29				1.201	-0.026	2.625	3.800	-1.906	1.894						
TS	Round 1	4	4	④	3	③	4	3	4	4	33	4	4	3	5	4	⑥	②	4	4	36	69	69
Taylor Montgomery		-2																					
Course		DD1	DD2	FH	GIR	SH	SS	PT	Strokes Gained Statistics														
TS	Round 1	305	254	6	14	0	0	29	OTT	APR	ARG	T2G	PUT	TOT									
TS	Round 1	4	4	5	②	4	4	3	4	4	34	③	4	3	④	4	⑦	3	③	4	35	69	69
Robby Shelton		-2																					
Course		DD1	DD2	FH	GIR	SH	SS	PT	Strokes Gained Statistics														
TS	Round 1	291	280	10	11	2	2	29	OTT	APR	ARG	T2G	PUT	TOT									
TS	Round 1	4	4	5	3	4	4	④	4	4	36	③	4	3	④	4	④	3	4	4	33	69	69
Troy Merritt		-2																					
Course		DD1	DD2	FH	GIR	SH	SS	PT	Strokes Gained Statistics														
TS	Round 1	280	291	9	16	0	0	32	OTT	APR	ARG	T2G	PUT	TOT									
TS	Round 1	4	4	5	3	③	4	②	4	⑤	34	③	4	3	⑥	4	④	3	4	4	35	69	69
Sami Valimaki		-2																					
Course		DD1	DD2	FH	GIR	SH	SS	PT	Strokes Gained Statistics														
TS	Round 1	297	291	7	14	1	1	31	OTT	APR	ARG	T2G	PUT	TOT									
TS	Round 1	4	4	③	3	4	4	3	4	⑥	35	4	4	3	5	4	5	②	③	4	34	69	69
43 Luke Donald		-1																					
Course		DD1	DD2	FH	GIR	SH	SS	PT	Strokes Gained Statistics														
TS	Round 1	320	240	7	11	1	1	27	OTT	APR	ARG	T2G	PUT	TOT									
TS	Round 1	320	240	7	11	1	1	27	-0.846	-1.431	1.227	-1.050	1.944	0.894									

Strokes Gained Legend: OTT = Off the Tee APR = Approach the Green ARG = Around the Green T2G = Tee to Green PUT = Putting TOT = Total Strokes Gained



2024 WM Phoenix Open First Round Top Players



Course	Hole	1	2	3	4	5	6	7	8	9	Out	10	11	12	13	14	15	16	17	18	In	Total	
TS TPC Scottsdale (Stadium)	Par	4	4	5	3	4	4	3	4	4	35	4	4	3	5	4	5	3	4	4	36	71	
TS	Round 1	③	4	6	3	4	4	3	4	4	35	4	4	4	③	5	5	3	4	③	35	70	70
Eric Cole											-1	Strokes Gained Statistics											
Course		DD1	DD2	FH	GIR	SH	SS	PT				OTT	APR	ARG	T2G	PUT	TOT						
TS	Round 1	299	274	10	11	0	0	29				0.649	-1.155	-0.415	-0.921	1.815	0.894						
TS	Round 1	4	4	④	3	4	4	3	4	4	34	4	4	3	④	4	5	4	4	4	36	70	70
Adam Schenk											-1	Strokes Gained Statistics											
Course		DD1	DD2	FH	GIR	SH	SS	PT				OTT	APR	ARG	T2G	PUT	TOT						
TS	Round 1	344	273	8	10	2	1	28				-0.854	0.250	1.700	1.096	-0.202	0.894						
TS	Round 1	4	5	④	4	③	4	4	4	4	36	4	4	3	④	5	3	③	③	34	70	70	
Sungjae Im											-1	Strokes Gained Statistics											
Course		DD1	DD2	FH	GIR	SH	SS	PT				OTT	APR	ARG	T2G	PUT	TOT						
TS	Round 1	303	266	6	10	3	2	28				-0.059	-0.808	1.547	0.680	0.214	0.894						
TS	Round 1	③	③	5	3	4	4	3	4	4	33	4	4	3	5	5	3	4	4	37	70	70	
Tom Hoge											-1	Strokes Gained Statistics											
Course		DD1	DD2	FH	GIR	SH	SS	PT				OTT	APR	ARG	T2G	PUT	TOT						
TS	Round 1	322	233	7	11	0	0	29				-0.674	1.322	-0.776	-0.128	1.022	0.894						
TS	Round 1	4	4	④	3	5	4	②	③	5	34	4	4	3	5	4	5	3	4	4	36	70	70
Brendon Todd											-1	Strokes Gained Statistics											
Course		DD1	DD2	FH	GIR	SH	SS	PT				OTT	APR	ARG	T2G	PUT	TOT						
TS	Round 1	301	237	9	10	3	2	27				-0.373	-1.295	0.186	-1.482	2.376	0.894						
TS	Round 1	4	4	5	3	4	③	3	③	5	34	4	③	3	5	5	6	3	4	③	36	70	70

Strokes Gained Legend: OTT = Off the Tee APR = Approach the Green ARG = Around the Green T2G = Tee to Green PUT = Putting TOT = Total Strokes Gained



2024 WM Phoenix Open First Round Top Players



Course	Hole	1	2	3	4	5	6	7	8	9	Out	10	11	12	13	14	15	16	17	18	In	Total		
TS TPC Scottsdale (Stadium)	Par	4	4	5	3	4	4	3	4	4	35	4	4	3	5	4	5	3	4	4	36	71		
<hr/>																								
Hayden Buckley		-1																						
Course		DD1	DD2	FH	GIR	SH	SS	PT	Strokes Gained Statistics															
									OTT	APR	ARG	T2G	PUT	TOT										
TS	Round 1	278	272	8	12	2	2	29	0.342	-0.736	0.428	0.034	0.860	0.894										
TS	Round 1		4	4	④	3	4	4	②	4	4	33	4	4	3	5	⑤	5	②	4	⑤	37	70	70
<hr/>																								
Chris Gotterup		-1																						
Course		DD1	DD2	FH	GIR	SH	SS	PT	Strokes Gained Statistics															
									OTT	APR	ARG	T2G	PUT	TOT										
TS	Round 1	336	256	5	10	4	2	28	-0.144	-1.611	0.053	-1.702	2.596	0.894										
TS	Round 1		4	4	④	②	⑤	③	3	4	4	33	4	4	3	5	4	5	④	4	4	37	70	70
<hr/>																								
Sam Stevens		-1																						
Course		DD1	DD2	FH	GIR	SH	SS	PT	Strokes Gained Statistics															
									OTT	APR	ARG	T2G	PUT	TOT										
TS	Round 1	321	286	8	14	1	1	31	1.548	0.179	-0.332	1.395	-0.501	0.894										
TS	Round 1		⑤	4	⑥	3	③	③	3	③	4	34	4	4	3	5	4	5	3	4	4	36	70	70
<hr/>																								
Harry Hall		-1																						
Course		DD1	DD2	FH	GIR	SH	SS	PT	Strokes Gained Statistics															
									OTT	APR	ARG	T2G	PUT	TOT										
TS	Round 1	308	284	7	12	1	1	31	0.854	-0.514	1.453	1.793	-0.899	0.894										
TS	Round 1		4	4	④	②	4	4	3	4	4	33	⑤	③	④	5	4	④	3	⑤	4	37	70	70
<hr/>																								
Byeong Hun An		-1																						
Course		DD1	DD2	FH	GIR	SH	SS	PT	Strokes Gained Statistics															
									OTT	APR	ARG	T2G	PUT	TOT										
TS	Round 1	316	290	7	11	1	1	29	0.932	-0.219	-0.239	0.474	0.420	0.894										
TS	Round 1		⑤	⑤	④	②	4	⑤	3	4	③	35	4	③	②	5	4	⑥	④	③	4	35	70	70
<hr/>																								
Will Gordon		-1																						
Course		DD1	DD2	FH	GIR	SH	SS	PT	Strokes Gained Statistics															
									OTT	APR	ARG	T2G	PUT	TOT										

Strokes Gained Legend: OTT = Off the Tee APR = Approach the Green ARG = Around the Green T2G = Tee to Green PUT = Putting TOT = Total Strokes Gained



2024 WM Phoenix Open First Round Top Players



Course	Hole	1	2	3	4	5	6	7	8	9	Out	10	11	12	13	14	15	16	17	18	In	Total	
TS TPC Scottsdale (Stadium)	Par	4	4	5	3	4	4	3	4	4	35	4	4	3	5	4	5	3	4	4	36	71	
TS	Round 1	293	293	6	17	1	0	34				0.631	2.806	-0.484	2.953	-2.059	0.894						
TS	Round 1	4	5	4	3	5	3	3	4	4	35	4	4	3	5	4	5	2	4	4	35	70	70
J.T. Poston	-1											Strokes Gained Statistics											
Course		DD1	DD2	FH	GIR	SH	SS	PT				OTT	APR	ARG	T2G	PUT	TOT						
TS	Round 1	294	300	8	13	2	2	29				0.685	-1.581	0.183	-0.713	1.607	0.894						
TS	Round 1	4	5	6	3	4	3	4	4	4	37	3	4	3	4	5	3	3	4	33	70	70	
Cameron Champ	-1											Strokes Gained Statistics											
Course		DD1	DD2	FH	GIR	SH	SS	PT				OTT	APR	ARG	T2G	PUT	TOT						
TS	Round 1	335	316	9	15	0	0	32				0.500	0.344	-0.566	0.278	0.616	0.894						
TS	Round 1	4	4	3	3	4	4	3	4	5	34	4	4	3	6	4	5	3	4	3	36	70	70
Scott Stallings	-1											Strokes Gained Statistics											
Course		DD1	DD2	FH	GIR	SH	SS	PT				OTT	APR	ARG	T2G	PUT	TOT						
TS	Round 1	288	315	6	15	1	0	30				-2.515	1.034	2.501	1.020	-0.126	0.894						
TS	Round 1	4	3	5	3	4	4	3	4	5	35	3	4	4	4	5	3	4	4	35	70	70	
Zach Johnson	-1											Strokes Gained Statistics											
Course		DD1	DD2	FH	GIR	SH	SS	PT				OTT	APR	ARG	T2G	PUT	TOT						
TS	Round 1	278	268	7	13	2	2	30				-0.443	0.425	0.820	0.802	0.092	0.894						
TS	Round 1	4	4	5	3	4	4	3	4	5	36	3	4	3	4	5	3	4	4	34	70	70	
Camilo Villegas	-1											Strokes Gained Statistics											
Course		DD1	DD2	FH	GIR	SH	SS	PT				OTT	APR	ARG	T2G	PUT	TOT						
TS	Round 1	301	300	3	13	1	0	30				-1.367	-0.072	0.563	-0.876	1.770	0.894						

Strokes Gained Legend: OTT = Off the Tee APR = Approach the Green ARG = Around the Green T2G = Tee to Green PUT = Putting TOT = Total Strokes Gained





2024 WM Phoenix Open First Round Top Players



Course	Hole	1	2	3	4	5	6	7	8	9	Out	10	11	12	13	14	15	16	17	18	In	Total	
TS TPC Scottsdale (Stadium)	Par	4	4	5	3	4	4	3	4	4	35	4	4	3	5	4	5	3	4	4	36	71	
TS	Round 1	4	4	6	3	4	4	4	4	4	37	4	4	2	4	4	5	2	4	4	33	70	70
Matt NeSmith		-1										Strokes Gained Statistics											
Course		DD1	DD2	FH	GIR	SH	SS	PT							OTT	APR	ARG	T2G	PUT	TOT			
TS	Round 1	291	288	13	18	0	0	35							1.915	-0.173	-0.035	1.707	-0.813	0.894			
TS	Round 1	4	4	5	3	4	4	3	4	4	35	3	4	3	5	4	5	3	4	4	35	70	70
Mark Hubbard		-1										Strokes Gained Statistics											
Course		DD1	DD2	FH	GIR	SH	SS	PT							OTT	APR	ARG	T2G	PUT	TOT			
TS	Round 1	293	290	8	14	1	0	29							-0.226	1.087	0.150	1.011	-0.117	0.894			
TS	Round 1	4	4	5	3	4	3	3	3	5	34	5	5	3	4	4	4	3	4	4	36	70	70
62 Nate Lashley		E										Strokes Gained Statistics											
Course		DD1	DD2	FH	GIR	SH	SS	PT							OTT	APR	ARG	T2G	PUT	TOT			
TS	Round 1	317	289	10	14	2	1	33							0.471	-1.247	-0.580	-1.356	1.250	-0.106			
TS	Round 1	5	4	4	4	4	3	4	4	36	4	4	3	4	3	6	3	4	4	35	71	71	
Carson Young		E										Strokes Gained Statistics											
Course		DD1	DD2	FH	GIR	SH	SS	PT							OTT	APR	ARG	T2G	PUT	TOT			
TS	Round 1	320	259	10	15	0	0	33							0.835	-0.272	0.343	0.906	-1.012	-0.106			
TS	Round 1	4	4	4	4	4	3	4	4	35	4	4	3	5	4	6	2	4	4	36	71	71	
Emiliano Grillo		E										Strokes Gained Statistics											
Course		DD1	DD2	FH	GIR	SH	SS	PT							OTT	APR	ARG	T2G	PUT	TOT			
TS	Round 1	349	251	8	14	0	0	33							-0.280	2.286	-0.038	1.968	-2.074	-0.106			
TS	Round 1	4	4	5	3	4	5	3	5	4	37	4	4	3	4	4	5	2	4	4	34	71	71

Strokes Gained Legend: OTT = Off the Tee APR = Approach the Green ARG = Around the Green T2G = Tee to Green PUT = Putting TOT = Total Strokes Gained



2024 WM Phoenix Open First Round Top Players



Course	Hole	1	2	3	4	5	6	7	8	9	Out	10	11	12	13	14	15	16	17	18	In	Total
TS TPC Scottsdale (Stadium)	Par	4	4	5	3	4	4	3	4	4	35	4	4	3	5	4	5	3	4	4	36	71

Brian Harman		E	Strokes Gained Statistics																						
			Course	DD1	DD2	FH	GIR	SH	SS	PT	OTT	APR	ARG	T2G	PUT	TOT									
TS		Round 1	318	264	10	9	2	1	26	-0.036	-2.474	0.764	-1.746	1.640	-0.106										
TS		Round 1		③	4	④	3	4	⑤	④	4	4	35	4	③	⑤	5	4	5	②	⑤	③	36	71	71

Harris English		E	Strokes Gained Statistics																						
			Course	DD1	DD2	FH	GIR	SH	SS	PT	OTT	APR	ARG	T2G	PUT	TOT									
TS		Round 1	346	254	11	12	1	1	30	1.358	-1.509	-0.260	-0.411	0.305	-0.106										
TS		Round 1		4	4	④	3	4	⑤	3	4	⑤	36	4	4	3	③	⑤	5	3	4	4	35	71	71

Adam Svensson		E	Strokes Gained Statistics																						
			Course	DD1	DD2	FH	GIR	SH	SS	PT	OTT	APR	ARG	T2G	PUT	TOT									
TS		Round 1	326	258	10	13	1	1	33	0.655	-0.366	-0.500	-0.211	0.105	-0.106										
TS		Round 1		4	4	5	3	⑤	4	3	4	4	36	4	③	3	④	4	⑥	3	4	4	35	71	71

Lee Hodges		E	Strokes Gained Statistics																						
			Course	DD1	DD2	FH	GIR	SH	SS	PT	OTT	APR	ARG	T2G	PUT	TOT									
TS		Round 1	289	234	7	11	1	1	28	-0.685	0.472	0.087	-0.126	0.020	-0.106										
TS		Round 1		4	4	5	3	4	4	3	4	③	34	4	⑤	3	⑥	4	④	3	4	4	37	71	71

Austin Eckroat		E	Strokes Gained Statistics																						
			Course	DD1	DD2	FH	GIR	SH	SS	PT	OTT	APR	ARG	T2G	PUT	TOT									
TS		Round 1	303	276	9	11	5	4	31	0.495	-0.707	0.864	0.652	-0.758	-0.106										
TS		Round 1		4	4	④	④	4	4	3	4	⑤	36	4	⑤	3	5	4	④	②	4	4	35	71	71

Nicolo Galletti		E	Strokes Gained Statistics																						
			Course	DD1	DD2	FH	GIR	SH	SS	PT	OTT	APR	ARG	T2G	PUT	TOT									
TS		Round 1																							

Strokes Gained Legend: OTT = Off the Tee APR = Approach the Green ARG = Around the Green T2G = Tee to Green PUT = Putting TOT = Total Strokes Gained





2024 WM Phoenix Open First Round Top Players



Course	Hole	1	2	3	4	5	6	7	8	9	Out	10	11	12	13	14	15	16	17	18	In	Total	
TS TPC Scottsdale (Stadium)	Par	4	4	5	3	4	4	3	4	4	35	4	4	3	5	4	5	3	4	4	36	71	
TS	Round 1	296	233	10	13	0	0	0	0	31		0.107	1.121	-0.215	1.013	-1.119	-0.106						
TS	Round 1	4	4	5	②	③	5	3	4	4	34	4	4	3	5	5	3	4	4	37	71	71	
Peter Malnati		E																					
Course		DD1	DD2	FH	GIR	SH	SS	PT	Strokes Gained Statistics														
TS Round 1		305	271	4	15	1	0	34	OTT	APR	ARG	T2G	PUT	TOT									
TS Round 1		4	4	5	3	4	③	4	4	4	35	4	4	4	④	4	5	3	4	4	36	71	71
Tyler Duncan		E																					
Course		DD1	DD2	FH	GIR	SH	SS	PT	Strokes Gained Statistics														
TS Round 1		316	281	7	13	1	1	32	OTT	APR	ARG	T2G	PUT	TOT									
TS Round 1		4	4	④	3	4	4	4	4	4	35	4	5	3	④	4	5	3	4	4	36	71	71
Min Woo Lee		E																					
Course		DD1	DD2	FH	GIR	SH	SS	PT	Strokes Gained Statistics														
TS Round 1		324	283	6	15	0	0	35	OTT	APR	ARG	T2G	PUT	TOT									
TS Round 1		4	4	5	3	③	4	3	5	4	35	4	4	3	6	4	④	3	4	4	36	71	71
Nick Hardy		E																					
Course		DD1	DD2	FH	GIR	SH	SS	PT	Strokes Gained Statistics														
TS Round 1		313	285	8	14	1	0	33	OTT	APR	ARG	T2G	PUT	TOT									
TS Round 1		4	4	5	3	③	4	3	5	4	35	4	4	4	5	4	5	3	4	③	36	71	71
Stewart Cink		E																					
Course		DD1	DD2	FH	GIR	SH	SS	PT	Strokes Gained Statistics														
TS Round 1		332	279	10	16	1	0	35	OTT	APR	ARG	T2G	PUT	TOT									

Strokes Gained Legend: OTT = Off the Tee APR = Approach the Green ARG = Around the Green T2G = Tee to Green PUT = Putting TOT = Total Strokes Gained



2024 WM Phoenix Open First Round Top Players



Course	Hole	1	2	3	4	5	6	7	8	9	Out	10	11	12	13	14	15	16	17	18	In	Total	
TS TPC Scottsdale (Stadium)	Par	4	4	5	3	4	4	3	4	4	35	4	4	3	5	4	5	3	4	4	36	71	
TS	Round 1	4	4	④	3	③	4	⑤	4	4	35	4	4	3	④	4	5	3	⑤	4	36	71	71
Chad Ramey	E											Strokes Gained Statistics											
Course		DD1	DD2	FH	GIR	SH	SS	PT							OTT	APR	ARG	T2G	PUT	TOT			
TS	Round 1	280	296	6	10	4	3	28							-0.111	-2.028	-0.157	-2.296	2.190	-0.106			
TS	Round 1	4	4	5	3	4	4	3	③	4	34	4	4	3	⑥	4	⑥	3	③	4	37	71	71
Seamus Power	E											Strokes Gained Statistics											
Course		DD1	DD2	FH	GIR	SH	SS	PT							OTT	APR	ARG	T2G	PUT	TOT			
TS	Round 1	319	300	7	13	1	1	31							1.525	-1.246	1.052	1.331	-1.437	-0.106			
TS	Round 1	4	⑤	5	3	4	③	④	4	4	36	4	4	3	④	4	5	3	4	4	35	71	71
Michael Kim	E											Strokes Gained Statistics											
Course		DD1	DD2	FH	GIR	SH	SS	PT							OTT	APR	ARG	T2G	PUT	TOT			
TS	Round 1	298	295	9	14	1	0	33							1.032	0.605	-1.079	0.558	-0.664	-0.106			
TS	Round 1	⑤	4	④	3	4	4	④	⑤	4	37	③	⑤	④	④	4	④	3	③	4	34	71	71
Justin Lower	E											Strokes Gained Statistics											
Course		DD1	DD2	FH	GIR	SH	SS	PT							OTT	APR	ARG	T2G	PUT	TOT			
TS	Round 1	305	277	8	15	1	0	34							1.083	0.298	-0.455	0.926	-1.032	-0.106			
TS	Round 1	4	4	④	3	4	4	3	4	4	34	4	4	②	5	⑤	5	④	4	4	37	71	71
Jesse Mueller	E											Strokes Gained Statistics											
Course		DD1	DD2	FH	GIR	SH	SS	PT							OTT	APR	ARG	T2G	PUT	TOT			
TS	Round 1	265	279	8	13	1	0	31							0.466	-1.342	-0.311	-1.187	1.081	-0.106			
TS	Round 1	4	③	5	②	⑤	③	3	4	⑤	34	4	4	3	5	4	5	④	4	4	37	71	71

Strokes Gained Legend: OTT = Off the Tee APR = Approach the Green ARG = Around the Green T2G = Tee to Green PUT = Putting TOT = Total Strokes Gained



2024 WM Phoenix Open
First Round Top Players



Course	Hole	1	2	3	4	5	6	7	8	9	Out	10	11	12	13	14	15	16	17	18	In	Total					
TS TPC Scottsdale (Stadium)	Par	4	4	5	3	4	4	3	4	4	35	4	4	3	5	4	5	3	4	4	36	71					
<hr/>																											
81 Tyson Alexander																											
																						Strokes Gained Statistics					
Course		DD1	DD2	FH	GIR	SH	SS	PT				OTT	APR	ARG	T2G	PUT	TOT										
TS	Round 1	316	265	10	10	0	0	29				-0.583	-2.296	-0.044	-2.923	1.817	-1.106										
TS	Round 1		③	⑤	④	3	4	4	3	4	4	34	4	⑥	④	④	4	5	3	4	4	38	72	72			
Erik van Rooyen																											
																						Strokes Gained Statistics					
Course		DD1	DD2	FH	GIR	SH	SS	PT				OTT	APR	ARG	T2G	PUT	TOT										
TS	Round 1	355	272	8	12	1	1	30				-1.268	0.131	0.399	-0.738	-0.368	-1.106										
TS	Round 1		⑤	⑤	④	3	4	4	3	⑤	4	37	③	4	④	④	4	5	②	⑤	4	35	72	72			
Grayson Murray																											
																						Strokes Gained Statistics					
Course		DD1	DD2	FH	GIR	SH	SS	PT				OTT	APR	ARG	T2G	PUT	TOT										
TS	Round 1	307	264	8	9	2	0	27				-1.405	-2.104	2.389	-1.120	0.014	-1.106										
TS	Round 1		4	⑥	5	②	4	③	3	⑤	⑤	37	4	4	④	④	4	④	3	4	4	35	72	72			
Luke List																											
																						Strokes Gained Statistics					
Course		DD1	DD2	FH	GIR	SH	SS	PT				OTT	APR	ARG	T2G	PUT	TOT										
TS	Round 1	328	278	9	10	3	0	27				0.914	-1.354	-2.017	-2.457	1.351	-1.106										
TS	Round 1		4	4	5	3	4	4	②	⑤	⑦	38	4	4	3	④	4	④	3	③	⑤	34	72	72			
Ben Griffin																											
																						Strokes Gained Statistics					
Course		DD1	DD2	FH	GIR	SH	SS	PT				OTT	APR	ARG	T2G	PUT	TOT										
TS	Round 1	312	275	9	11	2	1	30				0.109	-0.508	-0.168	-0.567	-0.539	-1.106										
TS	Round 1		4	⑤	5	④	4	4	3	4	4	37	4	4	3	5	4	5	3	③	4	35	72	72			
Denny McCarthy																											
																						Strokes Gained Statistics					
Course		DD1	DD2	FH	GIR	SH	SS	PT				OTT	APR	ARG	T2G	PUT	TOT										

Strokes Gained Legend: OTT = Off the Tee APR = Approach the Green ARG = Around the Green T2G = Tee to Green PUT = Putting TOT = Total Strokes Gained



2024 WM Phoenix Open First Round Top Players



Course	Hole	1	2	3	4	5	6	7	8	9	Out	10	11	12	13	14	15	16	17	18	In	Total	
TS TPC Scottsdale (Stadium)	Par	4	4	5	3	4	4	3	4	4	35	4	4	3	5	4	5	3	4	4	36	71	
TS	Round 1	304	264	6	10	1	1	29				-1.411	-0.896	1.781	-0.526	-0.580	-1.106						
TS	Round 1	4	5	4	2	6	4	3	4	5	37	4	4	3	4	5	3	3	4	35	72	72	
Ben Taylor	+1											Strokes Gained Statistics											
Course		DD1	DD2	FH	GIR	SH	SS	PT				OTT	APR	ARG	T2G	PUT	TOT						
TS	Round 1	360	257	5	14	2	1	33				-0.653	1.072	-0.331	0.088	-1.194	-1.106						
TS	Round 1	4	5	4	3	4	4	3	4	4	35	4	4	3	5	5	4	4	3	37	72	72	
Kevin Chappell	+1											Strokes Gained Statistics											
Course		DD1	DD2	FH	GIR	SH	SS	PT				OTT	APR	ARG	T2G	PUT	TOT						
TS	Round 1	321	278	6	13	0	0	32				-0.119	-1.011	-0.088	-1.218	0.112	-1.106						
TS	Round 1	4	4	4	3	5	4	3	4	4	35	4	5	4	4	3	4	4	37	72	72		
Wyndham Clark	+1											Strokes Gained Statistics											
Course		DD1	DD2	FH	GIR	SH	SS	PT				OTT	APR	ARG	T2G	PUT	TOT						
TS	Round 1	320	308	4	10	1	1	30				-1.580	1.117	-0.747	-1.210	0.104	-1.106						
TS	Round 1	5	4	3	2	5	5	4	3	4	35	4	4	3	5	4	5	3	5	4	37	72	72
Adam Scott	+1											Strokes Gained Statistics											
Course		DD1	DD2	FH	GIR	SH	SS	PT				OTT	APR	ARG	T2G	PUT	TOT						
TS	Round 1	293	306	7	13	3	2	32				-0.151	-0.736	-0.918	-1.805	0.699	-1.106						
TS	Round 1	4	4	5	3	4	4	4	4	3	35	3	4	3	5	4	6	3	4	5	37	72	72
Chez Reavie	+1											Strokes Gained Statistics											
Course		DD1	DD2	FH	GIR	SH	SS	PT				OTT	APR	ARG	T2G	PUT	TOT						
TS	Round 1	282	239	8	14	1	1	33				-1.608	3.585	0.249	2.226	-3.332	-1.106						

Strokes Gained Legend: OTT = Off the Tee APR = Approach the Green ARG = Around the Green T2G = Tee to Green PUT = Putting TOT = Total Strokes Gained



2024 WM Phoenix Open First Round Top Players



Course	Hole	1	2	3	4	5	6	7	8	9	Out	10	11	12	13	14	15	16	17	18	In	Total	
TS TPC Scottsdale (Stadium)	Par	4	4	5	3	4	4	3	4	4	35	4	4	3	5	4	5	3	4	4	36	71	
TS	Round 1	4	4	5	3	4	4	4	4	4	36	4	4	3	5	5	4	3	4	4	36	72	72
Billy Horschel		+1																					
Course		DD1	DD2	FH	GIR	SH	SS	PT	Strokes Gained Statistics														
TS Round 1		290	294	8	13	2	1	31	OTT	APR	ARG	T2G	PUT	TOT									
TS Round 1		4	4	4	3	5	4	3	4	4	35	3	4	3	5	6	5	3	3	5	37	72	72
Kevin Stadler		+1																					
Course		DD1	DD2	FH	GIR	SH	SS	PT	Strokes Gained Statistics														
TS Round 1		283	278	9	13	1	1	32	OTT	APR	ARG	T2G	PUT	TOT									
TS Round 1		5	4	5	3	4	4	3	4	3	35	4	4	3	6	4	5	3	3	5	37	72	72
Beau Hossler		+1																					
Course		DD1	DD2	FH	GIR	SH	SS	PT	Strokes Gained Statistics														
TS Round 1		305	297	9	14	1	1	33	OTT	APR	ARG	T2G	PUT	TOT									
TS Round 1		4	6	5	3	4	4	4	4	4	38	4	5	3	4	4	4	2	4	4	34	72	72
Ryan Moore		+1																					
Course		DD1	DD2	FH	GIR	SH	SS	PT	Strokes Gained Statistics														
TS Round 1		301	262	9	15	2	0	34	OTT	APR	ARG	T2G	PUT	TOT									
TS Round 1		5	4	4	3	4	3	4	4	4	35	4	4	4	4	4	5	3	4	5	37	72	72
Jim Knous		+1																					
Course		DD1	DD2	FH	GIR	SH	SS	PT	Strokes Gained Statistics														
TS Round 1		306	293	7	11	3	1	30	OTT	APR	ARG	T2G	PUT	TOT									
TS Round 1		4	4	6	3	5	4	3	3	4	36	3	4	3	5	4	5	3	5	4	36	72	72

Strokes Gained Legend: OTT = Off the Tee APR = Approach the Green ARG = Around the Green T2G = Tee to Green PUT = Putting TOT = Total Strokes Gained



2024 WM Phoenix Open First Round Top Players



Course	Hole	1	2	3	4	5	6	7	8	9	Out	10	11	12	13	14	15	16	17	18	In	Total		
TS TPC Scottsdale (Stadium)	Par	4	4	5	3	4	4	3	4	4	35	4	4	3	5	4	5	3	4	4	36	71		
<hr/>																								
Adrien Dumont de Chassart +1												Strokes Gained Statistics												
Course		DD1	DD2	FH	GIR	SH	SS	PT				OTT	APR	ARG	T2G	PUT	TOT							
TS	Round 1	307	284	9	13	0	0	32				-0.086	-0.829	0.549	-0.366	-0.740	-1.106							
TS	Round 1		③	③	5	④	4	4	3	4	4	34	4	4	3	5	⑤	5	3	4	⑤	38	72	72
<hr/>																								
98 David Lipsky +2																								
Course		DD1	DD2	FH	GIR	SH	SS	PT				OTT	APR	ARG	T2G	PUT	TOT							
TS	Round 1	332	237	8	12	1	0	33				-0.512	0.782	-1.013	-0.743	-1.363	-2.106							
TS	Round 1		4	⑤	5	3	4	③	3	⑤	⑤	37	4	4	3	5	⑤	5	3	4	③	36	73	73
<hr/>																								
Greyson Sigg +2																								
Course		DD1	DD2	FH	GIR	SH	SS	PT				OTT	APR	ARG	T2G	PUT	TOT							
TS	Round 1	350	257	9	9	2	1	29				0.584	-0.731	-1.406	-1.553	-0.553	-2.106							
TS	Round 1		4	4	④	3	4	4	④	4	⑤	36	4	4	②	5	⑤	5	④	4	4	37	73	73
<hr/>																								
Robert MacIntyre +2																								
Course		DD1	DD2	FH	GIR	SH	SS	PT				OTT	APR	ARG	T2G	PUT	TOT							
TS	Round 1	323	280	7	12	2	1	32				0.153	-0.747	0.849	0.255	-2.361	-2.106							
TS	Round 1		4	⑤	④	3	③	4	④	⑤	⑤	37	4	4	3	5	③	5	④	4	4	36	73	73
<hr/>																								
Joseph Bramlett +2																								
Course		DD1	DD2	FH	GIR	SH	SS	PT				OTT	APR	ARG	T2G	PUT	TOT							
TS	Round 1	345	277	5	10	4	2	28				-0.909	-3.789	-0.163	-4.861	2.755	-2.106							
TS	Round 1		4	4	④	3	⑥	③	3	⑤	4	36	4	4	④	5	⑤	④	3	4	4	37	73	73
<hr/>																								
Max Homa +2																								
Course		DD1	DD2	FH	GIR	SH	SS	PT				OTT	APR	ARG	T2G	PUT	TOT							

Strokes Gained Legend: OTT = Off the Tee APR = Approach the Green ARG = Around the Green T2G = Tee to Green PUT = Putting TOT = Total Strokes Gained



2024 WM Phoenix Open First Round Top Players



Course	Hole	1	2	3	4	5	6	7	8	9	Out	10	11	12	13	14	15	16	17	18	In	Total	
TS TPC Scottsdale (Stadium)	Par	4	4	5	3	4	4	3	4	4	35	4	4	3	5	4	5	3	4	4	36	71	
TS	Round 1	330	277	4	13	0	0	32				-1.402	0.234	-0.407	-1.575	-0.531	-2.106						
TS	Round 1	4	5	5	3	4	4	3	4	4	37	4	3	3	5	4	5	3	4	5	36	73	
Rickie Fowler	+2											Strokes Gained Statistics											
Course		DD1	DD2	FH	GIR	SH	SS	PT				OTT	APR	ARG	T2G	PUT	TOT						
TS	Round 1	333	296	6	11	2	1	31				-0.882	-1.000	0.091	-1.791	-0.315	-2.106						
TS	Round 1	4	4	6	3	4	4	4	4	4	37	4	4	4	4	5	4	3	4	4	36	73	
Ryo Hisatsune	+2											Strokes Gained Statistics											
Course		DD1	DD2	FH	GIR	SH	SS	PT				OTT	APR	ARG	T2G	PUT	TOT						
TS	Round 1	344	246	7	13	0	0	32				-0.579	-0.442	-0.097	-1.118	-0.988	-2.106						
TS	Round 1	4	3	5	3	3	4	3	5	5	35	5	6	3	5	4	4	3	4	4	38	73	
Andrew Putnam	+2											Strokes Gained Statistics											
Course		DD1	DD2	FH	GIR	SH	SS	PT				OTT	APR	ARG	T2G	PUT	TOT						
TS	Round 1	301	243	10	11	1	0	32				-0.102	-1.503	-0.027	-1.632	-0.474	-2.106						
TS	Round 1	4	5	5	4	3	4	3	5	4	37	3	4	3	4	5	4	4	5	4	36	73	
Garrick Higgo	+2											Strokes Gained Statistics											
Course		DD1	DD2	FH	GIR	SH	SS	PT				OTT	APR	ARG	T2G	PUT	TOT						
TS	Round 1	300	274	5	9	2	1	29				-1.938	-1.849	0.840	-2.947	0.841	-2.106						
TS	Round 1	4	4	4	3	4	5	3	4	6	37	5	3	4	4	6	3	3	4	4	36	73	
C.T. Pan	+2											Strokes Gained Statistics											
Course		DD1	DD2	FH	GIR	SH	SS	PT				OTT	APR	ARG	T2G	PUT	TOT						
TS	Round 1	304	260	6	14	0	0	34				-1.314	0.350	-0.868	-1.832	-0.274	-2.106						

Strokes Gained Legend: OTT = Off the Tee APR = Approach the Green ARG = Around the Green T2G = Tee to Green PUT = Putting TOT = Total Strokes Gained



2024 WM Phoenix Open First Round Top Players



Course	Hole	1	2	3	4	5	6	7	8	9	Out	10	11	12	13	14	15	16	17	18	In	Total
TS TPC Scottsdale (Stadium)	Par	4	4	5	3	4	4	3	4	4	35	4	4	3	5	4	5	3	4	4	36	71
TS	Round 1	4	5	5	3	4	4	3	4	3	35	4	4	4	5	5	5	3	4	4	38	73
Vince Whaley		+2																				
Course		DD1	DD2	FH	GIR	SH	SS	PT	Strokes Gained Statistics													
TS		313	281	3	15	1	0	35	OTT	APR	ARG	T2G	PUT	TOT								
TS		Round 1							-0.990	3.326	-0.512	1.824	-3.930	-2.106								
TS	Round 1	3	5	5	3	4	4	4	4	4	37	3	4	3	5	4	5	3	4	5	36	73
Chesson Hadley		+2																				
Course		DD1	DD2	FH	GIR	SH	SS	PT	Strokes Gained Statistics													
TS		308	275	4	14	0	0	34	OTT	APR	ARG	T2G	PUT	TOT								
TS		Round 1							-1.310	0.711	-2.156	-2.755	0.649	-2.106								
TS	Round 1	4	4	6	3	4	4	4	4	4	37	4	4	3	5	4	5	2	5	4	36	73
Brandon Wu		+2																				
Course		DD1	DD2	FH	GIR	SH	SS	PT	Strokes Gained Statistics													
TS		348	275	8	13	2	1	33	OTT	APR	ARG	T2G	PUT	TOT								
TS		Round 1							-2.318	1.186	-0.689	-1.821	-0.285	-2.106								
TS	Round 1	4	3	4	3	4	5	4	4	4	35	5	5	3	5	3	6	3	3	5	38	73
111 Tom Kim		+3																				
Course		DD1	DD2	FH	GIR	SH	SS	PT	Strokes Gained Statistics													
TS		289	238	8	9	3	2	30	OTT	APR	ARG	T2G	PUT	TOT								
TS		Round 1							-0.405	-2.241	-0.897	-3.543	0.437	-3.106								
TS	Round 1	4	5	4	4	4	3	5	4	4	37	5	4	2	5	5	3	4	4	4	37	74
J.J. Spaun		+3																				
Course		DD1	DD2	FH	GIR	SH	SS	PT	Strokes Gained Statistics													
TS		331	245	6	9	2	0	29	OTT	APR	ARG	T2G	PUT	TOT								
TS		Round 1							-0.169	-0.837	-0.354	-1.360	-1.746	-3.106								
TS	Round 1	3	3	5	4	4	3	4	5	4	35	4	5	4	4	5	4	4	5	4	39	74

Strokes Gained Legend: OTT = Off the Tee APR = Approach the Green ARG = Around the Green T2G = Tee to Green PUT = Putting TOT = Total Strokes Gained



2024 WM Phoenix Open First Round Top Players



Course	Hole	1	2	3	4	5	6	7	8	9	Out	10	11	12	13	14	15	16	17	18	In	Total							
TS TPC Scottsdale (Stadium)	Par	4	4	5	3	4	4	3	4	4	35	4	4	3	5	4	5	3	4	4	36	71							
<hr/>																													
Victor Perez																													
																						Strokes Gained Statistics							
Course		DD1	DD2	FH	GIR	SH	SS	PT							OTT	APR	ARG	T2G	PUT	TOT									
TS	Round 1	329	259	11	14	0	0	36							0.145	0.401	-0.024	0.522	-3.628	-3.106									
TS	Round 1	4	4	④	3	⑤	4	④	4	⑤	37	4	4	3	④	⑤	5	3	⑤	4	37	74	74						
<hr/>																													
Brandt Snedeker																													
																						Strokes Gained Statistics							
Course		DD1	DD2	FH	GIR	SH	SS	PT							OTT	APR	ARG	T2G	PUT	TOT									
TS	Round 1	287	256	3	11	1	0	29							-2.235	0.334	-0.909	-2.810	-0.296	-3.106									
TS	Round 1	③	4	5	3	⑥	4	3	⑤	③	36	⑥	4	④	5	⑤	5	3	③	③	38	74	74						
<hr/>																													
K.H. Lee																													
																						Strokes Gained Statistics							
Course		DD1	DD2	FH	GIR	SH	SS	PT							OTT	APR	ARG	T2G	PUT	TOT									
TS	Round 1	301	272	8	9	1	0	30							-0.405	-1.366	-0.861	-2.632	-0.474	-3.106									
TS	Round 1	③	⑤	5	3	③	4	④	4	4	35	4	4	⑤	5	⑤	④	②	⑤	⑤	39	74	74						
<hr/>																													
116 Matti Schmid																													
																						Strokes Gained Statistics							
Course		DD1	DD2	FH	GIR	SH	SS	PT							OTT	APR	ARG	T2G	PUT	TOT									
TS	Round 1	347	272	5	11	1	0	32							-2.869	0.314	-1.653	-4.208	0.102	-4.106									
TS	Round 1	③	⑥	5	3	4	4	3	⑤	4	37	⑤	4	3	5	4	⑥	3	4	4	38	75	75						
<hr/>																													
Akshay Bhatia																													
																						Strokes Gained Statistics							
Course		DD1	DD2	FH	GIR	SH	SS	PT							OTT	APR	ARG	T2G	PUT	TOT									
TS	Round 1	326	276	11	11	3	2	33							1.275	-3.265	-0.526	-2.516	-1.590	-4.106									
TS	Round 1	4	③	④	3	4	4	3	4	⑤	34	⑤	4	④	5	⑤	⑥	3	⑤	4	41	75	75						
<hr/>																													
Vincent Norrman																													
																						Strokes Gained Statistics							
Course		DD1	DD2	FH	GIR	SH	SS	PT							OTT	APR	ARG	T2G	PUT	TOT									

Strokes Gained Legend: OTT = Off the Tee APR = Approach the Green ARG = Around the Green T2G = Tee to Green PUT = Putting TOT = Total Strokes Gained



2024 WM Phoenix Open First Round Top Players



Course	Hole	1	2	3	4	5	6	7	8	9	Out	10	11	12	13	14	15	16	17	18	In	Total	
TS TPC Scottsdale (Stadium)	Par	4	4	5	3	4	4	3	4	4	35	4	4	3	5	4	5	3	4	4	36	71	
TS	Round 1	356	278	6	15	0	0	0	37			0.324	-0.343	-1.345	-1.364	-2.742	-4.106						
TS	Round 1	4	4	5	3	5	4	4	4	3	36	5	3	4	5	5	3	4	5	39	75	75	
Matt Wallace	+4											Strokes Gained Statistics											
Course		DD1	DD2	FH	GIR	SH	SS	PT				OTT	APR	ARG	T2G	PUT	TOT						
TS	Round 1	301	254	6	9	1	0	31				0.238	-1.437	0.725	-0.474	-3.632	-4.106						
TS	Round 1	4	4	5	3	4	4	4	4	4	36	4	4	4	4	5	5	4	4	5	39	75	75
Matt Kuchar	+4											Strokes Gained Statistics											
Course		DD1	DD2	FH	GIR	SH	SS	PT				OTT	APR	ARG	T2G	PUT	TOT						
TS	Round 1	321	236	11	8	3	1	30				-0.519	-3.764	1.119	-3.164	-0.942	-4.106						
TS	Round 1	5	4	4	3	4	5	4	4	4	37	4	4	3	5	5	3	4	5	38	75	75	
Adam Hadwin	+4											Strokes Gained Statistics											
Course		DD1	DD2	FH	GIR	SH	SS	PT				OTT	APR	ARG	T2G	PUT	TOT						
TS	Round 1	302	262	10	10	6	1	31				0.133	-1.501	-1.500	-2.868	-1.238	-4.106						
TS	Round 1	5	5	5	4	5	4	3	4	5	40	4	5	3	5	3	4	4	35	75	75		
Ben Kohles	+4											Strokes Gained Statistics											
Course		DD1	DD2	FH	GIR	SH	SS	PT				OTT	APR	ARG	T2G	PUT	TOT						
TS	Round 1	288	241	6	10	4	2	31				-1.930	-0.782	-0.507	-3.219	-0.887	-4.106						
TS	Round 1	5	5	4	3	4	4	3	4	5	37	5	4	3	5	5	3	4	4	38	75	75	
123 Callum Tarren	+5											Strokes Gained Statistics											
Course		DD1	DD2	FH	GIR	SH	SS	PT				OTT	APR	ARG	T2G	PUT	TOT						
TS	Round 1	337	268	3	7	2	1	32				-2.488	-0.543	-0.086	-3.117	-1.989	-5.106						

Strokes Gained Legend: OTT = Off the Tee APR = Approach the Green ARG = Around the Green T2G = Tee to Green PUT = Putting TOT = Total Strokes Gained



2024 WM Phoenix Open First Round Top Players



Course	Hole	1	2	3	4	5	6	7	8	9	Out	10	11	12	13	14	15	16	17	18	In	Total		
TS TPC Scottsdale (Stadium)	Par	4	4	5	3	4	4	3	4	4	35	4	4	3	5	4	5	3	4	4	36	71		
TS	Round 1	4	5	4	2	4	5	4	5	4	37	5	5	3	5	4	5	4	3	5	39	76	76	
Nico Echavarria		+5																						
Course		DD1	DD2	FH	GIR	SH	SS	PT	Strokes Gained Statistics															
TS		Round 1	333	238	10	9	2	2	30	OTT	APR	ARG	T2G	PUT	TOT									
TS		Round 1	4	4	6	3	4	4	3	4	5	37	3	5	4	4	6	5	4	4	4	39	76	76
Dylan Wu		+5																						
Course		DD1	DD2	FH	GIR	SH	SS	PT	Strokes Gained Statistics															
TS		Round 1	283	280	5	9	1	0	32	OTT	APR	ARG	T2G	PUT	TOT									
TS		Round 1	5	4	4	2	4	5	3	5	5	37	4	5	4	6	4	5	3	4	4	39	76	76
Aaron Rai		+5																						
Course		DD1	DD2	FH	GIR	SH	SS	PT	Strokes Gained Statistics															
TS		Round 1	304	253	7	14	0	0	33	OTT	APR	ARG	T2G	PUT	TOT									
TS		Round 1	4	4	8	2	3	4	3	4	4	36	5	4	4	4	8	3	4	4	40	76	76	
Lanto Griffin		+5																						
Course		DD1	DD2	FH	GIR	SH	SS	PT	Strokes Gained Statistics															
TS		Round 1	358	259	8	9	3	1	33	OTT	APR	ARG	T2G	PUT	TOT									
TS		Round 1	4	5	5	3	5	5	3	4	4	38	5	4	3	5	4	5	2	5	5	38	76	76
Patton Kizzire		+5																						
Course		DD1	DD2	FH	GIR	SH	SS	PT	Strokes Gained Statistics															
TS		Round 1	314	263	8	11	1	0	31	OTT	APR	ARG	T2G	PUT	TOT									
TS		Round 1	4	4	4	3	4	4	3	5	5	36	4	4	7	4	6	3	4	4	40	76	76	

Strokes Gained Legend: OTT = Off the Tee APR = Approach the Green ARG = Around the Green T2G = Tee to Green PUT = Putting TOT = Total Strokes Gained



2024 WM Phoenix Open First Round Top Players



Course	Hole	1	2	3	4	5	6	7	8	9	Out	10	11	12	13	14	15	16	17	18	In	Total		
TS TPC Scottsdale (Stadium)	Par	4	4	5	3	4	4	3	4	4	35	4	4	3	5	4	5	3	4	4	36	71		
J.B. Holmes		+5																						
Course		DD1	DD2	FH	GIR	SH	SS	PT	Strokes Gained Statistics															
TS Round 1		301	274	6	10	1	1	31	OTT	APR	ARG	T2G	PUT	TOT										
TS Round 1		4	4	6	4	3	4	4	3	5	4	7	3	5	4	4	4	4	4	4	40	76	76	
130 Carl Yuan		+6																						
Course		DD1	DD2	FH	GIR	SH	SS	PT	Strokes Gained Statistics															
TS Round 1		364	267	7	8	1	1	31	OTT	APR	ARG	T2G	PUT	TOT										
TS Round 1		4	5	4	3	6	5	4	6	5	4	4	3	4	5	3	4	4	4	4	35	77	77	
Ryan Brehm		+6																						
Course		DD1	DD2	FH	GIR	SH	SS	PT	Strokes Gained Statistics															
TS Round 1		297	253	3	7	2	2	30	OTT	APR	ARG	T2G	PUT	TOT										
TS Round 1		4	5	5	2	4	4	3	5	4	4	6	4	6	4	5	3	4	4	4	41	77	77	
132 Gary Woodland		+8																						
Course		DD1	DD2	FH	GIR	SH	SS	PT	Strokes Gained Statistics															
TS Round 1		355	276	3	9	2	2	34	OTT	APR	ARG	T2G	PUT	TOT										
TS Round 1		4	8	6	2	4	5	4	4	4	4	3	4	5	6	3	4	5	4	4	38	79	79	

Strokes Gained Legend: OTT = Off the Tee APR = Approach the Green ARG = Around the Green T2G = Tee to Green PUT = Putting TOT = Total Strokes Gained



2025 WM PHOENIX OPEN MEDIA GUIDE

**SECTION 2:
2024 ROUND-2 RECAP AND STATS**



2024 WM Phoenix Open
TPC Scottsdale (Stadium Course)
Second Round Tournament Summary



1	Sahith Theegala	-13	65	64	129	Tyson Alexander	-2	72	68	140
2	Andrew Novak	-12	65	65	130	Aaron Baddeley	-2	69	71	140
	Nick Taylor	-12	60	70	130	Alex Noren	-2	69	71	140
4	Maverick McNealy	-10	65	67	132	Brian Harman	-2	71	69	140
5	Doug Ghim	-9	65	68	133	Tom Kim	-2	74	66	140
6	Scottie Scheffler	-8	68	66	134	Sungjae Im	-2	70	70	140
	Justin Thomas	-8	69	65	134	Tom Hoge	-2	70	70	140
	Cameron Young	-8	67	67	134	Garrick Higgo	-2	73	67	140
	Ryan Fox	-8	66	68	134	Denny McCarthy	-2	72	68	140
	Jordan Spieth	-8	68	66	134	Kevin Chappell	-2	72	68	140
11	Charley Hoffman	-7	67	68	135 Cut	Sam Ryder	-1	69	72	141
	Kurt Kitayama	-7	68	67	135 Cut	Will Gordon	-1	70	71	141
	Sam Burns	-7	68	67	135 Cut	Stewart Cink	-1	71	70	141
	Daniel Berger	-7	66	69	135 Cut	J.T. Poston	-1	70	71	141
	Jhonattan Vegas	-7	67	68	135 Cut	Camilo Villegas	-1	70	71	141
	Matt Fitzpatrick	-7	69	66	135 Cut	Cameron Champ	-1	70	71	141
17	Sam Stevens	-6	70	66	136 Cut	Ryan Moore	-1	72	69	141
	Si Woo Kim	-6	68	68	136 Cut	Luke Donald	-1	70	71	141
	Justin Suh	-6	68	68	136 Cut	Erik van Rooyen	-1	72	69	141
	Jake Knapp	-6	68	68	136 Cut	Adam Svensson	-1	71	70	141
	Davis Thompson	-6	69	67	136 Cut	Ryo Hisatsune	-1	73	68	141
	S.H. Kim	-6	67	69	136 Cut	Luke List	-1	72	69	141
23	Bud Cauley	-5	69	68	137 Cut	Andrew Putnam	-1	73	68	141
	Thomas Detry	-5	69	68	137 Cut	Aaron Rai	-1	76	65	141
	Zac Blair	-5	69	68	137 Cut	Dylan Wu	-1	76	65	141
	Keith Mitchell	-5	69	68	137 Cut	Brandon Wu	E	73	69	142
	Wyndham Clark	-5	72	65	137 Cut	Ben Martin	E	69	73	142
	Hideki Matsuyama	-5	69	68	137 Cut	K.H. Lee	E	74	68	142
	Nick Hardy	-5	71	66	137 Cut	Chad Ramey	E	71	71	142
	Corey Conners	-5	68	69	137 Cut	Scott Stallings	E	70	72	142
	Taylor Montgomery	-5	69	68	137 Cut	Michael Kim	E	71	71	142
	Joel Dahmen	-5	69	68	137 Cut	Kevin Yu	E	69	73	142
	Shane Lowry	-5	67	70	137 Cut	Robert MacIntyre	E	73	69	142
34	Tyler Duncan	-4	71	67	138 Cut	Max Homa	E	73	69	142
	Byeong Hun An	-4	70	68	138 Cut	J.J. Spaun	E	74	68	142
	Beau Hossler	-4	72	66	138 Cut	Peter Malnati	+1	71	72	143
	Adrien Dumont de Chassart	-4	72	66	138 Cut	Chesson Hadley	+1	73	70	143
	Jim Knous	-4	72	66	138 Cut	Troy Merritt	+1	69	74	143
	Martin Laird	-4	69	69	138 Cut	Alexander Björk	+1	68	75	143
	Carson Young	-4	71	67	138 Cut	Nate Lashley	+1	71	72	143
	Harris English	-4	71	67	138 Cut	Victor Perez	+1	74	69	143
	Brendon Todd	-4	70	68	138 Cut	Chris Gotterup	+1	70	73	143
	Nicolo Galletti	-4	71	67	138 Cut	Greyson Sigg	+2	73	71	144
44	Taylor Moore	-3	69	70	139 Cut	Lee Hodges	+2	71	73	144
	Billy Horschel	-3	72	67	139 Cut	Austin Eckroat	+2	71	73	144
	Matt NeSmith	-3	70	69	139 Cut	Ben Kohles	+2	75	69	144
	Christiaan Bezuidenhout	-3	67	72	139 Cut	Chez Reavie	+3	72	73	145
	Robby Shelton	-3	69	70	139 Cut	Callum Tarren	+3	76	69	145
	Sami Valimaki	-3	69	70	139 Cut	Vincent Norrman	+3	75	70	145
	Jesse Mueller	-3	71	68	139 Cut	Nico Echavarria	+3	76	69	145
	Eric Cole	-3	70	69	139 Cut	Lanto Griffin	+3	76	69	145
	Emiliano Grillo	-3	71	68	139 Cut	Ben Taylor	+3	72	73	145
	Adam Schenk	-3	70	69	139 Cut	Patton Kizzire	+3	76	69	145
	Matt Wallace	-3	75	64	139 Cut	J.B. Holmes	+4	76	70	146
	Ben Griffin	-3	72	67	139 Cut	Kevin Stadler	+4	72	74	146
	Hayden Buckley	-3	70	69	139 Cut	David Lipsky	+4	73	73	146
57	Harry Hall	-2	70	70	140 Cut	Matti Schmid	+4	75	71	146
	Min Woo Lee	-2	71	69	140 Cut	Joseph Bramlett	+4	73	73	146
	Adam Scott	-2	72	68	140 Cut	Akshay Bhatia	+4	75	71	146
	Seamus Power	-2	71	69	140 Cut	Grayson Murray	+4	72	74	146
	Zach Johnson	-2	70	70	140 Cut	Matt Kuchar	+4	75	71	146
	Justin Lower	-2	71	69	140 Cut	Gary Woodland	+4	79	67	146
	Mark Hubbard	-2	70	70	140 Cut	Adam Hadwin	+4	75	71	146



2024 WM Phoenix Open
TPC Scottsdale (Stadium Course)
Second Round Tournament Summary



Cut	C.T. Pan	+4	73 73	146
Cut	Rickie Fowler	+6	73 75	148
Cut	Vince Whaley	+8	73 77	150
Cut	Brandt Snedeker	+9	74 77	151
Cut	Ryan Brehm	+9	77 74	151
WD	Carl Yuan	+6	77	77



2024 WM Phoenix Open
(6th of 36 FedExCup Regular Season events)

Scottsdale, Arizona
TPC Scottsdale

February 8-11, 2024
Par/Yards: 35-36—71/7,261

Purse: \$8.8 million (\$1.584 million/winner)
FedExCup points: 500 (winner)

Completed Second-Round Notes – Saturday, February 10, 2024

Weather: Partly sunny following morning showers. High of 56. Wind variable 4-8 mph. The second round resumed at 7:34 a.m. and was suspended at 7:52 a.m. for unplayable conditions. The second round resumed at 8:13 a.m., a delay of 21 minutes, and was completed at 1:49 p.m. MT.

36-hole cut: 73 professionals at 2-under 140 from a field of 131 professionals

Second-Round Leaderboard

Pos.	Player	R1	R2	Total
1	Sahith Theegala	65	64	129 (-13)
T2	Andrew Novak	65	65	130 (-12)
T2	Nick Taylor	60	70	130 (-12)
4	Maverick McNealy	65	67	132 (-10)
5	Doug Ghim	65	68	133 (-9)

Sahith Theegala (1st/-13)

- Making his third start at the WM Phoenix Open (T3/2022, T39/2023), claims the 36-hole lead for the second time after holding the 36- and 54-hole lead in 2022 and finishing one stroke shy of a playoff between Scottie Scheffler and Patrick Cantlay
- Fourth career 36-hole lead/co-lead on TOUR; 1-for-3 in converting the victory (2023 Fortinet Championship)
- Sets career-low 36-hole total of 129 (previous: 130/2022 WM Phoenix Open)
- Second 64 in 10 rounds at TPC Scottsdale (R2/2022)
- One victory on TOUR: 2023 Fortinet Championship
- In first of five starts this season, finished runner-up at The Sentry; a win this week would come in his eighth start since his victory at the 2023 Fortinet Championship

Miscellaneous Notes

- 18-hole leader **Nick Taylor** (T2/-12) posts 1-under 70 on Friday after tying the 18-hole tournament record with 60 in round one; making his 10th start at the WM Phoenix Open and was runner-up in 2023 after finishing no higher than T49 (2020) in his first eight starts
- **Andrew Novak** (T2/-12) cards back-to-back 65s for his career-low 36-hole total of 130 (previous: 133/2022 Mexico Open at Vidanta); missed the cut in his three previous starts this season
- Making his second start at the WM Phoenix Open after a WD in 2023, **Maverick McNealy** (4th/-10) posts 67; satisfied his Major Medical Extension with a T37 finish at the Farmers Insurance Open and is eligible to play the remainder of the season out of the Major Medical category
- World No. 1 **Scottie Scheffler** (T6/-8) cards bogey-free 66, his eighth consecutive sub-70 score at the WM Phoenix Open; would become the first player to win the same PGA TOUR event three years in a row since Steve Stricker at the John Deere Classic in 2009, 2010 and 2011
- Making his 10th tournament appearance, **Justin Thomas** (T6/-8) is one of three players with a current streak of six consecutive top-25 finishes at the WM Phoenix Open (Jon Rahm, Xander Schauffele)
- After a 1-over 36 on the front nine, **Jordan Spieth** (T6/-8) cards a 6-under 30 on the back nine for the first time in his 26th career round at TPC Scottsdale; owns four top-10s in seven previous starts at the WM Phoenix Open, including a T4 in 2021
- In his first start on TOUR since the 2022 Wyndham Championship, Monday qualifier **Jim Knous** (T34/-4) makes the cut after sitting 2-over through seven holes in round one; plans to retire from professional golf after this week
- Preferred lies were in effect during the second round and will remain in effect for round three



2024 WM Phoenix Open
 TPC Scottsdale (Stadium Course)
 Second Round Course Statistics



Total For Second Round Posting 48 Scores

Hole	Par	Average	Double		Birdies	Pars	Bogeys	Double Triple		Min	Max	Rank	Avg Over	
			Eagles-	Eagles				Bogeys	Bogey+				Under-	Par
1	4	4.000	0	0	4	40	4	0	0	3	5	6	.000	
2	4	4.167	0	0	7	28	11	2	0	3	6	1	.167	
3	5	4.458	0	3	23	19	3	0	0	3	6	17	-.542	
4	3	3.000	0	0	6	36	6	0	0	2	4	6	.000	
5	4	3.979	0	0	8	33	7	0	0	3	5	8	-.021	
6	4	3.875	0	0	7	40	1	0	0	3	5	13	-.125	
7	3	2.979	0	0	6	37	5	0	0	2	4	8	-.021	
8	4	4.083	0	0	5	34	9	0	0	3	5	3	.083	
9	4	3.979	0	0	7	35	6	0	0	3	5	8	-.021	
OUT	35	34.521	0	3	73	302	52	2	0					
10	4	3.938	0	0	8	35	5	0	0	3	5	11	-.063	
11	4	4.104	0	0	4	36	7	1	0	3	6	2	.104	
12	3	2.896	0	0	8	37	3	0	0	2	4	12	-.104	
13	5	4.375	0	2	28	16	2	0	0	3	6	18	-.625	
14	4	3.854	0	0	14	29	4	0	1	3	7	14	-.146	
15	5	4.625	0	1	22	21	3	0	1	3	8	15	-.375	
16	3	3.042	0	0	3	40	5	0	0	2	4	4	.042	
17	4	3.625	0	0	24	18	6	0	0	3	5	15	-.375	
18	4	4.021	0	0	7	35	4	2	0	3	6	5	.021	
IN	36	34.479	0	3	118	267	39	3	2					
TOT	71	69.000	0	6	191	569	91	5	2					

Round 2

Rounds Below 70	29
Rounds Below Par	36
Rounds Par and Below	41
Rounds At Even Par	5
Rounds Over Par	7
Rounds 80 and Over	0



2024 WM Phoenix Open
 TPC Scottsdale (Stadium Course)
 Second Round Course Statistics



Grand Totals Thru Second Round Posting 180 Scores

Hole	Par	Average	Double		Birdies	Pars	Bogeys	Double Triple		Min	Max	Rank	Avg Over	
			Eagles-	Eagles				Bogeys	Bogey+				Under-	Par
1	4	3.983	0	0	23	137	20	0	0	3	5	10	-.017	
2	4	4.178	0	1	22	110	40	6	1	2	8	1	.178	
3	5	4.522	0	9	85	71	14	0	1	3	8	17	-.478	
4	3	2.950	0	0	28	133	19	0	0	2	4	11	-.050	
5	4	4.033	0	0	28	122	26	4	0	3	6	8	.033	
6	4	3.933	0	0	29	134	17	0	0	3	5	14	-.067	
7	3	3.156	0	0	13	127	39	1	0	2	5	3	.156	
8	4	4.078	0	0	19	129	31	1	0	3	6	6	.078	
9	4	4.161	0	0	17	121	39	2	1	3	7	2	.161	
OUT	35	34.994	0	10	264	1084	245	14	3					
10	4	3.944	0	0	34	123	22	1	0	3	6	12	-.056	
11	4	4.039	0	0	23	130	24	3	0	3	6	7	.039	
12	3	3.150	0	0	18	123	35	3	1	2	7	4	.150	
13	5	4.478	0	11	82	77	10	0	0	3	6	18	-.522	
14	4	4.122	0	0	22	118	37	2	1	3	7	5	.122	
15	5	4.856	0	2	53	100	21	2	2	3	8	15	-.144	
16	3	2.939	0	0	32	127	21	0	0	2	4	13	-.061	
17	4	3.839	0	0	52	105	23	0	0	3	5	16	-.161	
18	4	4.028	0	0	25	127	26	2	0	3	6	9	.028	
IN	36	35.394	0	13	341	1030	219	13	4					
TOT	71	70.389	0	23	605	2114	464	27	7					

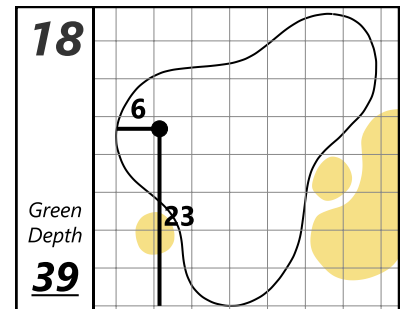
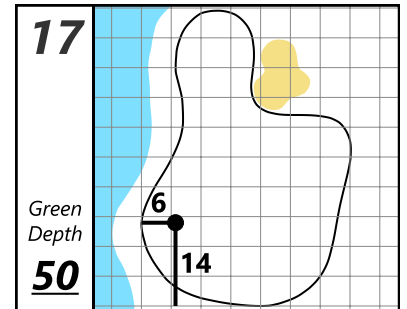
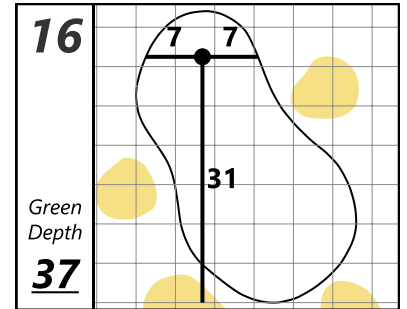
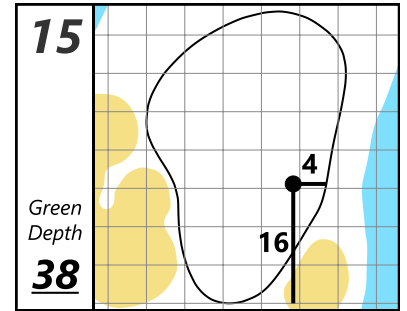
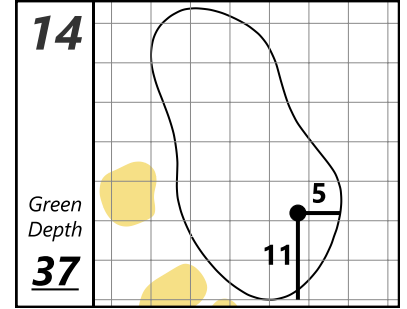
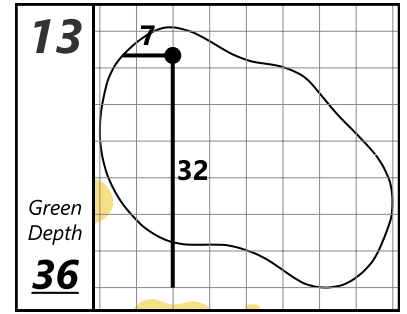
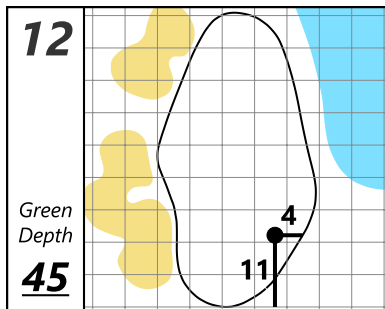
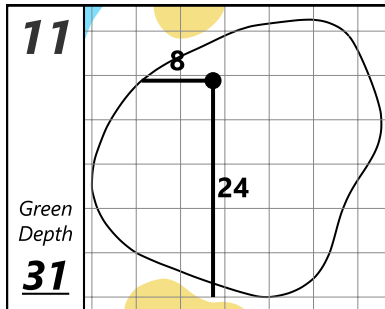
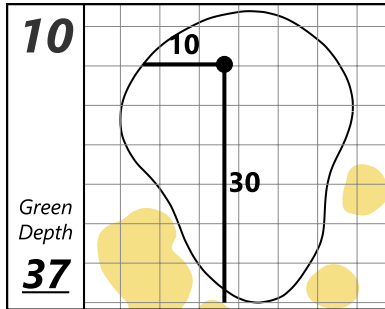
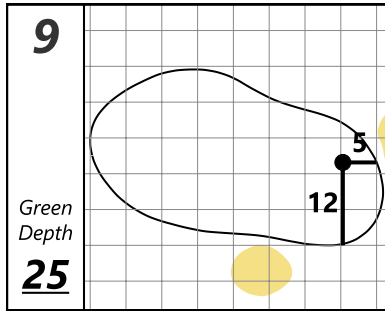
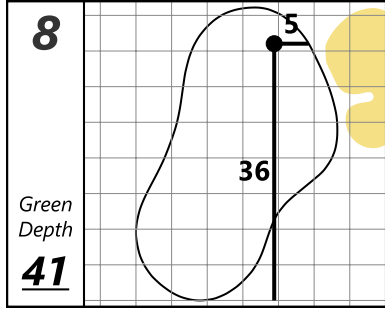
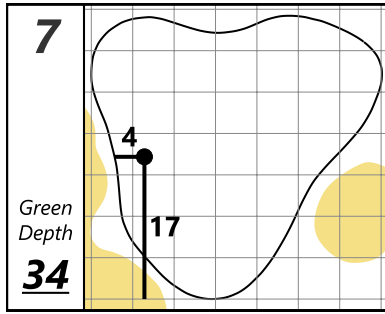
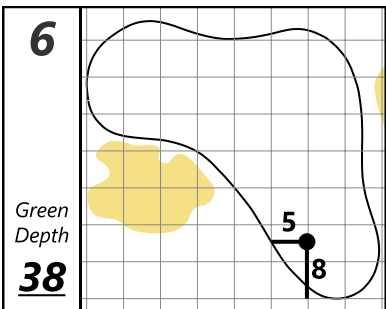
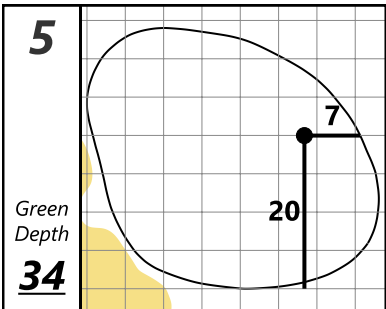
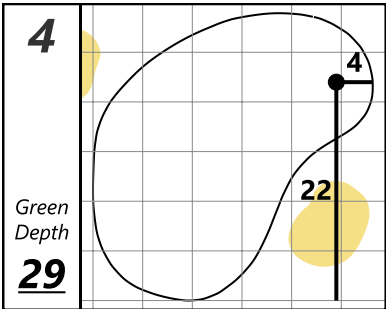
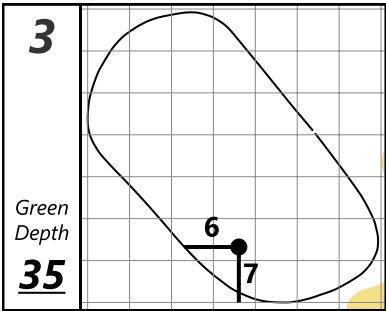
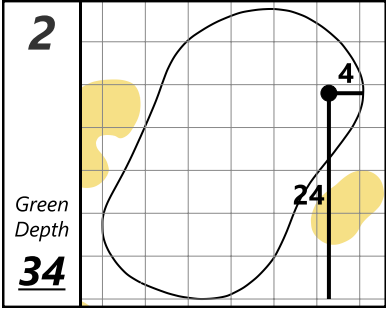
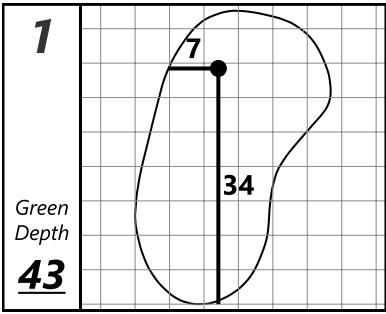
	Round 1	Round 2	Total
Rounds Below 70	42	29	71
Rounds Below Par	61	36	97
Rounds Par and Below	80	41	121
Rounds At Even Par	19	5	24
Rounds Over Par	52	7	59
Rounds 80 and Over	0	0	0



2024 WM Phoenix Open
 Second Round Course Statistics Table
 TPC Scottsdale (Stadium Course) TS 7261 yards 35-36--71



Statistic	Round 2	Round 1
Drive Dist. Leader	330-Montgomery	325-Champ
Drive Dist. Holes: 13,14		
Longest Drive	383-van Rooyen	376-Spieth
Hole 1	339-Stevens	335-Murray
Hole 2	361-Thomas	371-Duncan
Hole 3	336-Lee	376-Spieth
Hole 4		
Hole 5	363-Kim	354-Yuan
Hole 6	344-Lee	324-Lee
Hole 7		
Hole 8	329-Holmes	325-Clark
Hole 9	336-Chappell	328-Champ
Hole 10	341-Champ	332-Lee
Hole 11	326-Gotterup	375-Norrman
Hole 12		
Hole 13	331-Im	364-Yuan
Hole 14	378-Montgomery	320-Burns
Hole 15	383-van Rooyen	330-Detry
Hole 16		
Hole 17	339-Gotterup	326-Vegas
Hole 18	343-Gotterup	346-Yuan
Most Fairways Hit	13-Galletti	13-Taylor, NeSmith
Most Greens in Regulation	17-Matsuyama, An, NeSmith, Novak	18-NeSmith
Approach Prox. To Hole	22' 10"-Scheffler	26' 7"-Vegas
Longest Putt Made	67' 4"-Hadley	88' 10"-Fox
Most 1 Putts	12-Young	13-Taylor



WM Phoenix Open

TPC Scottsdale (Stadium Course)



2024 WM Phoenix Open
 TPC Scottsdale (Stadium Course)
 Second Round Groupings and Starting Times
 Friday, February 9, 2024



TEE	#1				
12:25		Sam Stevens	Wichita, KS	70	70
		Harry Hall	Cornwall, England	70	70
		Andrew Novak	Sea Island, GA	65	65
12:36		Tyler Duncan	Columbus, IN	71	71
		Charley Hoffman	Rancho Santa Fe, CA	67	67
		Brandon Wu	Scarsdale, NY	73	73
12:47		Keith Mitchell	Chattanooga, TN	69	69
		Ben Martin	Greenville, SC	69	69
		Min Woo Lee	Perth, Australia	71	71
12:58		Nick Taylor	Abbotsford, B.C., Canada	60	60
		Kurt Kitayama	Chico, CA	68	68
		Brandt Snedeker	Franklin, TN	74	74
1:09		Nick Hardy	Northbrook, IL	71	71
		Stewart Cink	Atlanta, GA	71	71
		J.B. Holmes	Campbellsville, KY	76	76
1:20		Corey Connors	Listowel, ON, Canada	68	68
		Chez Reavie	Scottsdale, AZ	72	72
		K.H. Lee	Seoul, South Korea	74	74
1:31		Camilo Villegas	Medellin, Colombia	70	70
		Seamus Power	Waterford, Ireland	71	71
		Daniel Berger	Jupiter, FL	66	66
1:42		Kevin Stadler	Denver, CO	72	72
		Beau Hossler	Mission Viejo, CA	72	72
		Taylor Montgomery	Las Vegas, NV	69	69
1:53		Ryan Moore	Las Vegas, NV	72	72
		Doug Ghim	Arlington Heights, IL	65	65
		Justin Lower	Canal Fulton, OH	71	71
2:04		Troy Merritt	Eagle, ID	69	69
		Christiaan Bezuidenhout	Kempton Park, South Africa	67	67
		Justin Suh	San Jose, CA	68	68
2:15		Sami Valimaki	Nokia, Finland	69	69
		Adrien Dumont de Chassart	Villers la Ville, Belgium	72	72
		Jesse Mueller	Phoenix, AZ	71	71



2024 WM Phoenix Open
 TPC Scottsdale (Stadium Course)
 Second Round Groupings and Starting Times
 Friday, February 9, 2024



TEE	#10				
12:25	Bud Cauley	Palm Beach Gardens, FL	69	69	
	Sam Ryder	Longwood, FL	69	69	
	Thomas Detry	Brussels, Belgium	69	69	
12:36	Peter Malnati	Knoxville, TN	71	71	
	Chesson Hadley	Raleigh, NC	73	73	
	Zac Blair	Orem, UT	69	69	
12:47	Byeong Hun An	South Korea	70	70	
	Maverick McNealy	Las Vegas, NV	65	65	
	Will Gordon	Davidson, NC	70	70	
12:58	Wyndham Clark	Denver, CO	72	72	
	Scottie Scheffler	Dallas, TX	68	68	
	Hideki Matsuyama	Sendai, Japan	69	69	
1:09	Justin Thomas	Louisville, KY	69	69	
	Adam Scott	Gold Coast, Queensland, Australia	72	72	
	Cameron Young	Scarborough, NY	67	67	
1:20	Sam Burns	Shreveport, LA	68	68	
	Si Woo Kim	Seoul, South Korea	68	68	
	J.T. Poston	Sea Island, GA	70	70	
1:31	Chad Ramey	Fulton, MS	71	71	
	Cameron Champ	Sacramento, CA	70	70	
	Scott Stallings	Oak Ridge, TN	70	70	
1:42	Taylor Moore	Edmond, OK	69	69	
	Billy Horschel	Ponte Vedra Beach, FL	72	72	
	Zach Johnson	Cedar Rapids, IA	70	70	
1:53	Michael Kim	Dallas, TX	71	71	
	Jhonattan Vegas	Maturin, Venezuela	67	67	
	Matt NeSmith	Aiken, SC	70	70	
2:04	Mark Hubbard	Denver, CO	70	70	
	Robby Shelton	Wilmer, AL	69	69	
	Ryan Fox	New Zealand	66	66	
2:15	Jake Knapp	Costa Mesa, CA	68	68	
	Alexander Björk	Sweden, Sweden	68	68	
	Jim Knous	Basalt, CO	72	72	



2024 WM Phoenix Open
 TPC Scottsdale (Stadium Course)
 Second Round Groupings and Starting Times
 Friday, February 9, 2024



TEE	#1				
5:00		Nate Lashley	Scottsdale, AZ	71	71
		Kevin Yu	Taoyuan, Taiwan	69	69
		Tyson Alexander	Gainesville, FL	72	72
5:11		Robert MacIntyre	Scotland, Scotland	73	73
		Callum Tarren	Darlington, England	76	76
		Matti Schmid	Germany	75	75
5:22		Aaron Baddeley	Melbourne, Australia	69	69
		Eric Cole	Tequesta, FL	70	70
		Joseph Bramlett	Las Vegas, NV	73	73
5:33		Brian Harman	Sea Island, GA	71	71
		Max Homa	Valencia, CA	73	73
		Jordan Spieth	Dallas, TX	68	68
5:44		Grayson Murray	Raleigh, NC	72	72
		Tom Kim	Seoul, South Korea	74	74
		Rickie Fowler	Murrieta, CA	73	73
5:55		Matt Fitzpatrick	Sheffield, England	69	69
		Sungjae Im	Jeju-Si, Jeju-do, South Korea	70	70
		Shane Lowry	County Offaly, Ireland	67	67
6:06		Sahith Theegala	Chino Hills, CA	65	65
		Adam Svensson	Surrey, British Columbia, Canada	71	71
		Brendon Todd	Athens, GA	70	70
6:17		Luke List	Augusta, GA	72	72
		Gary Woodland	Topeka, KS	79	79
		Andrew Putnam	University Place, WA	73	73
6:28		C.T. Pan	Taiwan, Chinese Taipei	73	73
		Aaron Rai	England	76	76
		Vince Whaley	Alpharetta, GA	73	73
6:39		Lanto Griffin	Jacksonville Beach, FL	76	76
		S.H. Kim	South Korea	67	67
		Ben Taylor	London, England	72	72
6:50		Victor Perez	France	74	74
		Chris Gotterup	Little Silver, NJ	70	70
		Nicolo Galletti	Tempe, AZ	71	71



2024 WM Phoenix Open
 TPC Scottsdale (Stadium Course)
 Second Round Groupings and Starting Times
 Friday, February 9, 2024



TEE	#10				
5:00	Martin Laird	Glasgow, Scotland	69	69	
	David Lipsky	Las Vegas, NV	73	73	
5:11	Joel Dahmen	Clarkston, WA	69	69	
	Greyson Sigg	Augusta, GA	73	73	
	Carson Young	Greenville, SC	71	71	
5:22	Luke Donald	England	70	70	
	Alex Noren	Stockholm, Sweden	69	69	
	Davis Thompson	St. Simons Island, GA	69	69	
5:33	Akshay Bhatia	Wake Forest, NC	75	75	
	Vincent Norrman	Sweden	75	75	
	Emiliano Grillo	Argentina	71	71	
5:44	Erik van Rooyen	Johannesburg, South Africa	72	72	
	Harris English	Sea Island, GA	71	71	
	Adam Schenk	Vincennes, IN	70	70	
5:55	Matt Wallace	England	75	75	
	J.J. Spaun	Los Angeles, CA	74	74	
	Matt Kuchar	Jupiter, FL	75	75	
6:06	Ryo Hisatsune	Okayama, Japan	73	73	
	Nico Echavarria	Medellin, Colombia	76	76	
	Tom Hoge	Fargo, ND	70	70	
6:17	Lee Hodges	Athens, AL	71	71	
	Ryan Brehm	Mount Pleasant, MI	77	77	
	Adam Hadwin	Abbotsford, B.C., Canada	75	75	
6:28	Garrick Higgo	Stellenbosch, South Africa	73	73	
	Ben Griffin	Chapel Hill, NC	72	72	
	Dylan Wu	Medford, OR	76	76	
6:39	Denny McCarthy	Jupiter, FL	72	72	
	Hayden Buckley	Alpharetta, GA	70	70	
	Austin Eckroat	Edmond, OK	71	71	
6:50	Patton Kizzire	Sea Island, GA	76	76	
	Kevin Chappell	Fresno, CA	72	72	
	Ben Kohles	Cary, NC	75	75	



2024 WM Phoenix Open
Second Round Top Players



Table with columns for Course, Hole, Par, and Strokes Gained Statistics (OTT, APR, ARG, T2G, PUT, TOT). Rows include player names like Sahith Theegala, Andrew Novak, Nick Taylor, and Maverick McNealy, along with their scores and performance metrics across two rounds.

Strokes Gained Legend: OTT = Off the Tee APR = Approach the Green ARG = Around the Green T2G = Tee to Green PUT = Putting TOT = Total Strokes Gained



2024 WM Phoenix Open
Second Round Top Players



Course	Hole	1	2	3	4	5	6	7	8	9	Out	10	11	12	13	14	15	16	17	18	In	Total
TS TPC Scottsdale (Stadium)	Par	4	4	5	3	4	4	3	4	4	35	4	4	3	5	4	5	3	4	4	36	71

5	Doug Ghim		-9									Strokes Gained Statistics													
	Course		DD1	DD2	FH	GIR	SH	SS	PT		OTT	APR	ARG	T2G	PUT	TOT									
	TS	Round 1	305	294	12	17	0	0	29		1.999	0.177	1.908	4.084	1.810	5.894									
	TS	Round 2	286	288	6	15	1	0	30		-0.789	3.382	-1.183	1.409	-0.127	1.282									
	TS	Round 1		4	③	5	3	4	⑤	3	③	4	34	4	4	④	③	4	④	②	③	③	31	65	
	TS	Round 2		③	⑤	5	3	4	4	②	③	4	33	4	4	3	5	4	5	②	4	4	35	68	133

6	Scottie Scheffler		-8									Strokes Gained Statistics													
	Course		DD1	DD2	FH	GIR	SH	SS	PT		OTT	APR	ARG	T2G	PUT	TOT									
	TS	Round 1	311	286	9	17	2	0	33		1.609	1.270	-0.594	2.285	0.609	2.894									
	TS	Round 2	264	294	8	13	0	0	27		0.862	2.061	-0.266	2.656	0.626	3.282									
	TS	Round 1		⑤	③	④	3	4	4	3	4	4	34	4	4	④	5	③	5	3	③	③	34	68	
	TS	Round 2		4	③	④	3	4	③	3	③	4	31	4	4	3	5	4	④	3	4	4	35	66	134

	Justin Thomas		-8									Strokes Gained Statistics													
	Course		DD1	DD2	FH	GIR	SH	SS	PT		OTT	APR	ARG	T2G	PUT	TOT									
	TS	Round 1	307	283	5	13	2	1	30		0.751	1.644	0.568	2.963	-1.069	1.894									
	TS	Round 2	271	283	9	13	2	0	26		1.365	0.053	0.821	2.238	2.044	4.282									
	TS	Round 1		4	⑤	④	3	4	4	②	4	⑤	35	4	4	3	④	4	5	②	4	4	34	69	
	TS	Round 2		4	4	④	④	③	4	②	4	4	33	③	4	3	5	③	④	3	③	4	32	65	134

	Cameron Young		-8									Strokes Gained Statistics												
	Course		DD1	DD2	FH	GIR	SH	SS	PT		OTT	APR	ARG	T2G	PUT	TOT								
	TS	Round 1	302	298	9	14	2	1	28		1.681	1.950	-0.897	2.734	1.160	3.894								
	TS	Round 2	298	300	8	12	2	2	25		1.049	-0.906	-0.174	-0.032	2.314	2.282								
	TS	Round 1		③	4	④	3	③	4	3	4	⑤	33	③	4	3	5	4	④	3	4	4	34	67

Strokes Gained Legend: OTT = Off the Tee APR = Approach the Green ARG = Around the Green T2G = Tee to Green PUT = Putting TOT = Total Strokes Gained





2024 WM Phoenix Open Second Round Top Players



Course	Hole	1	2	3	4	5	6	7	8	9	Out	10	11	12	13	14	15	16	17	18	In	Total		
TS TPC Scottsdale (Stadium)	Par	4	4	5	3	4	4	3	4	4	35	4	4	3	5	4	5	3	4	4	36	71		
TS	Round 2	4	4	④	3	4	4	3	4	③	33	4	⑤	④	④	4	④	3	③	③	34	67	134	
Ryan Fox		-8										Strokes Gained Statistics												
Course		DD1	DD2	FH	GIR	SH	SS	PT							OTT	APR	ARG	T2G	PUT	TOT				
TS	Round 1	295	298	8	15	3	2	30							1.273	2.559	0.007	3.839	1.055	4.894				
TS	Round 2	315	303	7	14	2	0	31							1.006	0.112	-0.097	1.020	0.262	1.282				
TS	Round 1	4	4	④	3	4	③	3	③	4	32	⑤	4	④	③	4	④	②	4	4	34	66		
TS	Round 2	4	4	④	3	③	4	3	4	4	33	4	4	3	④	⑤	④	④	4	③	35	68	134	
Jordan Spieth		-8										Strokes Gained Statistics												
Course		DD1	DD2	FH	GIR	SH	SS	PT							OTT	APR	ARG	T2G	PUT	TOT				
TS	Round 1	340	282	9	15	2	1	30							1.553	-2.261	1.904	1.196	1.698	2.894				
TS	Round 2	302	278	10	13	0	0	26							0.735	-0.756	1.290	1.268	2.014	3.282				
TS	Round 1	4	4	④	3	4	4	3	4	4	34	4	③	3	④	4	⑥	④	③	③	34	68		
TS	Round 2	4	4	5	3	③	4	3	⑤	⑤	36	③	4	②	④	4	④	3	②	②	4	30	66	134
11 Charley Hoffman		-7										Strokes Gained Statistics												
Course		DD1	DD2	FH	GIR	SH	SS	PT							OTT	APR	ARG	T2G	PUT	TOT				
TS	Round 1	335	274	9	15	1	1	30							0.199	3.203	-0.039	3.363	0.531	3.894				
TS	Round 2	295	302	10	14	1	0	30							1.147	-1.048	0.178	0.276	1.006	1.282				
TS	Round 1	4	③	④	3	4	③	3	4	4	32	4	③	3	④	4	⑥	3	4	4	35	67		
TS	Round 2	③	⑤	5	3	4	4	3	4	③	34	⑤	4	②	④	③	5	3	③	⑤	34	68	135	
Kurt Kitayama		-7										Strokes Gained Statistics												
Course		DD1	DD2	FH	GIR	SH	SS	PT							OTT	APR	ARG	T2G	PUT	TOT				
TS	Round 1	326	285	10	14	1	1	29							1.595	0.711	0.368	2.674	0.220	2.894				
TS	Round 2	298	317	7	13	0	0	27							0.490	-0.326	-1.370	-1.207	3.489	2.282				

Strokes Gained Legend: OTT = Off the Tee APR = Approach the Green ARG = Around the Green T2G = Tee to Green PUT = Putting TOT = Total Strokes Gained



2024 WM Phoenix Open Second Round Top Players



Course	Hole	1	2	3	4	5	6	7	8	9	Out	10	11	12	13	14	15	16	17	18	In	Total	
TS	TPC Scottsdale (Stadium)	4	4	5	3	4	4	3	4	4	35	4	4	3	5	4	5	3	4	4	36	71	
TS	Round 1	4	4	④	②	4	4	3	4	4	33	4	4	3	④	4	5	3	4	4	35	68	
TS	Round 2	③	4	④	3	4	4	3	4	③	32	4	4	②	④	4	5	3	⑤	4	35	67	135
Sam Burns		-7										Strokes Gained Statistics											
Course		DD1	DD2	FH	GIR	SH	SS	PT							OTT	APR	ARG	T2G	PUT	TOT			
TS	Round 1	304	320	7	13	2	1	29							1.358	0.083	-0.474	0.967	1.927	2.894			
TS	Round 2	275	305	9	15	2	1	30							0.969	-0.077	0.139	1.030	1.252	2.282			
TS	Round 1	③	4	5	3	4	4	④	③	4	34	③	4	3	5	4	④	3	4	4	34	68	
TS	Round 2	4	⑤	5	3	4	4	3	4	4	36	4	4	②	④	③	④	3	③	4	31	67	135
Daniel Berger		-7										Strokes Gained Statistics											
Course		DD1	DD2	FH	GIR	SH	SS	PT							OTT	APR	ARG	T2G	PUT	TOT			
TS	Round 1	316	290	10	14	0	0	26							1.770	0.787	-0.550	2.007	2.887	4.894			
TS	Round 2	284	274	9	15	0	0	32							-1.143	3.482	-1.401	0.937	-0.655	0.282			
TS	Round 1	4	②	④	④	4	③	②	4	4	31	4	4	④	4	5	②	4	4	35	66		
TS	Round 2	4	4	5	3	4	⑤	②	③	4	34	4	4	3	④	4	⑥	3	③	4	35	69	135
Jhonattan Vegas		-7										Strokes Gained Statistics											
Course		DD1	DD2	FH	GIR	SH	SS	PT							OTT	APR	ARG	T2G	PUT	TOT			
TS	Round 1	297	310	9	16	0	0	30							1.838	2.268	-0.228	3.878	0.016	3.894			
TS	Round 2	298	286	9	15	0	0	31							0.398	1.011	-0.644	0.764	0.518	1.282			
TS	Round 1	4	③	④	②	③	4	④	4	4	32	⑤	③	3	5	4	5	3	③	4	35	67	
TS	Round 2	4	4	5	3	4	4	3	③	⑤	35	4	4	3	④	4	5	②	③	4	33	68	135
Matt Fitzpatrick		-7										Strokes Gained Statistics											
Course		DD1	DD2	FH	GIR	SH	SS	PT							OTT	APR	ARG	T2G	PUT	TOT			
TS	Round 1	309	267	11	13	0	0	29							0.518	0.903	-0.004	1.417	0.477	1.894			
TS	Round 2	294	294	8	15	2	1	29							0.636	0.628	0.834	2.097	1.185	3.282			

Strokes Gained Legend: OTT = Off the Tee APR = Approach the Green ARG = Around the Green T2G = Tee to Green PUT = Putting TOT = Total Strokes Gained



2024 WM Phoenix Open Second Round Top Players



Course	Hole	1	2	3	4	5	6	7	8	9	Out	10	11	12	13	14	15	16	17	18	In	Total
TS TPC Scottsdale (Stadium)	Par	4	4	5	3	4	4	3	4	4	35	4	4	3	5	4	5	3	4	4	36	71

	TS	Round 1	4	4	④	②	4	⑤	④	4	4	35	4	4	②	④	4	5	3	⑤	③	34	69	
	TS	Round 2	4	⑤	④	3	4	4	②	4	⑤	35	4	4	3	④	③	④	②	③	4	31	66	135

17 Sam Stevens

-6

Strokes Gained Statistics

Course	DD1	DD2	FH	GIR	SH	SS	PT	OTT	APR	ARG	T2G	PUT	TOT										
TS Round 1	321	286	8	14	1	1	31	1.548	0.179	-0.332	1.395	-0.501	0.894										
TS Round 2	300	301	9	14	0	0	27	0.758	0.157	0.098	1.012	2.270	3.282										
TS Round 1		⑤	4	⑥	3	③	③	3	③	4	34	4	4	3	5	4	5	3	4	4	36	70	
TS Round 2		4	③	⑥	3	③	4	3	4	③	33	4	4	3	5	③	④	3	4	③	33	66	136

Si Woo Kim

-6

Strokes Gained Statistics

Course	DD1	DD2	FH	GIR	SH	SS	PT	OTT	APR	ARG	T2G	PUT	TOT												
TS Round 1	283	298	12	14	2	1	30	1.348	0.587	1.057	2.992	-0.098	2.894												
TS Round 2	284	299	12	13	2	2	28	0.963	-0.936	0.419	0.445	0.837	1.282												
TS Round 1		4	4	④	3	4	4	3	4	③	3	③	⑤	34	4	4	③	3	③	⑤	34	68			
TS Round 2		4	③	⑥	3	⑤	4	3	4	4	③	②	③	36	③	⑤	3	④	④	②	③	4	32	68	136

Justin Suh

-6

Strokes Gained Statistics

Course	DD1	DD2	FH	GIR	SH	SS	PT	OTT	APR	ARG	T2G	PUT	TOT										
TS Round 1	301	276	9	14	0	0	29	1.076	1.020	-1.669	0.427	2.467	2.894										
TS Round 2	296	278	8	14	0	0	28	-1.300	1.257	0.619	0.575	0.707	1.282										
TS Round 1		4	4	④	②	4	4	3	⑤	⑤	35	③	4	3	④	4	④	3	4	4	33	68	
TS Round 2		③	4	④	④	⑤	4	②	⑤	③	34	4	4	3	④	③	5	3	4	4	34	68	136

Jake Knapp

-6

Strokes Gained Statistics

Course	DD1	DD2	FH	GIR	SH	SS	PT	OTT	APR	ARG	T2G	PUT	TOT
TS Round 1	317	300	8	14	1	1	29	0.398	1.280	0.341	2.019	0.875	2.894

Strokes Gained Legend: OTT = Off the Tee APR = Approach the Green ARG = Around the Green T2G = Tee to Green PUT = Putting TOT = Total Strokes Gained





2024 WM Phoenix Open
Second Round Top Players



Course	Hole	1	2	3	4	5	6	7	8	9	Out	10	11	12	13	14	15	16	17	18	In	Total
TS TPC Scottsdale (Stadium)	Par	4	4	5	3	4	4	3	4	4	35	4	4	3	5	4	5	3	4	4	36	71

TS	Round 2	328	297	6	15	0	0	31				-0.120	1.196	-0.087	0.988	0.294	1.282							
TS	Round 1		4	4	④	3	4	4	3	4	③	33	③	⑤	3	④	4	5	3	4	4	35	68	
TS	Round 2		4	⑤	④	④	4	4	3	③	4	35	4	③	②	5	4	④	3	4	4	33	68	136

Davis Thompson -6

Course	DD1	DD2	FH	GIR	SH	SS	PT	Strokes Gained Statistics															
	OTT	APR	ARG	T2G	PUT	TOT																	
TS Round 1	363	259	7	14	0	0	31	-0.295	2.869	-0.308	2.266	-0.372	1.894										
TS Round 2	309	271	8	16	1	0	30	0.394	1.414	0.440	2.247	0.035	2.282										
TS Round 1		⑤	4	④	④	4	③	3	4	4	35	4	4	3	④	③	④	3	⑤	4	34	69	
TS Round 2		③	⑤	④	3	4	4	3	4	4	34	4	③	3	④	4	5	3	③	4	33	67	136

S.H. Kim -6

Course	DD1	DD2	FH	GIR	SH	SS	PT	Strokes Gained Statistics																
	OTT	APR	ARG	T2G	PUT	TOT																		
TS Round 1	330	248	10	12	2	2	27	1.156	0.148	1.196	2.500	1.394	3.894											
TS Round 2	298	276	7	12	2	0	31	0.303	-0.578	-0.565	-0.841	1.123	0.282											
TS Round 1		③	⑤	5	3	③	③	3	⑤	⑤	35	4	4	②	③	4	5	3	4	③	32	67		
TS Round 2		③	⑤	④	3	4	4	④	4	③	34	4	⑤	3	④	4	④	④	④	③	4	35	69	136

23 Bud Cauley -5

Course	DD1	DD2	FH	GIR	SH	SS	PT	Strokes Gained Statistics															
	OTT	APR	ARG	T2G	PUT	TOT																	
TS Round 1	287	296	7	15	0	0	31	0.512	2.089	-0.215	2.386	-0.492	1.894										
TS Round 2	267	288	9	14	1	1	29	0.188	0.152	0.896	1.235	0.047	1.282										
TS Round 1		4	4	④	3	4	4	3	4	⑤	35	4	4	3	④	4	④	3	4	4	34	69	
TS Round 2		4	4	④	3	③	4	3	4	4	33	4	4	3	④	⑤	④	3	4	4	35	68	137

Thomas Detry -5

Course	DD1	DD2	FH	GIR	SH	SS	PT	Strokes Gained Statistics					
	OTT	APR	ARG	T2G	PUT	TOT							

Strokes Gained Legend: OTT = Off the Tee APR = Approach the Green ARG = Around the Green T2G = Tee to Green PUT = Putting TOT = Total Strokes Gained





2024 WM Phoenix Open Second Round Top Players



Course	Hole	1	2	3	4	5	6	7	8	9	Out	10	11	12	13	14	15	16	17	18	In	Total		
TS TPC Scottsdale (Stadium)	Par	4	4	5	3	4	4	3	4	4	35	4	4	3	5	4	5	3	4	4	36	71		
TS	Round 1	304	307	10	12	3	1	28				2.005	0.656	-1.003	1.658	0.236	1.894							
TS	Round 2	296	287	7	12	1	1	27				1.033	-3.116	1.676	-0.408	1.690	1.282							
TS	Round 1		4	4	6	3	5	4	4	5	39	3	3	3	4	3	4	2	3	5	30	69		
TS	Round 2		4	4	4	2	5	4	3	4	34	4	4	3	4	5	5	3	3	3	34	68	137	
Zac Blair		-5																						
Course		DD1	DD2	FH	GIR	SH	SS	PT	Strokes Gained Statistics						OTT	APR	ARG	T2G	PUT	TOT				
TS	Round 1	287	274	12	15	3	2	32	0.926	2.267	0.025	3.218	-1.324	1.894										
TS	Round 2	258	274	8	15	1	0	30	-1.267	0.381	-0.341	-1.228	2.510	1.282										
TS	Round 1		3	4	5	3	4	4	3	4	4	34	4	4	3	4	5	4	4	4	35	69		
TS	Round 2		4	4	5	3	4	4	3	4	4	35	4	3	4	4	3	5	2	5	3	33	68	137
Keith Mitchell		-5																						
Course		DD1	DD2	FH	GIR	SH	SS	PT	Strokes Gained Statistics						OTT	APR	ARG	T2G	PUT	TOT				
TS	Round 1	316	276	8	14	2	0	32	1.151	1.823	-0.794	2.180	-0.286	1.894										
TS	Round 2	299	301	8	16	1	1	33	0.884	0.628	-0.231	1.280	0.002	1.282										
TS	Round 1		4	4	5	3	4	3	3	4	4	34	5	4	2	3	4	6	3	4	4	35	69	
TS	Round 2		4	4	4	3	4	4	3	5	4	35	4	4	3	4	3	5	3	4	3	33	68	137
Wyndham Clark		-5																						
Course		DD1	DD2	FH	GIR	SH	SS	PT	Strokes Gained Statistics						OTT	APR	ARG	T2G	PUT	TOT				
TS	Round 1	320	308	4	10	1	1	30	-1.580	1.117	-0.747	-1.210	0.104	-1.106										
TS	Round 2	310	300	8	15	0	0	28	0.757	2.487	0.055	3.298	0.984	4.282										
TS	Round 1		5	4	3	2	5	5	4	3	4	35	4	4	3	5	4	5	3	5	4	37	72	
TS	Round 2		4	4	4	3	4	4	3	4	4	34	4	3	3	3	4	3	4	4	31	65	137	

Strokes Gained Legend: OTT = Off the Tee APR = Approach the Green ARG = Around the Green T2G = Tee to Green PUT = Putting TOT = Total Strokes Gained





2024 WM Phoenix Open Second Round Top Players



Course	Hole	1	2	3	4	5	6	7	8	9	Out	10	11	12	13	14	15	16	17	18	In	Total
TS TPC Scottsdale (Stadium)	Par	4	4	5	3	4	4	3	4	4	35	4	4	3	5	4	5	3	4	4	36	71

Hideki Matsuyama -5

Course		DD1	DD2	FH	GIR	SH	SS	PT	Strokes Gained Statistics							TOT
		OTT	APR	ARG	T2G	PUT										
TS	Round 1	301	294	7	11	2	2	25	-0.728	-2.784	1.804	-1.708	3.602	1.894		
TS	Round 2	290	298	9	17	1	1	32	0.308	1.579	0.322	2.208	-0.926	1.282		
TS	Round 1		③ 6 ③	3	③ 4	4	4 5	4	35	4	③ 5	④ ③ 5	② 4 4	34	69	
TS	Round 2		4 4 ④	3	4 4	3	4 4	34	4	4 3	5 4 ④	3 ③ 4	34	68	137	

Nick Hardy -5

Course		DD1	DD2	FH	GIR	SH	SS	PT	Strokes Gained Statistics							TOT
		OTT	APR	ARG	T2G	PUT										
TS	Round 1	313	285	8	14	1	0	33	0.022	0.418	0.746	1.186	-1.292	-0.106		
TS	Round 2	293	334	11	13	3	2	27	1.700	-0.374	0.824	2.149	1.133	3.282		
TS	Round 1		4 4 5	3	③ 4	3	5	4	35	4	4 4	5 4 5	3 4 ③	36	71	
TS	Round 2		4 4 5	② 4	③ 3	4	5	34	4	4 3	④ ③ ④	3 ③ 4	32	66	137	

Corey Connors -5

Course		DD1	DD2	FH	GIR	SH	SS	PT	Strokes Gained Statistics							TOT
		OTT	APR	ARG	T2G	PUT										
TS	Round 1	311	274	11	13	2	1	28	1.321	0.007	-0.163	1.165	1.729	2.894		
TS	Round 2	295	297	12	16	1	1	33	1.817	0.803	-0.525	2.094	-1.812	0.282		
TS	Round 1		4 ③ 5	3	③ 4	3	4 5	34	③ 4	4 4	5 4 5	② ③ 4	34	68		
TS	Round 2		4 4 ④	3	4 4	3	5	35	4	4 3	④ 4 5	3 ③ 4	34	69	137	

Taylor Montgomery -5

Course		DD1	DD2	FH	GIR	SH	SS	PT	Strokes Gained Statistics							TOT
		OTT	APR	ARG	T2G	PUT										
TS	Round 1	305	254	6	14	0	0	29	-2.034	1.744	0.534	0.244	1.650	1.894		
TS	Round 2	283	378	7	15	0	0	31	0.884	0.187	0.088	1.158	0.124	1.282		
TS	Round 1		4 4 5	② 4	4 3	4 4	34	③ 4	3 ④ 4	⑦	3 ③ 4	35	69			
TS	Round 2		4 ③ ④	3	4 4	3	4 4	33	4	5 3	④ 4 5	3 ③ 4	35	68	137	

Strokes Gained Legend: OTT = Off the Tee APR = Approach the Green ARG = Around the Green T2G = Tee to Green PUT = Putting TOT = Total Strokes Gained





2024 WM Phoenix Open Second Round Top Players



Course	Hole	1	2	3	4	5	6	7	8	9	Out	10	11	12	13	14	15	16	17	18	In	Total
TS TPC Scottsdale (Stadium)	Par	4	4	5	3	4	4	3	4	4	35	4	4	3	5	4	5	3	4	4	36	71

Joel Dahmen -5

Course		DD1	DD2	FH	GIR	SH	SS	PT	Strokes Gained Statistics						TOT
		OTT	APR	ARG	T2G	PUT							TOT		
TS	Round 1	320	244	10	13	0	0	29	1.205	-1.538	0.292	-0.041	1.935	1.894	
TS	Round 2	286	281	9	15	1	1	30	0.066	1.528	-0.565	1.028	0.254	1.282	
TS	Round 1		③ 4 5	② 4 4	3 4 4	3 4 4	33	4 ③ 3	5 ⑤ 5	3 4 4	36	69			
TS	Round 2		③ 4 5	3 4 ③	3 4 ③	32	4 4 3	5 ⑤ 5	② 4 4	36	68	137			

Shane Lowry -5

Course		DD1	DD2	FH	GIR	SH	SS	PT	Strokes Gained Statistics						TOT
		OTT	APR	ARG	T2G	PUT							TOT		
TS	Round 1	316	257	7	12	1	0	26	-0.714	1.913	0.641	1.840	2.054	3.894	
TS	Round 2	292	271	10	12	2	1	30	0.689	-1.358	0.637	-0.033	-0.685	-0.718	
TS	Round 1		4 ⑤ 5	3 4 4	3 4 4	36	③ ③ 3	④ 4 ④	④ ③ ③	31	67				
TS	Round 2		4 4 ④	3 4 4	④ 4 4	35	4 ③ 3	5 ⑤ 5	3 ③ 4	35	70	137			

34 Tyler Duncan -4

Course		DD1	DD2	FH	GIR	SH	SS	PT	Strokes Gained Statistics						TOT
		OTT	APR	ARG	T2G	PUT							TOT		
TS	Round 1	316	281	7	13	1	1	32	0.523	-0.710	0.262	0.075	-0.181	-0.106	
TS	Round 2	293	303	11	16	0	0	30	0.906	1.262	-0.109	2.058	0.224	2.282	
TS	Round 1		4 4 ④	3 4 4	④ 4 4	35	4 ⑤ 3	④ 4 5	3 4 4	36	71				
TS	Round 2		4 4 ④	② 4 4	④ 4 4	34	4 4 ②	④ 4 ④	3 4 4	33	67	138			

Byeong Hun An -4

Course		DD1	DD2	FH	GIR	SH	SS	PT	Strokes Gained Statistics						TOT
		OTT	APR	ARG	T2G	PUT							TOT		
TS	Round 1	316	290	7	11	1	1	29	0.932	-0.219	-0.239	0.474	0.420	0.894	
TS	Round 2	317	305	7	17	0	0	32	0.951	1.086	-0.204	1.832	-0.550	1.282	
TS	Round 1		⑤ ⑤ ④	② 4 ⑤	3 4 ③	35	4 ③ ②	5 4 ⑥	④ ③ 4	35	70				

Strokes Gained Legend: OTT = Off the Tee APR = Approach the Green ARG = Around the Green T2G = Tee to Green PUT = Putting TOT = Total Strokes Gained



2024 WM Phoenix Open Second Round Top Players



Course	Hole	1	2	3	4	5	6	7	8	9	Out	10	11	12	13	14	15	16	17	18	In	Total		
TS TPC Scottsdale (Stadium)	Par	4	4	5	3	4	4	3	4	4	35	4	4	3	5	4	5	3	4	4	36	71		
TS	Round 2	4	4	5	3	③	③	3	4	4	33	⑤	4	3	④	③	⑥	3	③	4	35	68	138	
Beau Hossler		-4										Strokes Gained Statistics												
Course		DD1	DD2	FH	GIR	SH	SS	PT	OTT	APR	ARG	T2G	PUT	TOT										
TS	Round 1	305	297	9	14	1	1	33	-0.509	0.788	-0.160	0.119	-1.225	-1.106										
TS	Round 2	289	312	10	13	1	1	26	1.186	-0.006	0.160	1.339	1.943	3.282										
TS	Round 1	4	⑥	5	3	4	4	④	4	4	38	4	⑤	3	④	4	④	②	4	4	34	72		
TS	Round 2	4	⑤	④	3	4	4	3	③	③	33	4	4	②	④	4	④	④	④	③	4	33	66	138
Adrien Dumont de Chassart		-4										Strokes Gained Statistics												
Course		DD1	DD2	FH	GIR	SH	SS	PT	OTT	APR	ARG	T2G	PUT	TOT										
TS	Round 1	307	284	9	13	0	0	32	-0.086	-0.829	0.549	-0.366	-0.740	-1.106										
TS	Round 2	311	289	11	14	1	0	28	1.972	0.025	-0.254	1.742	1.540	3.282										
TS	Round 1		③	③	5	④	4	4	3	4	4	34	4	4	3	5	⑤	5	3	4	⑤	38	72	
TS	Round 2		③	③	5	3	4	③	④	4	4	33	③	4	3	④	4	5	3	③	4	33	66	138
Jim Knous		-4										Strokes Gained Statistics												
Course		DD1	DD2	FH	GIR	SH	SS	PT	OTT	APR	ARG	T2G	PUT	TOT										
TS	Round 1	306	293	7	11	3	1	30	0.529	-0.455	0.110	0.184	-1.290	-1.106										
TS	Round 2	264	308	7	13	1	1	26	-0.513	-0.503	2.470	1.453	1.829	3.282										
TS	Round 1		4	4	⑥	3	⑤	4	3	③	4	36	③	4	3	5	4	5	3	⑤	4	36	72	
TS	Round 2		③	③	④	3	⑤	③	3	⑤	③	32	③	4	3	5	4	5	3	4	③	34	66	138
Martin Laird		-4										Strokes Gained Statistics												
Course		DD1	DD2	FH	GIR	SH	SS	PT	OTT	APR	ARG	T2G	PUT	TOT										
TS	Round 1	336	254	9	13	0	0	29	-0.361	-0.529	0.348	-0.542	2.436	1.894										
TS	Round 2	296	305	7	13	0	0	29	-0.472	-0.839	2.500	1.188	-0.906	0.282										

Strokes Gained Legend: OTT = Off the Tee APR = Approach the Green ARG = Around the Green T2G = Tee to Green PUT = Putting TOT = Total Strokes Gained



2024 WM Phoenix Open Second Round Top Players



Course	Hole	1	2	3	4	5	6	7	8	9	Out	10	11	12	13	14	15	16	17	18	In	Total	
TS TPC Scottsdale (Stadium)	Par	4	4	5	3	4	4	3	4	4	35	4	4	3	5	4	5	3	4	4	36	71	
TS	Round 1	4	4	5	3	5	4	3	4	4	36	3	4	3	3	5	5	2	4	4	33	69	
TS	Round 2	4	4	5	3	4	4	3	4	3	34	4	4	4	4	4	5	2	4	4	35	69	138
Carson Young		-4										Strokes Gained Statistics											
Course		DD1	DD2	FH	GIR	SH	SS	PT							OTT	APR	ARG	T2G	PUT	TOT			
TS	Round 1	320	259	10	15	0	0	33							0.835	-0.272	0.343	0.906	-1.012	-0.106			
TS	Round 2	298	287	5	15	1	0	29							-0.324	0.264	1.004	0.943	1.339	2.282			
TS	Round 1	4	4	4	4	4	3	4	4	35	4	4	3	5	4	6	2	4	4	36	71		
TS	Round 2	4	5	5	2	3	3	3	4	4	33	4	3	3	5	4	4	3	4	4	34	67	138
Harris English		-4										Strokes Gained Statistics											
Course		DD1	DD2	FH	GIR	SH	SS	PT							OTT	APR	ARG	T2G	PUT	TOT			
TS	Round 1	346	254	11	12	1	1	30							1.358	-1.509	-0.260	-0.411	0.305	-0.106			
TS	Round 2	278	277	11	15	0	0	30							1.032	-0.394	1.031	1.668	0.614	2.282			
TS	Round 1	4	4	4	3	4	5	3	4	5	36	4	4	3	3	5	5	3	4	4	35	71	
TS	Round 2	4	4	3	3	5	4	2	4	4	33	4	4	4	5	3	4	3	3	4	34	67	138
Brendon Todd		-4										Strokes Gained Statistics											
Course		DD1	DD2	FH	GIR	SH	SS	PT							OTT	APR	ARG	T2G	PUT	TOT			
TS	Round 1	301	237	9	10	3	2	27							-0.373	-1.295	0.186	-1.482	2.376	0.894			
TS	Round 2	272	282	9	13	3	3	28							-0.312	-1.420	0.025	-1.708	2.990	1.282			
TS	Round 1	4	4	5	3	4	3	3	5	34	4	3	3	5	5	6	3	4	3	36	70		
TS	Round 2	4	4	4	3	4	4	3	4	4	34	3	6	2	5	4	4	2	4	4	34	68	138
Nicolo Galletti		-4										Strokes Gained Statistics											
Course		DD1	DD2	FH	GIR	SH	SS	PT							OTT	APR	ARG	T2G	PUT	TOT			
TS	Round 1	296	233	10	13	0	0	31							0.107	1.121	-0.215	1.013	-1.119	-0.106			
TS	Round 2	280	280	13	16	2	1	30							0.605	1.434	-0.285	1.753	0.529	2.282			

Strokes Gained Legend: OTT = Off the Tee APR = Approach the Green ARG = Around the Green T2G = Tee to Green PUT = Putting TOT = Total Strokes Gained



2024 WM Phoenix Open Second Round Top Players



Course	Hole	1	2	3	4	5	6	7	8	9	Out	10	11	12	13	14	15	16	17	18	In	Total
TS TPC Scottsdale (Stadium)	Par	4	4	5	3	4	4	3	4	4	35	4	4	3	5	4	5	3	4	4	36	71

TS	Round 1	4	4	5	②	③	⑤	3	4	4	34	4	4	3	5	⑤	5	3	4	4	37	71	
TS	Round 2	③	⑤	5	3	4	4	3	4	4	35	③	③	②	5	4	5	②	4	4	32	67	138

44 Taylor Moore -3

Course		DD1	DD2	FH	GIR	SH	SS	PT	Strokes Gained Statistics						TOT								
		OTT	APR	ARG	T2G	PUT																	
TS	Round 1	305	314	9	13	1	1	29	1.201	-0.026	2.625	3.800	-1.906	1.894									
TS	Round 2	293	289	6	14	0	0	30	-1.416	0.989	-0.253	-0.681	-0.037	-0.718									
TS	Round 1	4	4	④	3	③	4	3	4	4	33	4	4	3	5	4	⑥	②	4	4	36	69	
TS	Round 2	4	⑥	5	3	4	4	3	4	4	37	4	4	3	④	4	④	3	③	4	33	70	139

Billy Horschel -3

Course		DD1	DD2	FH	GIR	SH	SS	PT	Strokes Gained Statistics						TOT								
		OTT	APR	ARG	T2G	PUT																	
TS	Round 1	290	294	8	13	2	1	31	-0.826	0.938	-1.355	-1.243	0.137	-1.106									
TS	Round 2	280	281	11	16	1	0	30	0.919	0.457	-0.347	1.028	1.254	2.282									
TS	Round 1	4	4	④	3	⑤	4	3	4	4	35	③	4	3	5	⑥	5	3	③	⑤	37	72	
TS	Round 2	4	4	④	3	4	4	②	4	4	33	4	4	3	5	③	5	3	③	4	34	67	139

Matt NeSmith -3

Course		DD1	DD2	FH	GIR	SH	SS	PT	Strokes Gained Statistics						TOT								
		OTT	APR	ARG	T2G	PUT																	
TS	Round 1	291	288	13	18	0	0	35	1.915	-0.173	-0.035	1.707	-0.813	0.894									
TS	Round 2	292	275	11	17	1	0	33	1.167	-0.176	-0.617	0.373	-0.091	0.282									
TS	Round 1	4	4	5	3	4	4	3	4	4	35	③	4	3	5	4	5	3	4	4	35	70	
TS	Round 2	4	4	5	3	4	4	3	4	③	34	4	4	3	5	4	5	3	③	4	35	69	139

Christiaan Bezuidenhout -3

Course		DD1	DD2	FH	GIR	SH	SS	PT	Strokes Gained Statistics						TOT
		OTT	APR	ARG	T2G	PUT									
TS	Round 1	288	290	8	15	0	0	29	0.444	3.961	0.664	5.069	-1.175	3.894	

Strokes Gained Legend: OTT = Off the Tee APR = Approach the Green ARG = Around the Green T2G = Tee to Green PUT = Putting TOT = Total Strokes Gained





2024 WM Phoenix Open
Second Round Top Players



Course	Hole	1	2	3	4	5	6	7	8	9	Out	10	11	12	13	14	15	16	17	18	In	Total	
TS TPC Scottsdale (Stadium)	Par	4	4	5	3	4	4	3	4	4	35	4	4	3	5	4	5	3	4	4	36	71	
TS	Round 2	286	283	6	12	1	1	30				-1.120	0.146	0.827	-0.148	-2.570	-2.718						
TS	Round 1	4	5	3	4	3	4	4	3	4	33	4	4	3	4	4	3	3	5	34	67		
TS	Round 2	4	4	6	4	5	4	3	3	5	38	3	4	3	4	4	5	3	4	4	34	72	139
Robby Shelton		-3																					
Course		DD1	DD2	FH	GIR	SH	SS	PT	Strokes Gained Statistics						OTT	APR	ARG	T2G	PUT	TOT			
TS	Round 1	291	280	10	11	2	2	29	1.035	-1.266	1.498	1.267	0.627	1.894									
TS	Round 2	290	279	5	12	4	2	29	-2.087	0.179	0.280	-1.629	0.911	-0.718									
TS	Round 1	4	4	5	3	4	4	4	4	4	36	3	4	3	4	4	3	4	4	33	69		
TS	Round 2	4	5	5	3	4	5	3	4	4	37	3	5	3	4	4	3	3	4	33	70	139	
Sami Valimaki		-3																					
Course		DD1	DD2	FH	GIR	SH	SS	PT	Strokes Gained Statistics						OTT	APR	ARG	T2G	PUT	TOT			
TS	Round 1	297	291	7	14	1	1	31	0.990	1.375	1.204	3.569	-1.675	1.894									
TS	Round 2	292	302	8	15	0	0	33	-0.558	0.769	-0.111	0.099	-0.817	-0.718									
TS	Round 1	4	4	3	3	4	4	3	4	6	35	4	4	3	5	4	5	2	3	4	34	69	
TS	Round 2	4	3	4	3	3	5	2	3	4	31	4	4	3	7	4	5	3	4	5	39	70	139
Jesse Mueller		-3																					
Course		DD1	DD2	FH	GIR	SH	SS	PT	Strokes Gained Statistics						OTT	APR	ARG	T2G	PUT	TOT			
TS	Round 1	265	279	8	13	1	0	31	0.466	-1.342	-0.311	-1.187	1.081	-0.106									
TS	Round 2	287	320	9	13	0	0	27	-0.028	-0.403	-0.766	-1.198	2.480	1.282									
TS	Round 1	4	3	5	2	5	3	4	5	34	4	4	3	5	4	5	4	4	4	37	71		
TS	Round 2	4	4	4	3	3	5	2	4	4	33	4	5	3	4	4	4	3	4	4	35	68	139
Eric Cole		-3																					
Course		DD1	DD2	FH	GIR	SH	SS	PT	Strokes Gained Statistics						OTT	APR	ARG	T2G	PUT	TOT			

Strokes Gained Legend: OTT = Off the Tee APR = Approach the Green ARG = Around the Green T2G = Tee to Green PUT = Putting TOT = Total Strokes Gained





2024 WM Phoenix Open Second Round Top Players



Course	Hole	1	2	3	4	5	6	7	8	9	Out	10	11	12	13	14	15	16	17	18	In	Total		
TS TPC Scottsdale (Stadium)	Par	4	4	5	3	4	4	3	4	4	35	4	4	3	5	4	5	3	4	4	36	71		
TS	Round 1	299	274	10	11	0	0	0	0	29		0.649	-1.155	-0.415	-0.921	1.815	0.894							
TS	Round 2	275	287	7	12	0	0	0	0	28		0.021	0.183	-0.329	-0.126	0.408	0.282							
TS	Round 1		4	4	④	3	4	4	3	4	4	34	4	4	3	④	4	5	④	4	4	36	70	
TS	Round 2		4	③	④	3	4	4	3	⑤	4	34	4	4	3	④	⑤	5	3	③	4	35	69	139
Emiliano Grillo		-3																						
Course		DD1	DD2	FH	GIR	SH	SS	PT	Strokes Gained Statistics						OTT	APR	ARG	T2G	PUT	TOT				
TS	Round 1	349	251	8	14	0	0	33	-0.280	2.286	-0.038	1.968	-2.074	-0.106										
TS	Round 2	255	272	10	16	0	0	31	0.216	-0.201	-0.478	-0.464	1.746	1.282										
TS	Round 1		4	4	5	3	4	⑤	3	⑤	4	37	4	4	3	④	4	5	②	4	4	34	71	
TS	Round 2		4	4	5	3	4	⑤	3	4	4	36	③	4	②	5	4	④	②	4	4	32	68	139
Adam Schenk		-3																						
Course		DD1	DD2	FH	GIR	SH	SS	PT	Strokes Gained Statistics						OTT	APR	ARG	T2G	PUT	TOT				
TS	Round 1	344	273	8	10	2	1	28	-0.854	0.250	1.700	1.096	-0.202	0.894										
TS	Round 2	306	289	8	14	0	0	30	0.183	0.205	0.132	0.519	-0.237	0.282										
TS	Round 1		4	⑤	④	④	③	4	④	4	4	36	4	4	3	④	⑤	5	3	③	③	34	70	
TS	Round 2		4	4	5	②	4	4	3	⑤	4	35	4	⑤	②	5	4	5	3	③	③	34	69	139
Matt Wallace		-3																						
Course		DD1	DD2	FH	GIR	SH	SS	PT	Strokes Gained Statistics						OTT	APR	ARG	T2G	PUT	TOT				
TS	Round 1	301	254	6	9	1	0	31	0.238	-1.437	0.725	-0.474	-3.632	-4.106										
TS	Round 2	302	281	9	16	2	2	29	0.264	3.642	0.831	4.736	0.546	5.282										
TS	Round 1		4	4	5	3	4	4	④	4	4	36	4	4	④	④	⑤	5	④	4	⑤	39	75	
TS	Round 2		4	4	④	②	③	4	3	4	4	32	③	4	3	④	4	④	3	③	4	32	64	139

Strokes Gained Legend: OTT = Off the Tee APR = Approach the Green ARG = Around the Green T2G = Tee to Green PUT = Putting TOT = Total Strokes Gained





2024 WM Phoenix Open
Second Round Top Players



Course	Hole	1	2	3	4	5	6	7	8	9	Out	10	11	12	13	14	15	16	17	18	In	Total
TS TPC Scottsdale (Stadium)	Par	4	4	5	3	4	4	3	4	4	35	4	4	3	5	4	5	3	4	4	36	71
Ben Griffin -3																						
Course		DD1	DD2	FH	GIR	SH	SS	PT	Strokes Gained Statistics						OTT	APR	ARG	T2G	PUT	TOT		
TS	Round 1	312	275	9	11	2	1	30	0.109	-0.508	-0.168	-0.567	-0.539	-1.106								
TS	Round 2	293	279	10	12	1	1	27	0.248	-1.052	1.735	0.930	1.352	2.282								
TS	Round 1	4	5	4	4	4	3	4	4	37	4	4	3	5	4	5	3	3	4	35	72	
TS	Round 2	4	3	4	3	4	4	3	4	33	4	3	3	5	3	6	3	4	3	34	67	139
Hayden Buckley -3																						
Course		DD1	DD2	FH	GIR	SH	SS	PT	Strokes Gained Statistics						OTT	APR	ARG	T2G	PUT	TOT		
TS	Round 1	278	272	8	12	2	2	29	0.342	-0.736	0.428	0.034	0.860	0.894								
TS	Round 2	293	269	9	11	0	0	26	-0.351	-2.134	1.651	-0.835	1.117	0.282								
TS	Round 1	4	4	4	3	4	4	2	4	33	4	4	3	5	5	2	4	5	37	70		
TS	Round 2	4	4	5	3	5	4	2	5	36	4	4	3	4	4	3	3	4	33	69	139	
57 Harry Hall -2																						
Course		DD1	DD2	FH	GIR	SH	SS	PT	Strokes Gained Statistics						OTT	APR	ARG	T2G	PUT	TOT		
TS	Round 1	308	284	7	12	1	1	31	0.854	-0.514	1.453	1.793	-0.899	0.894								
TS	Round 2	291	298	4	14	1	1	32	-1.265	2.644	-1.242	0.136	-0.854	-0.718								
TS	Round 1	4	4	4	2	4	4	3	4	33	5	3	4	5	4	4	3	5	4	37	70	
TS	Round 2	4	5	4	4	3	3	3	5	35	4	5	3	3	3	5	3	4	5	35	70	140
Min Woo Lee -2																						
Course		DD1	DD2	FH	GIR	SH	SS	PT	Strokes Gained Statistics						OTT	APR	ARG	T2G	PUT	TOT		
TS	Round 1	324	283	6	15	0	0	35	0.909	0.954	-0.838	1.025	-1.131	-0.106								
TS	Round 2	316	315	10	11	2	1	29	1.192	-0.179	0.745	1.757	-1.475	0.282								
TS	Round 1	4	4	5	3	3	4	3	5	35	4	4	3	6	4	4	3	4	4	36	71	
TS	Round 2	4	5	3	2	4	4	4	4	34	4	4	3	4	4	4	4	4	4	35	69	140

Strokes Gained Legend: OTT = Off the Tee APR = Approach the Green ARG = Around the Green T2G = Tee to Green PUT = Putting TOT = Total Strokes Gained



2024 WM Phoenix Open
Second Round Top Players



Course	Hole	1	2	3	4	5	6	7	8	9	Out	10	11	12	13	14	15	16	17	18	In	Total
TS TPC Scottsdale (Stadium)	Par	4	4	5	3	4	4	3	4	4	35	4	4	3	5	4	5	3	4	4	36	71

Adam Scott -2

Course	DD1	DD2	FH	GIR	SH	SS	PT	Strokes Gained Statistics						TOT					
	OTT	APR	ARG	T2G	PUT	TOT													
TS Round 1	293	306	7	13	3	2	32	-0.151	-0.736	-0.918	-1.805	0.699	-1.106						
TS Round 2	291	312	10	15	1	0	31	0.131	1.898	0.603	2.631	-1.349	1.282						
TS Round 1	4	4	5	3	4	4	4	③	4	3	5	4	⑥	3	4	⑤	37	72	
TS Round 2	4	4	5	3	4	4	4	②	4	②	④	4	5	3	4	4	34	68	140

Seamus Power -2

Course	DD1	DD2	FH	GIR	SH	SS	PT	Strokes Gained Statistics						TOT				
	OTT	APR	ARG	T2G	PUT	TOT												
TS Round 1	319	300	7	13	1	1	31	1.525	-1.246	1.052	1.331	-1.437	-0.106					
TS Round 2	296	288	8	14	1	1	30	0.060	0.302	0.963	1.324	-1.042	0.282					
TS Round 1	4	⑤	5	3	4	③	4	4	4	④	4	5	3	4	4	35	71	
TS Round 2	4	4	④	3	4	4	4	④	⑤	4	④	3	4	③	4	33	69	140

Zach Johnson -2

Course	DD1	DD2	FH	GIR	SH	SS	PT	Strokes Gained Statistics						TOT							
	OTT	APR	ARG	T2G	PUT	TOT															
TS Round 1	278	268	7	13	2	2	30	-0.443	0.425	0.820	0.802	0.092	0.894								
TS Round 2	278	274	8	12	2	2	29	-1.170	-0.442	0.685	-0.928	0.210	-0.718								
TS Round 1	4	4	5	3	4	4	3	4	⑤	③	4	3	④	4	5	3	4	4	34	70	
TS Round 2	4	4	5	3	4	4	3	⑤	4	③	4	3	5	4	5	3	③	4	34	70	140

Justin Lower -2

Course	DD1	DD2	FH	GIR	SH	SS	PT	Strokes Gained Statistics						TOT				
	OTT	APR	ARG	T2G	PUT	TOT												
TS Round 1	305	277	8	15	1	0	34	1.083	0.298	-0.455	0.926	-1.032	-0.106					
TS Round 2	301	298	7	13	1	0	29	-0.006	1.355	0.990	2.338	-2.056	0.282					
TS Round 1	4	4	④	3	4	4	3	4	4	②	5	⑤	5	④	4	4	37	71

Strokes Gained Legend: OTT = Off the Tee APR = Approach the Green ARG = Around the Green T2G = Tee to Green PUT = Putting TOT = Total Strokes Gained





2024 WM Phoenix Open Second Round Top Players



Course	Hole	1	2	3	4	5	6	7	8	9	Out	10	11	12	13	14	15	16	17	18	In	Total		
TS TPC Scottsdale (Stadium)	Par	4	4	5	3	4	4	3	4	4	35	4	4	3	5	4	5	3	4	4	36	71		
TS	Round 2	4	5	5	2	4	3	3	5	4	35	4	4	3	5	4	4	4	3	3	3	34	69	140
Mark Hubbard												-2	Strokes Gained Statistics											
Course		DD1	DD2	FH	GIR	SH	SS	PT							OTT	APR	ARG	T2G	PUT	TOT				
TS	Round 1	293	290	8	14	1	0	29							-0.226	1.087	0.150	1.011	-0.117	0.894				
TS	Round 2	290	279	9	12	1	1	29							-1.386	0.645	-0.262	-1.004	0.286	-0.718				
TS	Round 1	4	4	5	3	4	3	3	5	5	34	5	5	3	4	4	4	3	4	4	36	70		
TS	Round 2	5	5	4	3	3	4	2	5	5	36	5	4	3	4	4	4	3	3	4	34	70	140	
Tyson Alexander												-2	Strokes Gained Statistics											
Course		DD1	DD2	FH	GIR	SH	SS	PT							OTT	APR	ARG	T2G	PUT	TOT				
TS	Round 1	316	265	10	10	0	0	29							-0.583	-2.296	-0.044	-2.923	1.817	-1.106				
TS	Round 2	301	277	8	14	0	0	31							-0.509	2.907	-0.325	2.072	-0.790	1.282				
TS	Round 1	3	5	4	3	4	4	3	4	4	34	4	6	4	4	4	5	3	4	4	38	72		
TS	Round 2	4	3	4	2	4	4	3	5	4	33	3	4	4	4	4	5	3	4	4	35	68	140	
Aaron Baddeley												-2	Strokes Gained Statistics											
Course		DD1	DD2	FH	GIR	SH	SS	PT							OTT	APR	ARG	T2G	PUT	TOT				
TS	Round 1	284	262	10	13	1	1	29							-0.168	-1.274	1.580	0.138	1.756	1.894				
TS	Round 2	284	263	3	12	1	0	28							-3.502	1.571	0.277	-1.655	-0.063	-1.718				
TS	Round 1	4	4	5	3	4	4	3	4	4	35	3	3	3	5	5	5	2	4	4	34	69		
TS	Round 2	4	3	4	3	6	4	4	4	4	36	4	4	3	5	4	4	3	4	4	35	71	140	
Alex Noren												-2	Strokes Gained Statistics											
Course		DD1	DD2	FH	GIR	SH	SS	PT							OTT	APR	ARG	T2G	PUT	TOT				
TS	Round 1	359	241	8	12	2	1	30							0.138	0.771	-0.196	0.713	1.181	1.894				
TS	Round 2	290	256	9	12	0	0	30							0.506	-2.462	0.128	-1.829	0.111	-1.718				

Strokes Gained Legend: OTT = Off the Tee APR = Approach the Green ARG = Around the Green T2G = Tee to Green PUT = Putting TOT = Total Strokes Gained



2024 WM Phoenix Open Second Round Top Players



Course	Hole	1	2	3	4	5	6	7	8	9	Out	10	11	12	13	14	15	16	17	18	In	Total	
TS	TPC Scottsdale (Stadium)	Par	4	4	5	3	4	4	3	4	4	35	4	4	3	5	4	5	3	4	4	36	71
TS	Round 1		5	4	4	3	4	4	3	3	4	34	4	4	3	4	5	2	4	4	35	69	
TS	Round 2		5	4	5	3	4	5	3	3	4	36	4	4	3	4	5	3	4	4	35	71	140
Brian Harman		-2																					
Course		DD1	DD2	FH	GIR	SH	SS	PT	Strokes Gained Statistics						OTT	APR	ARG	T2G	PUT	TOT			
TS	Round 1	318	264	10	9	2	1	26	-0.036	-2.474	0.764	-1.746	1.640	-0.106									
TS	Round 2	290	270	10	12	2	2	29	0.293	-1.099	0.178	-0.629	0.911	0.282									
TS	Round 1		3	4	4	3	4	4	4	4	4	35	4	3	5	4	5	2	5	3	36	71	
TS	Round 2		4	3	4	4	4	3	5	4	4	35	4	4	3	4	4	3	4	4	34	69	140
Tom Kim		-2																					
Course		DD1	DD2	FH	GIR	SH	SS	PT	Strokes Gained Statistics						OTT	APR	ARG	T2G	PUT	TOT			
TS	Round 1	289	238	8	9	3	2	30	-0.405	-2.241	-0.897	-3.543	0.437	-3.106									
TS	Round 2	297	276	7	14	0	0	29	0.435	1.823	0.600	2.857	0.425	3.282									
TS	Round 1		4	5	4	4	4	3	5	4	37	5	4	2	5	5	3	4	4	37	74		
TS	Round 2		3	4	4	3	5	4	3	4	34	4	4	3	4	3	4	3	3	4	32	66	140
Sungjae Im		-2																					
Course		DD1	DD2	FH	GIR	SH	SS	PT	Strokes Gained Statistics						OTT	APR	ARG	T2G	PUT	TOT			
TS	Round 1	303	266	6	10	3	2	28	-0.059	-0.808	1.547	0.680	0.214	0.894									
TS	Round 2	331	280	8	13	2	1	31	0.538	0.039	-0.225	0.351	-1.069	-0.718									
TS	Round 1		3	3	5	3	4	4	3	4	33	4	4	3	5	5	3	4	4	37	70		
TS	Round 2		4	4	4	4	4	3	5	4	35	4	4	3	5	4	3	3	4	35	70	140	
Tom Hoge		-2																					
Course		DD1	DD2	FH	GIR	SH	SS	PT	Strokes Gained Statistics						OTT	APR	ARG	T2G	PUT	TOT			
TS	Round 1	322	233	7	11	0	0	29	-0.674	1.322	-0.776	-0.128	1.022	0.894									
TS	Round 2	289	279	9	13	0	0	30	0.825	0.134	-1.095	-0.137	-0.581	-0.718									

Strokes Gained Legend: OTT = Off the Tee APR = Approach the Green ARG = Around the Green T2G = Tee to Green PUT = Putting TOT = Total Strokes Gained



2024 WM Phoenix Open
Second Round Top Players



Course	Hole	1	2	3	4	5	6	7	8	9	Out	10	11	12	13	14	15	16	17	18	In	Total
TS TPC Scottsdale (Stadium)	Par	4	4	5	3	4	4	3	4	4	35	4	4	3	5	4	5	3	4	4	36	71

TS	Round 1	4	4	④	3	⑤	4	②	③	⑤	34	4	4	3	5	4	5	3	4	4	36	70	
TS	Round 2	4	③	④	④	4	4	3	4	⑤	35	⑤	4	3	④	4	5	3	③	4	35	70	140

Garrick Higgo -2

Course	DD1	DD2	FH	GIR	SH	SS	PT	Strokes Gained Statistics						OTT	APR	ARG	T2G	PUT	TOT			
TS Round 1	300	274	5	9	2	1	29	-1.938	-1.849	0.840	-2.947	0.841	-2.106									
TS Round 2	292	277	9	11	0	0	26	0.645	0.765	0.222	1.631	0.651	2.282									
TS Round 1	4	4	④	3	4	⑤	3	4	⑥	37	⑤	③	④	④	4	⑥	3	③	4	36	73	
TS Round 2	③	4	5	②	4	4	3	4	4	33	4	4	3	⑥	③	④	3	③	4	34	67	140

Denny McCarthy -2

Course	DD1	DD2	FH	GIR	SH	SS	PT	Strokes Gained Statistics						OTT	APR	ARG	T2G	PUT	TOT			
TS Round 1	304	264	6	10	1	1	29	-1.411	-0.896	1.781	-0.526	-0.580	-1.106									
TS Round 2	276	287	9	14	1	1	30	0.435	0.480	0.115	1.029	0.253	1.282									
TS Round 1	4	⑤	④	②	⑥	4	3	4	⑤	37	4	4	3	④	⑤	5	3	③	4	35	72	
TS Round 2	4	4	④	②	4	4	3	4	③	32	4	4	3	④	4	④	④	4	⑤	36	68	140

Kevin Chappell -2

Course	DD1	DD2	FH	GIR	SH	SS	PT	Strokes Gained Statistics						OTT	APR	ARG	T2G	PUT	TOT			
TS Round 1	321	278	6	13	0	0	32	-0.119	-1.011	-0.088	-1.218	0.112	-1.106									
TS Round 2	303	294	6	11	1	1	27	-0.036	-2.610	0.029	-2.618	3.900	1.282									
TS Round 1	4	4	④	3	⑤	4	3	4	4	35	4	⑤	④	④	4	5	3	4	4	37	72	
TS Round 2	4	4	④	②	4	4	3	⑤	③	33	4	4	3	5	4	5	3	③	4	35	68	140

Cut Sam Ryder -1

Course	DD1	DD2	FH	GIR	SH	SS	PT	Strokes Gained Statistics						OTT	APR	ARG	T2G	PUT	TOT	
TS Round 1	292	285	7	14	2	1	31	0.274	2.419	0.132	2.825	-0.931	1.894							

Strokes Gained Legend: OTT = Off the Tee APR = Approach the Green ARG = Around the Green T2G = Tee to Green PUT = Putting TOT = Total Strokes Gained





2024 WM Phoenix Open
Second Round Top Players



Course	Hole	1	2	3	4	5	6	7	8	9	Out	10	11	12	13	14	15	16	17	18	In	Total	
TS TPC Scottsdale (Stadium)	Par	4	4	5	3	4	4	3	4	4	35	4	4	3	5	4	5	3	4	4	36	71	
TS	Round 2	277	278	10	13	1	1	31				-0.651	-0.756	-0.469	-1.877	-0.841	-2.718						
TS	Round 1	4	4	④	3	4	4	3	4	4	34	4	4	3	5	4	5	②	4	4	35	69	
TS	Round 2	4	4	④	④	⑤	4	3	4	4	36	4	4	3	5	4	⑥	④	③	③	36	72	141
Cut Will Gordon		-1										Strokes Gained Statistics											
Course		DD1	DD2	FH	GIR	SH	SS	PT	OTT	APR	ARG	T2G	PUT	TOT									
TS	Round 1	293	293	6	17	1	0	34	0.631	2.806	-0.484	2.953	-2.059	0.894									
TS	Round 2	303	306	6	13	0	0	29	-1.512	-0.644	0.041	-2.116	0.398	-1.718									
TS	Round 1	4	⑤	④	3	⑤	③	3	4	4	35	4	4	3	5	4	5	②	4	4	35	70	
TS	Round 2	4	4	④	④	③	4	3	4	4	34	4	4	3	④	4	⑧	②	4	4	37	71	141
Cut Stewart Cink		-1										Strokes Gained Statistics											
Course		DD1	DD2	FH	GIR	SH	SS	PT	OTT	APR	ARG	T2G	PUT	TOT									
TS	Round 1	332	279	10	16	1	0	35	0.207	2.386	-0.871	1.722	-1.828	-0.106									
TS	Round 2	290	315	8	11	2	2	28	-1.820	-1.174	0.380	-2.615	1.897	-0.718									
TS	Round 1	4	4	④	3	③	4	⑤	4	4	35	4	4	3	④	4	5	3	⑤	4	36	71	
TS	Round 2	4	③	5	3	⑤	③	3	4	4	34	4	⑥	②	④	4	5	3	③	⑤	36	70	141
Cut J.T. Poston		-1										Strokes Gained Statistics											
Course		DD1	DD2	FH	GIR	SH	SS	PT	OTT	APR	ARG	T2G	PUT	TOT									
TS	Round 1	294	300	8	13	2	2	29	0.685	-1.581	0.183	-0.713	1.607	0.894									
TS	Round 2	282	308	10	15	0	0	35	1.035	2.634	-0.690	2.978	-4.696	-1.718									
TS	Round 1	4	⑤	⑥	3	4	③	④	4	4	37	③	4	3	④	4	5	3	③	4	33	70	
TS	Round 2	⑤	4	③	④	4	4	3	⑤	4	36	4	⑤	④	④	4	④	3	③	4	35	71	141
Cut Camilo Villegas		-1										Strokes Gained Statistics											
Course		DD1	DD2	FH	GIR	SH	SS	PT	OTT	APR	ARG	T2G	PUT	TOT									

Strokes Gained Legend: OTT = Off the Tee APR = Approach the Green ARG = Around the Green T2G = Tee to Green PUT = Putting TOT = Total Strokes Gained



2024 WM Phoenix Open Second Round Top Players



Course	Hole	1	2	3	4	5	6	7	8	9	Out	10	11	12	13	14	15	16	17	18	In	Total	
TS TPC Scottsdale (Stadium)	Par	4	4	5	3	4	4	3	4	4	35	4	4	3	5	4	5	3	4	4	36	71	
TS	Round 1	301	300	3	13	1	0	30				-1.367	-0.072	0.563	-0.876	1.770	0.894						
TS	Round 2	299	274	8	12	3	2	31				-0.041	-0.357	0.359	-0.040	-1.678	-1.718						
TS	Round 1		4	4	6	3	4	4	4	4	37	4	4	2	4	4	5	2	4	4	33	70	
TS	Round 2		4	5	5	3	5	3	2	4	36	4	3	3	4	5	5	4	3	4	35	71	141
Cut Cameron Champ		-1										Strokes Gained Statistics											
Course		DD1	DD2	FH	GIR	SH	SS	PT				OTT	APR	ARG	T2G	PUT	TOT						
TS	Round 1	335	316	9	15	0	0	32				0.500	0.344	-0.566	0.278	0.616	0.894						
TS	Round 2	318	276	9	12	2	1	31				0.995	-1.906	0.071	-0.841	-0.877	-1.718						
TS	Round 1		4	4	3	3	4	4	3	4	34	4	4	3	6	4	5	3	4	3	36	70	
TS	Round 2		4	5	5	3	4	4	3	4	36	5	4	3	4	4	4	3	4	4	35	71	141
Cut Ryan Moore		-1										Strokes Gained Statistics											
Course		DD1	DD2	FH	GIR	SH	SS	PT				OTT	APR	ARG	T2G	PUT	TOT						
TS	Round 1	301	262	9	15	2	0	34				0.132	1.107	-1.232	0.007	-1.113	-1.106						
TS	Round 2	255	276	9	11	4	2	27				-0.655	-2.354	1.411	-1.599	1.881	0.282						
TS	Round 1		5	4	4	3	4	3	4	4	35	4	4	4	4	4	5	3	4	5	37	72	
TS	Round 2		4	4	5	3	4	3	3	5	35	4	3	2	4	4	6	4	3	4	34	69	141
Cut Luke Donald		-1										Strokes Gained Statistics											
Course		DD1	DD2	FH	GIR	SH	SS	PT				OTT	APR	ARG	T2G	PUT	TOT						
TS	Round 1	320	240	7	11	1	1	27				-0.846	-1.431	1.227	-1.050	1.944	0.894						
TS	Round 2	291	260	8	12	0	0	29				-0.508	-0.734	-0.594	-1.837	0.119	-1.718						
TS	Round 1		3	4	6	3	4	4	3	4	35	4	4	4	3	5	5	3	4	3	35	70	
TS	Round 2		5	4	5	3	4	4	3	4	37	4	4	2	4	4	5	4	3	4	34	71	141

Strokes Gained Legend: OTT = Off the Tee APR = Approach the Green ARG = Around the Green T2G = Tee to Green PUT = Putting TOT = Total Strokes Gained





2024 WM Phoenix Open Second Round Top Players



Course	Hole	1	2	3	4	5	6	7	8	9	Out	10	11	12	13	14	15	16	17	18	In	Total		
TS TPC Scottsdale (Stadium)	Par	4	4	5	3	4	4	3	4	4	35	4	4	3	5	4	5	3	4	4	36	71		
Cut Erik van Rooyen		-1										Strokes Gained Statistics												
Course		DD1	DD2	FH	GIR	SH	SS	PT				OTT	APR	ARG	T2G	PUT	TOT							
TS	Round 1	355	272	8	12	1	1	30				-1.268	0.131	0.399	-0.738	-0.368	-1.106							
TS	Round 2	277	270	7	14	1	1	30				-0.135	0.876	-0.375	0.365	-0.083	0.282							
TS	Round 1		5	5	4	3	4	4	3	5	4	3	4	4	5	2	5	4			35	72		
TS	Round 2		4	4	5	3	4	4	3	4	4	4	3	4	4	3	4	5			34	69	141	
Cut Adam Svensson		-1										Strokes Gained Statistics												
Course		DD1	DD2	FH	GIR	SH	SS	PT				OTT	APR	ARG	T2G	PUT	TOT							
TS	Round 1	326	258	10	13	1	1	33				0.655	-0.366	-0.500	-0.211	0.105	-0.106							
TS	Round 2	297	298	12	14	1	0	31				1.363	-0.310	-0.716	0.336	-1.054	-0.718							
TS	Round 1		4	4	5	3	5	4	3	4	4	4	3	4	6	3	4	4			35	71		
TS	Round 2		4	4	5	3	4	4	3	4	4	4	4	3	5	4	5	3	3	4	35	70	141	
Cut Ryo Hisatsune		-1										Strokes Gained Statistics												
Course		DD1	DD2	FH	GIR	SH	SS	PT				OTT	APR	ARG	T2G	PUT	TOT							
TS	Round 1	344	246	7	13	0	0	32				-0.579	-0.442	-0.097	-1.118	-0.988	-2.106							
TS	Round 2	297	294	11	13	2	2	29				1.000	-0.504	2.371	2.866	-1.584	1.282							
TS	Round 1		4	3	5	3	3	4	3	5	5	5	6	3	5	4	4	4			38	73		
TS	Round 2		4	4	5	3	4	4	2	5	3	4	4	3	4	4	4	4	3	4	34	68	141	
Cut Luke List		-1										Strokes Gained Statistics												
Course		DD1	DD2	FH	GIR	SH	SS	PT				OTT	APR	ARG	T2G	PUT	TOT							
TS	Round 1	328	278	9	10	3	0	27				0.914	-1.354	-2.017	-2.457	1.351	-1.106							
TS	Round 2	288	292	9	14	0	0	30				0.705	-0.395	-0.597	-0.288	0.570	0.282							
TS	Round 1		4	4	5	3	4	4	2	5	7	4	4	3	4	4	3	3	5			34	72	
TS	Round 2		4	4	5	3	4	4	3	4	4	3	4	3	5	3	4	4	3	4	5	34	69	141

Strokes Gained Legend: OTT = Off the Tee APR = Approach the Green ARG = Around the Green T2G = Tee to Green PUT = Putting TOT = Total Strokes Gained



2024 WM Phoenix Open Second Round Top Players



Course	Hole	1	2	3	4	5	6	7	8	9	Out	10	11	12	13	14	15	16	17	18	In	Total
TS TPC Scottsdale (Stadium)	Par	4	4	5	3	4	4	3	4	4	35	4	4	3	5	4	5	3	4	4	36	71

Cut Andrew Putnam -1

Course		DD1	DD2	FH	GIR	SH	SS	PT	Strokes Gained Statistics						TOT		
		OTT	APR	ARG	T2G	PUT							TOT				
TS	Round 1	301	243	10	11	1	0	32	-0.102	-1.503	-0.027	-1.632	-0.474	-2.106			
TS	Round 2	270	269	10	15	2	2	30	-0.673	0.824	-0.658	-0.508	1.790	1.282			
TS	Round 1	4	5	4	3	4	3	4	3	4	5	4	5	4	36	73	
TS	Round 2	4	4	3	3	4	3	4	4	4	3	4	4	4	34	68	141

Cut Aaron Rai -1

Course		DD1	DD2	FH	GIR	SH	SS	PT	Strokes Gained Statistics						TOT	
		OTT	APR	ARG	T2G	PUT							TOT			
TS	Round 1	304	253	7	14	0	0	33	-1.434	-2.682	-0.219	-4.335	-0.771	-5.106		
TS	Round 2	293	289	12	15	0	0	28	1.030	2.227	0.389	3.645	0.637	4.282		
TS	Round 1	4	4	2	2	4	3	4	4	4	3	4	4	40	76	
TS	Round 2	3	4	3	3	4	3	4	4	4	5	3	4	33	65	141

Cut Dylan Wu -1

Course		DD1	DD2	FH	GIR	SH	SS	PT	Strokes Gained Statistics						TOT		
		OTT	APR	ARG	T2G	PUT							TOT				
TS	Round 1	283	280	5	9	1	0	32	-0.961	-1.898	-0.928	-3.787	-1.319	-5.106			
TS	Round 2	292	283	11	14	1	0	28	0.655	1.966	1.123	3.743	0.539	4.282			
TS	Round 1	4	4	2	4	3	3	4	4	4	5	3	4	4	39	76	
TS	Round 2	4	4	4	4	2	4	4	4	4	4	2	4	4	31	65	141

Cut Brandon Wu E

Course		DD1	DD2	FH	GIR	SH	SS	PT	Strokes Gained Statistics						TOT	
		OTT	APR	ARG	T2G	PUT							TOT			
TS	Round 1	348	275	8	13	2	1	33	-2.318	1.186	-0.689	-1.821	-0.285	-2.106		
TS	Round 2	301	283	7	16	0	0	33	-0.644	1.372	-0.112	0.615	-0.333	0.282		
TS	Round 1	4	4	3	4	4	4	4	4	3	5	3	4	4	38	73

Strokes Gained Legend: OTT = Off the Tee APR = Approach the Green ARG = Around the Green T2G = Tee to Green PUT = Putting TOT = Total Strokes Gained



2024 WM Phoenix Open Second Round Top Players



Course	Hole	1	2	3	4	5	6	7	8	9	Out	10	11	12	13	14	15	16	17	18	In	Total
TS TPC Scottsdale (Stadium)	Par	4	4	5	3	4	4	3	4	4	35	4	4	3	5	4	5	3	4	4	36	71

TS Round 2 4 5 4 3 4 4 3 4 4 **35** 4 4 3 4 4 4 3 4 4 **34** **69** **142**

Cut Ben Martin

E

Strokes Gained Statistics

Course	DD1	DD2	FH	GIR	SH	SS	PT	OTT	APR	ARG	T2G	PUT	TOT
TS Round 1	306	280	9	12	0	0	29	-0.643	1.070	1.450	1.877	0.017	1.894
TS Round 2	291	297	8	11	3	1	31	-0.432	-0.385	-1.859	-2.677	-1.041	-3.718

TS Round 1 4 4 3 3 5 4 3 4 4 **34** 4 4 3 4 4 5 3 4 4 **35** **69**

TS Round 2 4 5 5 3 5 4 3 3 4 **36** 3 4 3 6 4 5 3 5 4 **37** **73** **142**

Cut K.H. Lee

E

Strokes Gained Statistics

Course	DD1	DD2	FH	GIR	SH	SS	PT	OTT	APR	ARG	T2G	PUT	TOT
TS Round 1	301	272	8	9	1	0	30	-0.405	-1.366	-0.861	-2.632	-0.474	-3.106
TS Round 2	300	298	9	12	3	1	27	-0.268	0.549	-0.222	0.058	1.224	1.282

TS Round 1 3 5 5 3 3 4 4 4 4 **35** 4 4 5 5 5 4 2 5 5 **39** **74**

TS Round 2 4 3 5 3 3 4 3 4 5 **34** 3 4 3 5 3 5 3 4 4 **34** **68** **142**

Cut Chad Ramey

E

Strokes Gained Statistics

Course	DD1	DD2	FH	GIR	SH	SS	PT	OTT	APR	ARG	T2G	PUT	TOT
TS Round 1	280	296	6	10	4	3	28	-0.111	-2.028	-0.157	-2.296	2.190	-0.106
TS Round 2	270	313	9	13	3	0	28	0.284	0.001	-2.505	-2.221	0.503	-1.718

TS Round 1 4 4 5 3 4 4 3 3 4 **34** 4 4 3 6 4 6 3 3 4 **37** **71**

TS Round 2 4 4 5 2 4 4 4 5 4 **36** 4 4 3 5 3 4 3 3 6 **35** **71** **142**

Cut Scott Stallings

E

Strokes Gained Statistics

Course	DD1	DD2	FH	GIR	SH	SS	PT	OTT	APR	ARG	T2G	PUT	TOT
TS Round 1	288	315	6	15	1	0	30	-2.515	1.034	2.501	1.020	-0.126	0.894
TS Round 2	282	283	7	14	1	0	32	-0.146	-1.445	0.707	-0.885	-1.833	-2.718

Strokes Gained Legend: OTT = Off the Tee APR = Approach the Green ARG = Around the Green T2G = Tee to Green PUT = Putting TOT = Total Strokes Gained





2024 WM Phoenix Open Second Round Top Players



Course	Hole	1	2	3	4	5	6	7	8	9	Out	10	11	12	13	14	15	16	17	18	In	Total	
TS	TPC Scottsdale (Stadium)	4	4	5	3	4	4	3	4	4	35	4	4	3	5	4	5	3	4	4	36	71	
TS	Round 1	4	③	5	3	4	4	3	4	⑤	35	③	4	④	④	4	5	3	4	4	35	70	
TS	Round 2	4	⑥	③	3	4	4	3	4	4	35	4	4	3	5	4	5	④	4	4	37	72	142
Cut Michael Kim		E										Strokes Gained Statistics											
Course		DD1	DD2	FH	GIR	SH	SS	PT	OTT	APR	ARG	T2G	PUT	TOT									
TS	Round 1	298	295	9	14	1	0	33	1.032	0.605	-1.079	0.558	-0.664	-0.106									
TS	Round 2	227	290	7	13	2	0	31	0.210	0.251	-1.988	-1.528	-0.190	-1.718									
TS	Round 1	⑤	4	④	3	4	4	④	⑤	4	37	③	⑤	④	④	4	④	3	③	4	34	71	
TS	Round 2	4	③	④	3	4	4	3	⑤	4	34	4	⑥	3	④	4	④	3	4	⑤	37	71	142
Cut Kevin Yu		E										Strokes Gained Statistics											
Course		DD1	DD2	FH	GIR	SH	SS	PT	OTT	APR	ARG	T2G	PUT	TOT									
TS	Round 1	335	287	10	13	2	0	29	0.207	0.497	-1.212	-0.508	2.402	1.894									
TS	Round 2	308	300	9	13	1	1	33	0.667	-1.492	-1.936	-2.762	-0.956	-3.718									
TS	Round 1	③	4	④	3	4	4	3	4	4	33	4	③	④	5	4	④	②	⑤	⑤	36	69	
TS	Round 2	③	4	④	3	4	⑥	④	⑥	4	38	⑤	4	3	5	4	④	3	③	4	35	73	142
Cut Robert MacIntyre		E										Strokes Gained Statistics											
Course		DD1	DD2	FH	GIR	SH	SS	PT	OTT	APR	ARG	T2G	PUT	TOT									
TS	Round 1	323	280	7	12	2	1	32	0.153	-0.747	0.849	0.255	-2.361	-2.106									
TS	Round 2	292	272	10	14	0	0	31	0.983	0.595	0.031	1.608	-1.326	0.282									
TS	Round 1	4	⑤	④	3	③	4	④	⑤	⑤	37	4	4	3	5	③	5	④	4	4	36	73	
TS	Round 2	4	4	③	3	4	4	④	4	4	34	4	4	3	④	4	5	3	4	4	35	69	142
Cut Max Homa		E										Strokes Gained Statistics											
Course		DD1	DD2	FH	GIR	SH	SS	PT	OTT	APR	ARG	T2G	PUT	TOT									
TS	Round 1	330	277	4	13	0	0	32	-1.402	0.234	-0.407	-1.575	-0.531	-2.106									
TS	Round 2	299	281	6	12	0	0	29	-1.116	-0.293	1.351	-0.059	0.341	0.282									

Strokes Gained Legend: OTT = Off the Tee APR = Approach the Green ARG = Around the Green T2G = Tee to Green PUT = Putting TOT = Total Strokes Gained



2024 WM Phoenix Open
Second Round Top Players



Course	Hole	1	2	3	4	5	6	7	8	9	Out	10	11	12	13	14	15	16	17	18	In	Total
TS TPC Scottsdale (Stadium)	Par	4	4	5	3	4	4	3	4	4	35	4	4	3	5	4	5	3	4	4	36	71

TS	Round 1	4	5	5	3	5	4	3	4	4	37	4	3	3	5	4	5	3	4	5	36	73	
TS	Round 2	4	4	4	3	4	4	3	4	4	34	4	4	3	5	4	4	3	4	4	35	69	142

Cut J.J. Spaun

E

Strokes Gained Statistics

Course	DD1	DD2	FH	GIR	SH	SS	PT	OTT	APR	ARG	T2G	PUT	TOT							
TS Round 1	331	245	6	9	2	0	29	-0.169	-0.837	-0.354	-1.360	-1.746	-3.106							
TS Round 2	282	258	9	14	0	0	30	-0.925	2.940	-0.111	1.903	-0.621	1.282							
TS Round 1		3	3	5	4	4	3	4	5	35	4	5	4	5	39	74				
TS Round 2		3	4	4	3	4	4	2	5	3	32	4	4	3	5	4	4	36	68	142

Cut Peter Malnati

+1

Strokes Gained Statistics

Course	DD1	DD2	FH	GIR	SH	SS	PT	OTT	APR	ARG	T2G	PUT	TOT						
TS Round 1	305	271	4	15	1	0	34	-0.303	1.472	0.014	1.183	-1.289	-0.106						
TS Round 2	281	341	5	9	4	2	28	-1.371	-1.034	-1.026	-3.432	0.714	-2.718						
TS Round 1		4	4	5	3	4	3	4	4	35	4	4	4	36	71				
TS Round 2		4	4	4	3	4	4	4	4	5	36	5	4	3	5	4	36	72	143

Cut Chesson Hadley

+1

Strokes Gained Statistics

Course	DD1	DD2	FH	GIR	SH	SS	PT	OTT	APR	ARG	T2G	PUT	TOT										
TS Round 1	308	275	4	14	0	0	34	-1.310	0.711	-2.156	-2.755	0.649	-2.106										
TS Round 2	297	271	8	11	2	2	26	-1.307	-1.599	-0.734	-3.641	2.923	-0.718										
TS Round 1		4	4	6	3	4	4	4	4	37	4	4	3	5	4	5	2	5	4	36	73		
TS Round 2		4	4	4	3	4	4	3	4	3	33	4	4	3	5	3	4	3	5	6	37	70	143

Cut Troy Merritt

+1

Strokes Gained Statistics

Course	DD1	DD2	FH	GIR	SH	SS	PT	OTT	APR	ARG	T2G	PUT	TOT
TS Round 1	280	291	9	16	0	0	32	-0.012	0.744	1.111	1.843	0.051	1.894

Strokes Gained Legend: OTT = Off the Tee APR = Approach the Green ARG = Around the Green T2G = Tee to Green PUT = Putting TOT = Total Strokes Gained





2024 WM Phoenix Open
Second Round Top Players



Course	Hole	1	2	3	4	5	6	7	8	9	Out	10	11	12	13	14	15	16	17	18	In	Total	
TS TPC Scottsdale (Stadium)	Par	4	4	5	3	4	4	3	4	4	35	4	4	3	5	4	5	3	4	4	36	71	
TS	Round 2	293	275	5	10	2	1	28				-2.429	-1.660	-2.426	-6.516	1.798						-4.718	
TS	Round 1	4	4	5	3	③	4	②	4	⑤	34	③	4	3	⑥	4	④	3	4	4	35	69	
TS	Round 2	4	4	④	④	4	4	3	4	4	35	4	4	④	5	4	④	3	⑦	4	39	74	143
Cut Alexander Björk		+1																					
Course		DD1	DD2	FH	GIR	SH	SS	PT	Strokes Gained Statistics						OTT	APR	ARG	T2G	PUT	TOT			
TS	Round 1	286	263	10	12	2	1	27	-0.382	2.521	-1.416	0.723	2.171	2.894									
TS	Round 2	287	285	10	12	3	0	32	-0.489	-1.801	-2.035	-4.326	-1.392	-5.718									
TS	Round 1	③	4	④	②	⑤	4	3	4	③	32	⑤	4	3	5	4	5	3	③	4	36	68	
TS	Round 2	4	4	5	3	4	4	⑥	⑤	4	39	4	4	3	5	4	5	3	4	4	36	75	143
Cut Nate Lashley		+1																					
Course		DD1	DD2	FH	GIR	SH	SS	PT	Strokes Gained Statistics						OTT	APR	ARG	T2G	PUT	TOT			
TS	Round 1	317	289	10	14	2	1	33	0.471	-1.247	-0.580	-1.356	1.250	-0.106									
TS	Round 2	292	274	9	11	0	0	30	-0.084	-1.217	0.833	-0.469	-2.249	-2.718									
TS	Round 1	⑤	4	④	④	4	4	3	4	4	36	4	4	3	④	③	⑥	3	4	4	35	71	
TS	Round 2	4	4	5	④	4	4	3	4	4	36	4	⑤	②	④	③	5	④	4	⑤	36	72	143
Cut Victor Perez		+1																					
Course		DD1	DD2	FH	GIR	SH	SS	PT	Strokes Gained Statistics						OTT	APR	ARG	T2G	PUT	TOT			
TS	Round 1	329	259	11	14	0	0	36	0.145	0.401	-0.024	0.522	-3.628	-3.106									
TS	Round 2	299	306	7	15	0	0	32	0.130	0.658	-0.814	-0.027	0.309	0.282									
TS	Round 1	4	4	④	3	⑤	4	④	4	⑤	37	4	4	3	④	⑤	5	3	⑤	4	37	74	
TS	Round 2	4	4	④	3	③	4	3	4	4	33	4	4	3	④	4	5	④	4	4	36	69	143
Cut Chris Gotterup		+1																					
Course		DD1	DD2	FH	GIR	SH	SS	PT	Strokes Gained Statistics						OTT	APR	ARG	T2G	PUT	TOT			

Strokes Gained Legend: OTT = Off the Tee APR = Approach the Green ARG = Around the Green T2G = Tee to Green PUT = Putting TOT = Total Strokes Gained



2024 WM Phoenix Open Second Round Top Players



Course	Hole	1	2	3	4	5	6	7	8	9	Out	10	11	12	13	14	15	16	17	18	In	Total
TS TPC Scottsdale (Stadium)	Par	4	4	5	3	4	4	3	4	4	35	4	4	3	5	4	5	3	4	4	36	71

TS	Round 1	336	256	5	10	4	2	28				-0.144	-1.611	0.053	-1.702	2.596	0.894							
TS	Round 2	329	326	7	13	2	2	32				0.652	-1.338	-0.682	-1.369	-2.349	-3.718							
TS	Round 1		4	4	④	②	⑤	③	3	4	4	33	4	4	3	5	4	5	④	4	4	37	70	
TS	Round 2		4	4	5	②	⑤	⑥	3	4	③	36	4	⑤	3	5	4	5	3	③	⑤	37	73	143

Cut Greyson Sigg +2

Course	DD1	DD2	FH	GIR	SH	SS	PT	Strokes Gained Statistics						TOT									
								OTT	APR	ARG	T2G	PUT											
TS Round 1	350	257	9	9	2	1	29	0.584	-0.731	-1.406	-1.553	-0.553	-2.106										
TS Round 2	290	285	11	16	1	0	34	0.339	0.136	0.016	0.490	-2.208	-1.718										
TS Round 1		4	4	④	3	4	4	④	4	⑤	36	4	4	②	5	⑤	5	④	4	4	37	73	
TS Round 2		4	4	5	3	4	4	3	⑤	4	36	4	4	3	5	4	5	3	③	4	35	71	144

Cut Lee Hodges +2

Course	DD1	DD2	FH	GIR	SH	SS	PT	Strokes Gained Statistics						TOT									
								OTT	APR	ARG	T2G	PUT											
TS Round 1	289	234	7	11	1	1	28	-0.685	0.472	0.087	-0.126	0.020	-0.106										
TS Round 2	301	294	9	13	2	2	32	-1.285	-1.301	-1.102	-3.689	-0.029	-3.718										
TS Round 1		4	4	5	3	4	4	3	4	③	34	4	⑤	3	⑥	4	④	3	4	4	37	71	
TS Round 2		⑤	4	⑥	④	③	③	3	4	4	36	4	⑤	3	④	4	5	④	4	4	37	73	144

Cut Austin Eckroat +2

Course	DD1	DD2	FH	GIR	SH	SS	PT	Strokes Gained Statistics						TOT									
								OTT	APR	ARG	T2G	PUT											
TS Round 1	303	276	9	11	5	4	31	0.495	-0.707	0.864	0.652	-0.758	-0.106										
TS Round 2	293	274	11	10	0	0	31	0.141	-1.949	0.170	-1.639	-2.079	-3.718										
TS Round 1		4	4	④	④	4	4	3	4	⑤	36	4	⑤	3	5	4	④	②	4	4	35	71	
TS Round 2		4	⑤	⑥	3	4	4	3	4	4	37	4	4	3	5	⑤	5	3	③	4	36	73	144

Strokes Gained Legend: OTT = Off the Tee APR = Approach the Green ARG = Around the Green T2G = Tee to Green PUT = Putting TOT = Total Strokes Gained



2024 WM Phoenix Open Second Round Top Players



Course	Hole	1	2	3	4	5	6	7	8	9	Out	10	11	12	13	14	15	16	17	18	In	Total					
TS TPC Scottsdale (Stadium)	Par	4	4	5	3	4	4	3	4	4	35	4	4	3	5	4	5	3	4	4	36	71					
<hr/>																											
Cut Ben Kohles		+2																									
Course		DD1	DD2	FH	GIR	SH	SS	PT	Strokes Gained Statistics																		
									OTT	APR	ARG	T2G	PUT	TOT													
TS	Round 1	288	241	6	10	4	2	31	-1.930	-0.782	-0.507	-3.219	-0.887	-4.106													
TS	Round 2	274	281	9	12	1	1	29	0.453	-2.212	-0.902	-2.662	2.944	0.282													
TS	Round 1		5	5	4	3	4	4	3	4	5	3	4	4	37	5	4	3	5	5	3	4	4	38	75		
TS	Round 2		4	4	6	2	4	4	3	5	4	3	3	5	36	3	3	3	4	4	3	3	5	33	69	144	
<hr/>																											
Cut Chez Reavie		+3																									
Course		DD1	DD2	FH	GIR	SH	SS	PT	Strokes Gained Statistics																		
									OTT	APR	ARG	T2G	PUT	TOT													
TS	Round 1	282	239	8	14	1	1	33	-1.608	3.585	0.249	2.226	-3.332	-1.106													
TS	Round 2	275	270	7	12	1	1	30	-1.848	-0.753	0.508	-2.094	-1.624	-3.718													
TS	Round 1		4	4	5	3	4	4	4	4	4	3	5	5	36	4	4	3	5	4	3	4	4	36	72		
TS	Round 2		5	3	6	3	4	4	3	4	5	3	5	4	37	3	5	3	4	4	3	5	4	36	73	145	
<hr/>																											
Cut Callum Tarren		+3																									
Course		DD1	DD2	FH	GIR	SH	SS	PT	Strokes Gained Statistics																		
									OTT	APR	ARG	T2G	PUT	TOT													
TS	Round 1	337	268	3	7	2	1	32	-2.488	-0.543	-0.086	-3.117	-1.989	-5.106													
TS	Round 2	311	289	8	9	1	1	26	0.150	-1.102	1.552	0.599	-0.317	0.282													
TS	Round 1		4	5	4	2	4	5	4	5	4	5	4	5	37	5	5	3	5	4	4	3	5	39	76		
TS	Round 2		4	3	4	3	4	4	3	4	4	4	2	3	33	4	6	2	3	4	4	3	4	4	36	69	145
<hr/>																											
Cut Vincent Norrman		+3																									
Course		DD1	DD2	FH	GIR	SH	SS	PT	Strokes Gained Statistics																		
									OTT	APR	ARG	T2G	PUT	TOT													
TS	Round 1	356	278	6	15	0	0	37	0.324	-0.343	-1.345	-1.364	-2.742	-4.106													
TS	Round 2	275	284	9	15	1	1	32	1.002	1.366	0.401	2.768	-3.486	-0.718													
TS	Round 1		4	4	5	3	5	4	4	4	3	4	5	36	5	3	4	5	5	3	4	5	3	4	39	75	
TS	Round 2		5	4	4	3	4	4	3	4	4	4	4	35	4	4	4	4	5	3	3	4	4	3	35	70	145

Strokes Gained Legend: OTT = Off the Tee APR = Approach the Green ARG = Around the Green T2G = Tee to Green PUT = Putting TOT = Total Strokes Gained



2024 WM Phoenix Open Second Round Top Players



Course	Hole	1	2	3	4	5	6	7	8	9	Out	10	11	12	13	14	15	16	17	18	In	Total
TS TPC Scottsdale (Stadium)	Par	4	4	5	3	4	4	3	4	4	35	4	4	3	5	4	5	3	4	4	36	71

Cut Nico Echavarria +3

Course		DD1	DD2	FH	GIR	SH	SS	PT	Strokes Gained Statistics						TOT									
		OTT	APR	ARG	T2G	PUT							TOT											
TS	Round 1	333	238	10	9	2	2	30	0.765	-2.570	-2.112	-3.917	-1.189							-5.106				
TS	Round 2	307	273	7	13	1	1	28	0.172	0.106	-0.647	-0.370	0.652							0.282				
TS	Round 1		4	4	6	3	4	4	3	4	5	37	3	5	4	4	6	5	4	4	4	39	76	
TS	Round 2		3	4	4	3	4	4	3	4	4	33	3	6	3	4	6	3	3	4	4	36	69	145

Cut Lanto Griffin +3

Course		DD1	DD2	FH	GIR	SH	SS	PT	Strokes Gained Statistics						TOT									
		OTT	APR	ARG	T2G	PUT							TOT											
TS	Round 1	358	259	8	9	3	1	33	0.421	-3.400	0.073	-2.906	-2.200							-5.106				
TS	Round 2	301	287	8	12	0	0	29	-0.053	0.411	-0.629	-0.272	0.554							0.282				
TS	Round 1		4	5	5	3	5	5	3	4	4	38	5	4	3	5	4	5	2	5	5	38	76	
TS	Round 2		5	4	5	3	4	3	3	4	4	35	5	3	2	3	4	5	3	5	4	34	69	145

Cut Ben Taylor +3

Course		DD1	DD2	FH	GIR	SH	SS	PT	Strokes Gained Statistics						TOT									
		OTT	APR	ARG	T2G	PUT							TOT											
TS	Round 1	360	257	5	14	2	1	33	-0.653	1.072	-0.331	0.088	-1.194							-1.106				
TS	Round 2	297	266	7	11	3	2	32	-1.355	-0.227	0.494	-1.089	-2.629							-3.718				
TS	Round 1		4	5	4	3	4	4	3	4	4	35	4	4	3	5	5	4	4	3	37	72		
TS	Round 2		5	4	5	3	4	4	3	4	4	36	4	3	3	4	5	4	5	4	5	37	73	145

Cut Patton Kizzire +3

Course		DD1	DD2	FH	GIR	SH	SS	PT	Strokes Gained Statistics						TOT							
		OTT	APR	ARG	T2G	PUT							TOT									
TS	Round 1	314	263	8	11	1	0	31	0.323	-2.733	-2.491	-4.901	-0.205							-5.106		
TS	Round 2	320	288	8	11	2	2	28	0.175	-1.476	-0.679	-1.981	2.263							0.282		
TS	Round 1		4	4	4	3	4	4	3	5	5	36	4	4	7	4	6	3	4	4	40	76

Strokes Gained Legend: OTT = Off the Tee APR = Approach the Green ARG = Around the Green T2G = Tee to Green PUT = Putting TOT = Total Strokes Gained



2024 WM Phoenix Open Second Round Top Players



Course	Hole	1	2	3	4	5	6	7	8	9	Out	10	11	12	13	14	15	16	17	18	In	Total	
TS TPC Scottsdale (Stadium)	Par	4	4	5	3	4	4	3	4	4	35	4	4	3	5	4	5	3	4	4	36	71	
TS	Round 2	4	4	④	3	4	⑤	3	4	③	34	③	4	3	5	⑤	④	3	4	4	35	69	145
Cut J.B. Holmes												Strokes Gained Statistics											
		DD1	DD2	FH	GIR	SH	SS	PT							OTT	APR	ARG	T2G	PUT	TOT			
TS	Round 1	301	274	6	10	1	1	31							-1.217	-0.991	-1.367	-3.575	-1.531	-5.106			
TS	Round 2	269	297	10	16	0	0	33							0.717	0.139	0.130	0.985	-1.703	-0.718			
TS	Round 1	4	4	⑥	④	③	4	④	③	4	36	4	⑤	3	5	4	⑦	3	⑤	4	40	76	
TS	Round 2	③	⑤	5	3	⑤	4	3	4	4	36	4	③	②	5	4	5	3	4	4	34	70	146
Cut Kevin Stadler												Strokes Gained Statistics											
		DD1	DD2	FH	GIR	SH	SS	PT							OTT	APR	ARG	T2G	PUT	TOT			
TS	Round 1	283	278	9	13	1	1	32							0.281	0.388	0.653	1.322	-2.428	-1.106			
TS	Round 2	255	257	9	12	2	1	32							-0.352	-0.993	-1.100	-2.446	-2.272	-4.718			
TS	Round 1	⑤	4	5	3	4	4	3	4	③	35	4	4	3	⑥	4	5	3	③	⑤	37	72	
TS	Round 2	③	4	5	3	4	4	3	⑤	⑤	36	⑤	⑤	3	⑥	4	④	3	4	4	38	74	146
Cut David Lipsky												Strokes Gained Statistics											
		DD1	DD2	FH	GIR	SH	SS	PT							OTT	APR	ARG	T2G	PUT	TOT			
TS	Round 1	332	237	8	12	1	0	33							-0.512	0.782	-1.013	-0.743	-1.363	-2.106			
TS	Round 2	293	277	10	15	1	0	35							-0.042	0.577	-0.559	-0.025	-3.693	-3.718			
TS	Round 1	4	⑤	5	3	4	③	3	⑤	⑤	37	4	4	3	5	⑤	5	3	4	③	36	73	
TS	Round 2	4	4	5	②	⑤	4	3	⑤	⑤	37	4	4	3	④	4	5	④	4	4	36	73	146
Cut Matti Schmid												Strokes Gained Statistics											
		DD1	DD2	FH	GIR	SH	SS	PT							OTT	APR	ARG	T2G	PUT	TOT			
TS	Round 1	347	272	5	11	1	0	32							-2.869	0.314	-1.653	-4.208	0.102	-4.106			
TS	Round 2	302	272	8	10	0	0	28							0.470	-0.959	-1.139	-1.629	-0.089	-1.718			

Strokes Gained Legend: OTT = Off the Tee APR = Approach the Green ARG = Around the Green T2G = Tee to Green PUT = Putting TOT = Total Strokes Gained



2024 WM Phoenix Open Second Round Top Players



Course	Hole	1	2	3	4	5	6	7	8	9	Out	10	11	12	13	14	15	16	17	18	In	Total		
TS TPC Scottsdale (Stadium)	Par	4	4	5	3	4	4	3	4	4	35	4	4	3	5	4	5	3	4	4	36	71		
TS	Round 1	③	6	5	3	4	4	3	5	4	37	5	4	3	5	4	6	3	4	4	38	75		
TS	Round 2	③	4	5	3	5	③	3	4	4	34	5	4	3	5	5	③	4	4	4	37	71	146	
Cut Joseph Bramlett		+4										Strokes Gained Statistics												
Course		DD1	DD2	FH	GIR	SH	SS	PT				OTT	APR	ARG	T2G	PUT	TOT							
TS	Round 1	345	277	5	10	4	2	28				-0.909	-3.789	-0.163	-4.861	2.755	-2.106							
TS	Round 2	314	282	10	13	2	1	34				0.487	1.652	-2.132	0.006	-3.724	-3.718							
TS	Round 1		4	4	④	3	6	③	3	5	4	36	4	4	4	5	5	④	3	4	4	37	73	
TS	Round 2		4	4	④	3	6	5	3	4	5	38	4	5	3	6	③	④	3	4	③	35	73	146
Cut Akshay Bhatia		+4										Strokes Gained Statistics												
Course		DD1	DD2	FH	GIR	SH	SS	PT				OTT	APR	ARG	T2G	PUT	TOT							
TS	Round 1	326	276	11	11	3	2	33				1.275	-3.265	-0.526	-2.516	-1.590	-4.106							
TS	Round 2	262	268	9	11	2	1	30				0.154	-1.862	0.902	-0.807	-0.911	-1.718							
TS	Round 1		4	③	④	3	4	4	3	4	5	34	5	4	4	5	6	3	5	4	41	75		
TS	Round 2		4	4	5	3	4	5	3	4	4	36	4	4	3	6	③	5	3	③	4	35	71	146
Cut Grayson Murray		+4										Strokes Gained Statistics												
Course		DD1	DD2	FH	GIR	SH	SS	PT				OTT	APR	ARG	T2G	PUT	TOT							
TS	Round 1	307	264	8	9	2	0	27				-1.405	-2.104	2.389	-1.120	0.014	-1.106							
TS	Round 2	293	289	9	11	1	1	33				-0.402	0.289	1.050	0.936	-5.654	-4.718							
TS	Round 1		4	6	5	②	4	③	3	5	5	37	4	4	4	④	4	④	3	4	4	35	72	
TS	Round 2		4	5	5	3	4	4	3	5	③	36	4	4	3	5	4	④	3	5	6	38	74	146
Cut Matt Kuchar		+4										Strokes Gained Statistics												
Course		DD1	DD2	FH	GIR	SH	SS	PT				OTT	APR	ARG	T2G	PUT	TOT							
TS	Round 1	321	236	11	8	3	1	30				-0.519	-3.764	1.119	-3.164	-0.942	-4.106							
TS	Round 2	304	262	7	13	1	1	32				-1.474	-0.001	0.798	-0.678	-1.040	-1.718							

Strokes Gained Legend: OTT = Off the Tee APR = Approach the Green ARG = Around the Green T2G = Tee to Green PUT = Putting TOT = Total Strokes Gained



2024 WM Phoenix Open Second Round Top Players



Course	Hole	1	2	3	4	5	6	7	8	9	Out	10	11	12	13	14	15	16	17	18	In	Total
TS TPC Scottsdale (Stadium)	Par	4	4	5	3	4	4	3	4	4	35	4	4	3	5	4	5	3	4	4	36	71

TS	Round 1	5	4	4	3	4	5	4	4	4	37	4	4	3	5	5	5	3	4	5	38	75	
TS	Round 2	4	4	5	3	4	3	3	5	4	35	4	4	3	5	3	5	3	3	6	36	71	146

Cut Gary Woodland +4

Course	DD1	DD2	FH	GIR	SH	SS	PT	Strokes Gained Statistics														
	OTT	APR	ARG	T2G	PUT	TOT																
TS Round 1	355	276	3	9	2	2	34	-4.418	-1.441	-1.544	-7.403	-0.703	-8.106									
TS Round 2	321	304	9	14	0	0	27	-0.491	-0.326	0.223	-0.595	2.877	2.282									
TS Round 1	4	8	6	2	4	5	4	4	4	41	3	5	3	4	5	6	3	4	5	38	79	
TS Round 2	3	5	5	3	4	3	4	4	4	34	3	4	3	3	4	5	3	4	4	33	67	146

Cut Adam Hadwin +4

Course	DD1	DD2	FH	GIR	SH	SS	PT	Strokes Gained Statistics														
	OTT	APR	ARG	T2G	PUT	TOT																
TS Round 1	302	262	10	10	6	1	31	0.133	-1.501	-1.500	-2.868	-1.238	-4.106									
TS Round 2	300	285	10	11	3	2	28	-0.150	-1.107	-0.223	-1.481	-0.237	-1.718									
TS Round 1	5	5	5	4	5	4	3	4	5	40	4	5	3	5	3	5	2	4	4	35	75	
TS Round 2	4	5	4	3	4	4	3	4	4	35	4	4	3	6	4	5	2	4	4	36	71	146

Cut C.T. Pan +4

Course	DD1	DD2	FH	GIR	SH	SS	PT	Strokes Gained Statistics														
	OTT	APR	ARG	T2G	PUT	TOT																
TS Round 1	304	260	6	14	0	0	34	-1.314	0.350	-0.868	-1.832	-0.274	-2.106									
TS Round 2	297	272	7	11	1	0	31	-1.032	-1.641	-0.050	-2.724	-0.994	-3.718									
TS Round 1	4	5	5	3	4	4	3	4	3	35	4	4	4	4	5	5	3	4	4	38	73	
TS Round 2	4	4	5	3	5	4	3	5	4	37	4	4	3	5	4	5	3	4	4	36	73	146

Cut Rickie Fowler +6

Course	DD1	DD2	FH	GIR	SH	SS	PT	Strokes Gained Statistics					
	OTT	APR	ARG	T2G	PUT	TOT							
TS Round 1	333	296	6	11	2	1	31	-0.882	-1.000	0.091	-1.791	-0.315	-2.106

Strokes Gained Legend: OTT = Off the Tee APR = Approach the Green ARG = Around the Green T2G = Tee to Green PUT = Putting TOT = Total Strokes Gained



2024 WM Phoenix Open
Second Round Top Players



Course	Hole	1	2	3	4	5	6	7	8	9	Out	10	11	12	13	14	15	16	17	18	In	Total	
TS TPC Scottsdale (Stadium)	Par	4	4	5	3	4	4	3	4	4	35	4	4	3	5	4	5	3	4	4	36	71	
TS	Round 2	300	282	7	9	3	2	29				-2.739	-2.803	0.606	-4.937	-0.781	-5.718						
TS	Round 1		4	4	6	3	4	4	4	4	37	4	4	4	4	5	4	3	4	4	36	73	
TS	Round 2		4	4	4	3	5	5	3	4	36	4	4	5	4	7	2	5	4		39	75	148
Cut Vince Whaley												Strokes Gained Statistics											
Course		DD1	DD2	FH	GIR	SH	SS	PT	OTT	APR	ARG	T2G	PUT	TOT									
TS	Round 1	313	281	3	15	1	0	35	-0.990	3.326	-0.512	1.824	-3.930	-2.106									
TS	Round 2	303	282	6	11	3	1	34	-1.868	-2.424	-0.516	-4.809	-2.909	-7.718									
TS	Round 1		3	5	5	3	4	4	4	4	5	3	4	5	3	4	5	36	73				
TS	Round 2		4	4	5	3	5	4	3	5	4	5	6	4	3	4	4	40	77	150			
Cut Brandt Snedeker										Strokes Gained Statistics													
Course		DD1	DD2	FH	GIR	SH	SS	PT	OTT	APR	ARG	T2G	PUT	TOT									
TS	Round 1	287	256	3	11	1	0	29	-2.235	0.334	-0.909	-2.810	-0.296	-3.106									
TS	Round 2	272	278	11	11	1	0	33	0.078	-4.544	-1.587	-6.054	-1.664	-7.718									
TS	Round 1		3	4	5	3	6	4	3	5	3	5	3	3	3	3	3	38	74				
TS	Round 2		5	5	5	4	4	4	2	4	4	5	7	5	3	4	5	40	77	151			
Cut Ryan Brehm										Strokes Gained Statistics													
Course		DD1	DD2	FH	GIR	SH	SS	PT	OTT	APR	ARG	T2G	PUT	TOT									
TS	Round 1	297	253	3	7	2	2	30	-2.985	-2.608	-0.834	-6.427	0.321	-6.106									
TS	Round 2	302	291	5	9	1	0	30	-1.685	-1.243	-0.084	-3.013	-1.705	-4.718									
TS	Round 1		4	5	5	2	4	4	3	5	4	6	4	6	4	5	3	41	77				
TS	Round 2		4	5	5	3	4	4	3	4	4	3	5	7	3	5	4	38	74	151			
WD Carl Yuan										Strokes Gained Statistics													
Course		DD1	DD2	FH	GIR	SH	SS	PT	OTT	APR	ARG	T2G	PUT	TOT									

Strokes Gained Legend: OTT = Off the Tee APR = Approach the Green ARG = Around the Green T2G = Tee to Green PUT = Putting TOT = Total Strokes Gained



2024 WM Phoenix Open
Second Round Top Players



Course	Hole	1	2	3	4	5	6	7	8	9	Out	10	11	12	13	14	15	16	17	18	In	Total	
TS TPC Scottsdale (Stadium)	Par	4	4	5	3	4	4	3	4	4	35	4	4	3	5	4	5	3	4	4	36	71	
TS	Round 1	364	267	7	8	1	1	31				-0.738	-2.371	0.130	-2.979	-3.127	-6.106						
TS	Round 1	4	5	4	3	6	5	4	6	5	42	4	4	3	4	4	5	3	4	4	35	77	77

Strokes Gained Legend: OTT = Off the Tee APR = Approach the Green ARG = Around the Green T2G = Tee to Green PUT = Putting TOT = Total Strokes Gained





2025 WM PHOENIX OPEN MEDIA GUIDE

**SECTION 3:
2024 ROUND-3 RECAP AND STATS**



2024 WM Phoenix Open
TPC Scottsdale (Stadium Course)
Third Round Tournament Summary



1	Sahith Theegala	-15	65 64 69	198	Matt NeSmith	-1	70 69 73	212
	Nick Taylor	-15	60 70 68	198	Jesse Mueller	-1	71 68 73	212
3	Charley Hoffman	-14	67 68 64	199	Emiliano Grillo	-1	71 68 73	212
	Andrew Novak	-14	65 65 69	199	Mark Hubbard	-1	70 70 72	212
5	Cameron Young	-13	67 67 66	200	68 Byeong Hun An	E	70 68 75	213
	Scottie Scheffler	-13	68 66 66	200	Matt Wallace	E	75 64 74	213
7	Sam Burns	-11	68 67 67	202	Justin Lower	E	71 69 73	213
	Kurt Kitayama	-11	68 67 67	202	71 Sami Valimaki	+1	69 70 75	214
9	Harris English	-10	71 67 65	203	Seamus Power	+1	71 69 74	214
	Wyndham Clark	-10	72 65 66	203	73 Sungjae Im	+2	70 70 75	215
	Jordan Spieth	-10	68 66 69	203	Cut Sam Ryder	-1	69 72	141
	Maverick McNealy	-10	65 67 71	203	Cut Will Gordon	-1	70 71	141
13	Taylor Montgomery	-9	69 68 67	204	Cut Stewart Cink	-1	71 70	141
	Jhonattan Vegas	-9	67 68 69	204	Cut J.T. Poston	-1	70 71	141
	Justin Thomas	-9	69 65 70	204	Cut Camilo Villegas	-1	70 71	141
	Doug Ghim	-9	65 68 71	204	Cut Cameron Champ	-1	70 71	141
17	Billy Horschel	-8	72 67 66	205	Cut Ryan Moore	-1	72 69	141
	Shane Lowry	-8	67 70 68	205	Cut Luke Donald	-1	70 71	141
	Hideki Matsuyama	-8	69 68 68	205	Cut Erik van Rooyen	-1	72 69	141
	Nick Hardy	-8	71 66 68	205	Cut Adam Svensson	-1	71 70	141
	Adam Scott	-8	72 68 65	205	Cut Ryo Hisatsune	-1	73 68	141
	Matt Fitzpatrick	-8	69 66 70	205	Cut Luke List	-1	72 69	141
	Si Woo Kim	-8	68 68 69	205	Cut Andrew Putnam	-1	73 68	141
24	Keith Mitchell	-7	69 68 69	206	Cut Aaron Rai	-1	76 65	141
	S.H. Kim	-7	67 69 70	206	Cut Dylan Wu	-1	76 65	141
	Hayden Buckley	-7	70 69 67	206	Cut Brandon Wu	E	73 69	142
	Justin Suh	-7	68 68 70	206	Cut Ben Martin	E	69 73	142
	Davis Thompson	-7	69 67 70	206	Cut K.H. Lee	E	74 68	142
	Sam Stevens	-7	70 66 70	206	Cut Chad Ramey	E	71 71	142
	Garrick Higgo	-7	73 67 66	206	Cut Scott Stallings	E	70 72	142
	Denny McCarthy	-7	72 68 66	206	Cut Michael Kim	E	71 71	142
32	Brendon Todd	-6	70 68 69	207	Cut Kevin Yu	E	69 73	142
	Bud Cauley	-6	69 68 70	207	Cut Robert MacIntyre	E	73 69	142
	Ben Griffin	-6	72 67 68	207	Cut Max Homa	E	73 69	142
	Harry Hall	-6	70 70 67	207	Cut J.J. Spaun	E	74 68	142
	Jake Knapp	-6	68 68 71	207	Cut Peter Malnati	+1	71 72	143
	Daniel Berger	-6	66 69 72	207	Cut Chesson Hadley	+1	73 70	143
	Tom Kim	-6	74 66 67	207	Cut Troy Merritt	+1	69 74	143
39	Jim Knous	-5	72 66 70	208	Cut Alexander Björk	+1	68 75	143
	Joel Dahmen	-5	69 68 71	208	Cut Nate Lashley	+1	71 72	143
	Christiaan Bezuidenhout	-5	67 72 69	208	Cut Victor Perez	+1	74 69	143
	Robby Shelton	-5	69 70 69	208	Cut Chris Gotterup	+1	70 73	143
	Thomas Detry	-5	69 68 71	208	Cut Greyson Sigg	+2	73 71	144
	Aaron Baddeley	-5	69 71 68	208	Cut Lee Hodges	+2	71 73	144
	Tom Hoge	-5	70 70 68	208	Cut Austin Eckroat	+2	71 73	144
46	Adrien Dumont de Chassart	-4	72 66 71	209	Cut Ben Kohles	+2	75 69	144
	Tyler Duncan	-4	71 67 71	209	Cut Chez Reavie	+3	72 73	145
	Eric Cole	-4	70 69 70	209	Cut Callum Tarren	+3	76 69	145
	Adam Schenk	-4	70 69 70	209	Cut Vincent Norrman	+3	75 70	145
	Brian Harman	-4	71 69 69	209	Cut Nico Echavarria	+3	76 69	145
	Ryan Fox	-4	66 68 75	209	Cut Lanto Griffin	+3	76 69	145
52	Carson Young	-3	71 67 72	210	Cut Ben Taylor	+3	72 73	145
	Beau Hossler	-3	72 66 72	210	Cut Patton Kizzire	+3	76 69	145
	Corey Connors	-3	68 69 73	210	Cut J.B. Holmes	+4	76 70	146
	Zac Blair	-3	69 68 73	210	Cut Kevin Stadler	+4	72 74	146
	Zach Johnson	-3	70 70 70	210	Cut David Lipsky	+4	73 73	146
	Alex Noren	-3	69 71 70	210	Cut Matti Schmid	+4	75 71	146
58	Martin Laird	-2	69 69 73	211	Cut Joseph Bramlett	+4	73 73	146
	Taylor Moore	-2	69 70 72	211	Cut Akshay Bhatia	+4	75 71	146
	Min Woo Lee	-2	71 69 71	211	Cut Grayson Murray	+4	72 74	146
	Tyson Alexander	-2	72 68 71	211	Cut Matt Kuchar	+4	75 71	146
	Kevin Chappell	-2	72 68 71	211	Cut Gary Woodland	+4	79 67	146
63	Nicolo Galletti	-1	71 67 74	212	Cut Adam Hadwin	+4	75 71	146



2024 WM Phoenix Open
TPC Scottsdale (Stadium Course)
Third Round Tournament Summary



Cut	C.T. Pan	+4	73 73	146
Cut	Rickie Fowler	+6	73 75	148
Cut	Vince Whaley	+8	73 77	150
Cut	Brandt Snedeker	+9	74 77	151
Cut	Ryan Brehm	+9	77 74	151
WD	Carl Yuan	+6	77	77



2024 WM Phoenix Open
(6th of 36 FedExCup Regular Season events)

Scottsdale, Arizona
 TPC Scottsdale

February 8-11, 2024
 Par/Yards: 35-36—71/7,261

Purse: \$8.8 million (\$1.584 million/winner)
FedExCup points: 500 (winner)

COMPLETED Third-Round Notes – Sunday, February 11, 2024

Weather: *Weather: Sunny. High of 60. Wind W 5-10 mph. The resumption of round three was scheduled for 7:30 a.m. but delayed due to frost until 8:46 a.m. (delay of 1 hour, 16 minutes). Round three was completed at 12:03 p.m. Players were not regrouped between the third and final rounds, with tee times running from 10:15 a.m. – 12:15 p.m. The last time players were not regrouped between the third and final rounds was the 2022 Barbasol Championship.*

Third-Round Leaderboard

Pos.	Player	R1	R2	R3	Total
T1	Sahith Theegala	65	64	69	198 (-15)
T1	Nick Taylor	60	70	68	198 (-15)
T3	Charley Hoffman	67	68	64	199 (-14)
T3	Andrew Novak	65	65	69	199 (-14)
T5	Cameron Young	67	67	66	200 (-13)
T5	Scottie Scheffler	68	66	66	200 (-13)

Sahith Theegala (T1/-15)

- Played his first six holes of round three Saturday in 1-over and the final 12 holes Sunday morning in 3-under, good for a 2-under 69
- Making his third start at the WM Phoenix Open (T3/2022, T39/2023), 36- and 54-hole leader/co-leader also held the 36- and 54-hole leads in the 2022 event, before finishing one stroke shy of the Scottie Scheffler/Patrick Cantlay playoff
- 1-for-3 when attempting to convert a 54-hole lead/co-lead into victory (2023 Fortinet Championship)
- A win this week would come in his seventh start since claiming his lone PGA TOUR title at the 2023 Fortinet Championship
- In first of five starts this season, finished second at The Sentry; comes off a T20 at last week's AT&T Pebble Beach Pro-Am

Nick Taylor (T1/-15)

- After beginning his 10th WM Phoenix Open with an 11-under 60, good for a five-stroke lead, began round three T2 and a shot back at 12-under 130
- Played his first six holes Saturday in 1-under and the final 12 holes of round three Sunday morning in 2-under, good for a 3-under 68
- Is 1-for-1 when attempting to convert a 54-hole lead/co-lead into victory (2020 AT&T Pebble Beach Pro-Am)
- A win this week would be his fourth on the PGA TOUR: 2014 Sanderson Farms Championship, 2020 AT&T Pebble Beach Pro-Am, 2023 RBC Canadian Open
- Lone top-10 finish in nine previous WM Phoenix Open starts: 2nd/2023
- Lone top-10 finish in four starts this season: T7/Sony Open in Hawaii

Miscellaneous Notes

- With four straight birdies to finish his round, **Charley Hoffman** (T3/-14) signs for a 7-under 64 in his 18th consecutive WM Phoenix Open, his lowest in 61 rounds in the event (previous: 65/R1/2011); lone top-10 finish in the event, a solo-second, came in 2009; in this week's field after taking a one-time top-50 Career Money exemption in lieu of playing this season out of the 126-150 category; seeks a fifth career PGA TOUR title and first since the 2016 Valero Texas Open
- After opening with matching 6-under 65s, third-year PGA TOUR member **Andrew Novak** (T3/-14) played his last four holes in 4-under (eagle-par-birdie-birdie) for a 2-under 69; this week's WM Phoenix Open marks his first made cut in four starts this season; two top-10 finishes in 63 TOUR starts: 9th/2023 Valero Texas Open, T9/2023 RBC Canadian Open
- Making his third WM Phoenix Open start, third-year PGA TOUR member **Cameron Young** (T5/-13) posts a 5-under 66 in his bid for a first TOUR title in his 55th start; six times a runner up on TOUR, the New York native finished the WM Phoenix Open T26 and 64th in 2022 and 2023, respectively

- In his bid for a third consecutive WM Phoenix Open title, World No. 1 **Scottie Scheffler** (T5/-13) signed for a 5-under 66, highlighted by five straight birdies on Nos. 9-13, tying his longest birdie streak on the PGA TOUR; most recent of three previous occasions to make five consecutive birdies occurred in the final round of the 2023 PLAYERS Championship (won); with a victory this week, would become the first player to win the same PGA TOUR event three years in a row since Steve Stricker at the John Deere Classic (2009-11)



2024 WM Phoenix Open
 TPC Scottsdale (Stadium Course)
 Third Round Course Statistics



Total For Third Round Posting 73 Scores

Hole	Par	Average	Double		Birdies	Pars	Bogeys	Double Triple		Min	Max	Rank	Avg Over	
			Eagles-	Eagles				Bogeys	Bogey+				Under-	Par
1	4	4.014	0	0	7	59	6	1	0	3	6	8	.014	
2	4	4.055	0	0	11	48	13	1	0	3	6	7	.055	
3	5	4.425	0	2	41	27	3	0	0	3	6	18	-.575	
4	3	2.932	0	0	15	48	10	0	0	2	4	12	-.068	
5	4	4.192	0	0	8	44	20	1	0	3	6	2	.192	
6	4	4.082	0	0	8	51	14	0	0	3	5	6	.082	
7	3	3.178	0	0	3	55	14	1	0	2	5	4	.178	
8	4	3.904	0	0	13	54	6	0	0	3	5	14	-.096	
9	4	4.014	0	0	12	48	13	0	0	3	5	8	.014	
OUT	35	34.795	0	2	118	434	99	4	0					
10	4	3.918	0	0	14	51	8	0	0	3	5	13	-.082	
11	4	4.123	0	0	5	55	12	1	0	3	6	5	.123	
12	3	3.192	0	0	8	45	19	0	1	2	6	3	.192	
13	5	4.479	0	0	40	31	2	0	0	4	6	16	-.521	
14	4	4.205	0	0	4	53	13	3	0	3	6	1	.205	
15	5	4.753	0	3	25	32	13	0	0	3	6	15	-.247	
16	3	2.945	0	0	13	51	9	0	0	2	4	11	-.055	
17	4	3.466	0	2	39	28	4	0	0	2	5	17	-.534	
18	4	4.000	0	0	10	55	7	0	1	3	7	10	.000	
IN	36	35.082	0	5	158	401	87	4	2					
TOT	71	69.877	0	7	276	835	186	8	2					

Round 3

Rounds Below 70	32
Rounds Below Par	44
Rounds Par and Below	54
Rounds At Even Par	10
Rounds Over Par	19
Rounds 80 and Over	0



2024 WM Phoenix Open
 TPC Scottsdale (Stadium Course)
 Third Round Course Statistics



Grand Totals Thru Third Round Posting 336 Scores

Hole	Par	Average	Double		Birdies	Pars	Bogeys	Double Triple		Min	Max	Rank	Avg Over	
			Eagles-	Eagles				Bogeys	Bogey+				Under-	Par
1	4	3.967	0	0	46	256	33	1	0	3	6	11	-.033	
2	4	4.119	0	1	45	213	69	7	1	2	8	1	.119	
3	5	4.503	0	13	165	136	21	0	1	3	8	17	-.497	
4	3	2.952	0	0	55	242	39	0	0	2	4	13	-.048	
5	4	4.080	0	0	46	224	59	7	0	3	6	5	.080	
6	4	3.979	0	0	51	243	40	2	0	3	6	10	-.021	
7	3	3.116	0	0	27	247	59	2	1	2	6	2	.116	
8	4	4.080	0	0	38	235	61	2	0	3	6	5	.080	
9	4	4.074	0	0	43	229	61	2	1	3	7	7	.074	
OUT	35	34.872	0	14	516	2025	442	23	4					
10	4	3.926	0	0	64	234	37	1	0	3	6	14	-.074	
11	4	4.065	0	0	40	242	46	8	0	3	6	8	.065	
12	3	3.107	0	0	39	231	60	4	2	2	7	4	.107	
13	5	4.482	0	15	162	142	16	1	0	3	7	18	-.518	
14	4	4.110	0	0	39	229	61	6	1	3	7	3	.110	
15	5	4.774	0	6	116	170	38	4	2	3	8	15	-.226	
16	3	2.967	0	0	56	236	43	1	0	2	5	11	-.033	
17	4	3.705	0	3	127	174	31	0	1	2	7	16	-.295	
18	4	4.036	0	0	41	248	42	4	1	3	7	9	.036	
IN	36	35.173	0	24	684	1906	374	29	7					
TOT	71	70.045	0	38	1200	3931	816	52	11					

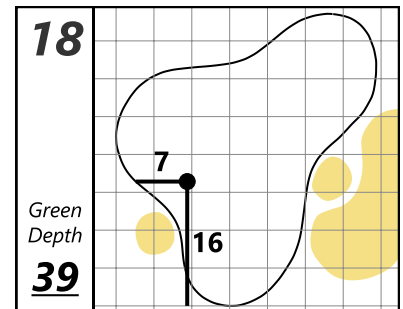
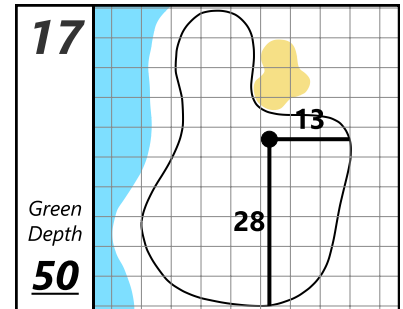
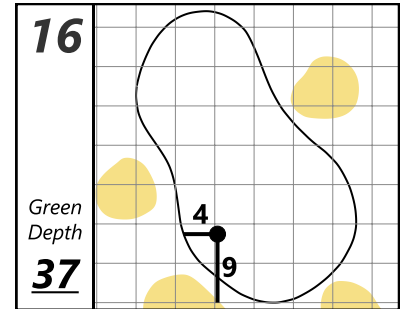
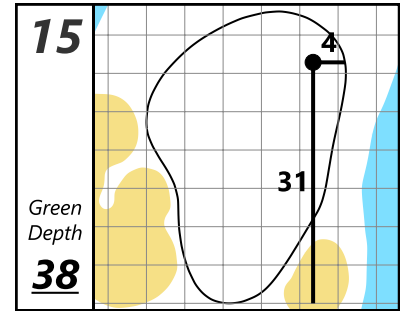
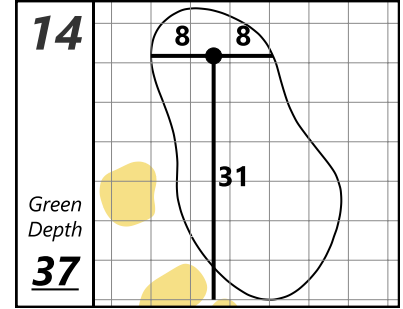
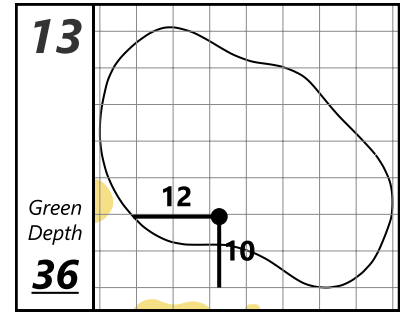
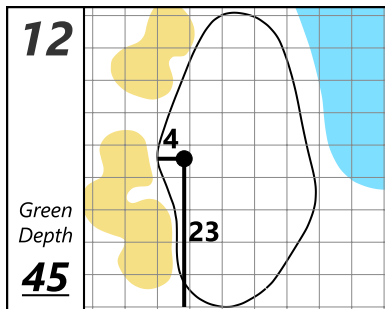
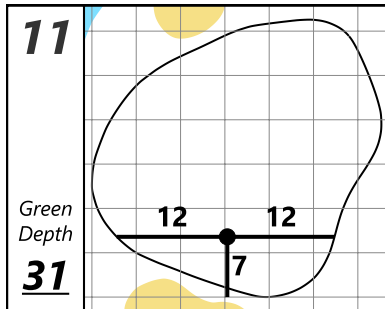
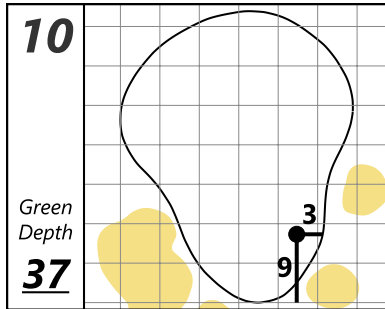
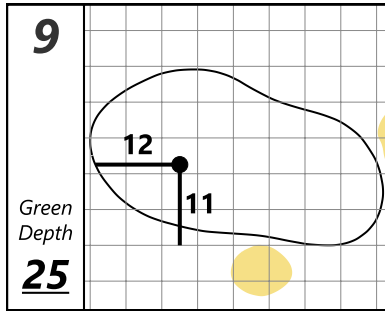
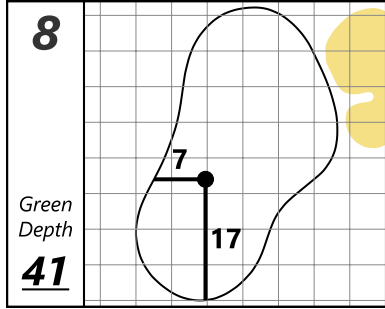
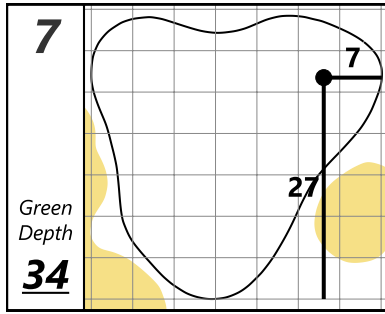
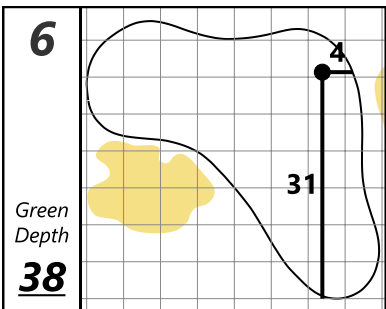
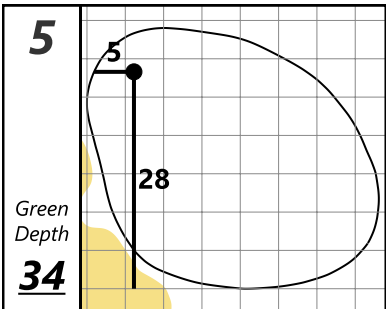
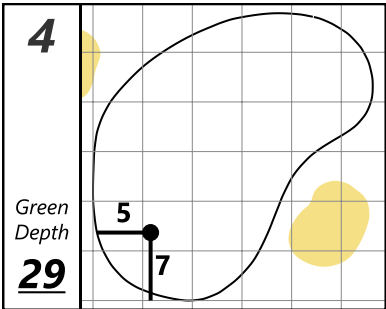
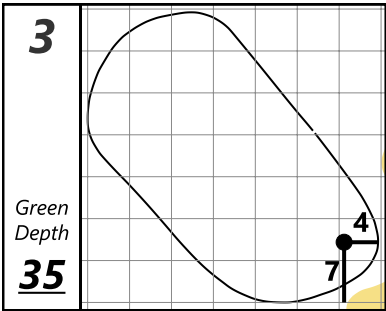
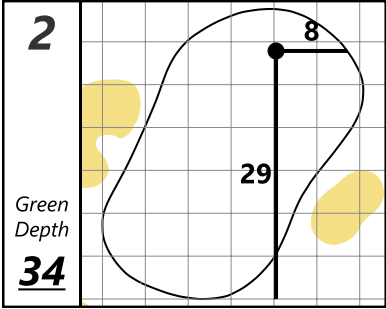
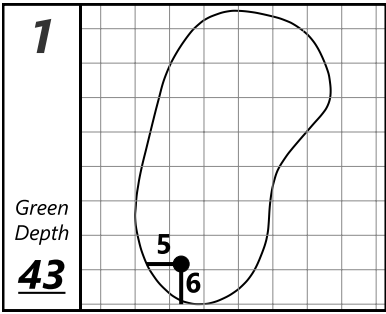
	Round 1	Round 2	Round 3	Total
Rounds Below 70	42	79	32	153
Rounds Below Par	61	94	44	199
Rounds Par and Below	80	108	54	242
Rounds At Even Par	19	14	10	43
Rounds Over Par	52	23	19	94
Rounds 80 and Over	0	0	0	0



2024 WM Phoenix Open
 Third Round Course Statistics Table
 TPC Scottsdale (Stadium Course) TS 7261 yards 35-36--71



Statistic	Round 3	Round 2	Round 1
Drive Dist. Leader	320-Kim	330-Montgomery	325-Champ
Drive Dist. Holes: 13,14			
Longest Drive	362-Hall	383-van Rooyen	376-Spieth
Hole 1	291-Stevens	339-Stevens	335-Murray
Hole 2	344-Kim	361-Thomas	371-Duncan
Hole 3	314-Clark	336-Lee	376-Spieth
Hole 4			
Hole 5	337-Montgomery	363-Kim	354-Yuan
Hole 6	341-Clark	344-Lee	324-Lee
Hole 7			
Hole 8	328-Knapp	329-Holmes	325-Clark
Hole 9	362-Hall	336-Chappell	328-Champ
Hole 10	319-Thomas	341-Champ	332-Lee
Hole 11	316-Vegas	326-Gotterup	375-Norrman
Hole 12			
Hole 13	339-Power	331-Im	364-Yuan
Hole 14	330-McNealy	378-Montgomery	320-Burns
Hole 15	356-Hoge	383-van Rooyen	330-DeTry
Hole 16			
Hole 17	338-Mueller	339-Gotterup	326-Vegas
Hole 18	343-Scott	343-Gotterup	346-Yuan
Most Fairways Hit	13-Lowry	13-Galletti	13-Taylor, NeSmith
Most Greens in Regulation	17-Alexander	17-Matsuyama, An, NeSmith, Novak	18-NeSmith
Approach Prox. To Hole	26' 1"-Kim	22' 10"-Scheffler	26' 7"-Vegas
Longest Putt Made	65' 11"-English	67' 4"-Hadley	88' 10"-Fox
Most 1 Putts	12-McCarthy	12-Young	13-Taylor



WM Phoenix Open

TPC Scottsdale (Stadium Course)



2024 WM Phoenix Open
 TPC Scottsdale (Stadium Course)
 Third Round Groupings and Starting Times
 Saturday, February 10, 2023



TEE	#1				
2:10	Adrien Dumont de Chassart	Villers la Ville, Belgium	72	66	138
	Jim Knous	Basalt, CO	72	66	138
	Martin Laird	Glasgow, Scotland	69	69	138
2:20	Tyler Duncan	Columbus, IN	71	67	138
	Byeong Hun An	South Korea	70	68	138
	Beau Hossler	Mission Viejo, CA	72	66	138
2:30	Taylor Montgomery	Las Vegas, NV	69	68	137
	Joel Dahmen	Clarkston, WA	69	68	137
	Shane Lowry	County Offaly, Ireland	67	70	137
2:40	Hideki Matsuyama	Sendai, Japan	69	68	137
	Nick Hardy	Northbrook, IL	71	66	137
	Corey Connors	Listowel, ON, Canada	68	69	137
2:50	Zac Blair	Orem, UT	69	68	137
	Keith Mitchell	Chattanooga, TN	69	68	137
	Wyndham Clark	Denver, CO	72	65	137
3:00	S.H. Kim	South Korea	67	69	136
	Bud Cauley	Palm Beach Gardens, FL	69	68	137
	Thomas Detry	Brussels, Belgium	69	68	137
3:10	Justin Suh	San Jose, CA	68	68	136
	Jake Knapp	Costa Mesa, CA	68	68	136
	Davis Thompson	St. Simons Island, GA	69	67	136
3:20	Matt Fitzpatrick	Sheffield, England	69	66	135
	Sam Stevens	Wichita, KS	70	66	136
	Si Woo Kim	Seoul, South Korea	68	68	136
3:30	Sam Burns	Shreveport, LA	68	67	135
	Daniel Berger	Jupiter, FL	66	69	135
	Jhonattan Vegas	Maturin, Venezuela	67	68	135
3:40	Jordan Spieth	Dallas, TX	68	66	134
	Charley Hoffman	Rancho Santa Fe, CA	67	68	135
	Kurt Kitayama	Chico, CA	68	67	135
3:50	Justin Thomas	Louisville, KY	69	65	134
	Cameron Young	Scarborough, NY	67	67	134
	Ryan Fox	New Zealand	66	68	134
4:00	Maverick McNealy	Las Vegas, NV	65	67	132
	Doug Ghim	Arlington Heights, IL	65	68	133
	Scottie Scheffler	Dallas, TX	68	66	134
4:10	Sahith Theegala	Chino Hills, CA	65	64	129
	Andrew Novak	Sea Island, GA	65	65	130
	Nick Taylor	Abbotsford, B.C., Canada	60	70	130





2024 WM Phoenix Open
 TPC Scottsdale (Stadium Course)
 Third Round Groupings and Starting Times
 Saturday, February 10, 2023



TEE	#10				
2:10	Carson Young	Greenville, SC	71	67	138
	Harris English	Sea Island, GA	71	67	138
	Brendon Todd	Athens, GA	70	68	138
2:20	Nicolo Galletti	Tempe, AZ	71	67	138
	Taylor Moore	Edmond, OK	69	70	139
	Billy Horschel	Ponte Vedra Beach, FL	72	67	139
2:30	Matt NeSmith	Aiken, SC	70	69	139
	Christiaan Bezuidenhout	Kempton Park, South Africa	67	72	139
	Robby Shelton	Wilmer, AL	69	70	139
2:40	Sami Valimaki	Nokia, Finland	69	70	139
	Jesse Mueller	Phoenix, AZ	71	68	139
	Eric Cole	Tequesta, FL	70	69	139
2:50	Emiliano Grillo	Argentina	71	68	139
	Adam Schenk	Vincennes, IN	70	69	139
	Matt Wallace	England	75	64	139
3:00	Ben Griffin	Chapel Hill, NC	72	67	139
	Hayden Buckley	Alpharetta, GA	70	69	139
	Harry Hall	Cornwall, England	70	70	140
3:10	Min Woo Lee	Perth, Australia	71	69	140
	Adam Scott	Gold Coast, Queensland, Australia	72	68	140
	Seamus Power	Waterford, Ireland	71	69	140
3:20	Zach Johnson	Cedar Rapids, IA	70	70	140
	Justin Lower	Canal Fulton, OH	71	69	140
	Mark Hubbard	Denver, CO	70	70	140
3:30	Tyson Alexander	Gainesville, FL	72	68	140
	Aaron Baddeley	Melbourne, Australia	69	71	140
	Alex Noren	Stockholm, Sweden	69	71	140
3:40	Brian Harman	Sea Island, GA	71	69	140
	Tom Kim	Seoul, South Korea	74	66	140
	Sungjae Im	Jeju-Si, Jeju-do, South Korea	70	70	140
3:50	Tom Hoge	Fargo, ND	70	70	140
	Garrick Higgo	Stellenbosch, South Africa	73	67	140
4:00	Denny McCarthy	Jupiter, FL	72	68	140
	Kevin Chappell	Fresno, CA	72	68	140



2024 WM Phoenix Open Third Round Top Players



Course	Hole	1	2	3	4	5	6	7	8	9	Out	10	11	12	13	14	15	16	17	18	In	Total
TS TPC Scottsdale (Stadium)	Par	4	4	5	3	4	4	3	4	4	35	4	4	3	5	4	5	3	4	4	36	71

Player	Course	Round	DD1	DD2	FH	GIR	SH	SS	PT	Out	Strokes Gained Statistics						In	Total						
											OTT	APR	ARG	T2G	PUT	TOT								
1 Sahith Theegala			-15																					
	TS	Round 1	317	262	8	13	3	2	26		0.509	1.374	1.889	3.772	2.122	5.894								
	TS	Round 2	302	280	9	16	0	0	28		0.785	2.937	-0.242	3.479	1.803	5.282								
	TS	Round 3	292	327	8	15	3	1	32		-0.180	0.485	-0.900	-0.575	-0.584	-1.159								
	TS	Round 1	4	③ ④	② ⑤	③	3	4	4	32	③	4	②	5	4	④	3	4	4	33	65			
	TS	Round 2	4	③ ④	②	4	4	3	4	4	32	⑤	③	3	④	③ ④	3	③	4	32	64			
	TS	Round 3	⑤	⑤	5	②	4	4	3	4	4	36	③	4	3	④	4	5	3	③	4	33	69	198
Nick Taylor			-15																					
	TS	Round 1	303	267	13	16	1	1	23		2.206	1.464	0.076	3.746	7.148	10.894								
	TS	Round 2	287	296	7	13	1	1	31		-0.692	-0.422	1.013	-0.102	-0.616	-0.718								
	TS	Round 3	287	311	10	16	0	0	33		0.210	0.398	0.118	0.746	0.095	0.841								
	TS	Round 1	③	③ ④	3	③	4	3	③ ③	29	4	③	②	④	4	5	②	4	③	31	60			
	TS	Round 2	⑤	4	5	3	4	4	3	4	4	36	③	4	3	5	4	5	3	③	4	34	70	
	TS	Round 3	4	4	5	3	③	4	④	4	⑤	36	4	③	3	④	4	④	3	③	4	32	68	198
3 Charley Hoffman			-14																					
	TS	Round 1	335	274	9	15	1	1	30		0.199	3.203	-0.039	3.363	0.531	3.894								
	TS	Round 2	295	302	10	14	1	0	30		1.147	-1.048	0.178	0.276	1.006	1.282								
	TS	Round 3	286	304	10	14	1	1	25		-0.146	1.522	-0.180	0.918	1.036	1.954								
	TS	Round 1	4	③ ④	3	4	③	3	4	4	32	4	③	3	④	4	⑥	3	4	4	35	67		
	TS	Round 2	③	⑤	5	3	4	4	3	4	③	34	⑤	4	②	④	③	5	3	③	⑤	34	68	
	TS	Round 3	4	③ ④	3	③	4	3	4	⑤	33	4	4	3	④	4	④	②	③	③	31	64	199	

Strokes Gained Legend: OTT = Off the Tee APR = Approach the Green ARG = Around the Green T2G = Tee to Green PUT = Putting TOT = Total Strokes Gained



2024 WM Phoenix Open Third Round Top Players



Course	Hole	1	2	3	4	5	6	7	8	9	Out	10	11	12	13	14	15	16	17	18	In	Total
TS TPC Scottsdale (Stadium)	Par	4	4	5	3	4	4	3	4	4	35	4	4	3	5	4	5	3	4	4	36	71

Andrew Novak -14

Course		DD1	DD2	FH	GIR	SH	SS	PT	Strokes Gained Statistics							TOT							
		OTT	APR	ARG	T2G	PUT																	
TS	Round 1	310	272	6	15	0	0	26	0.154	2.327	0.706	3.187	2.707								5.894		
TS	Round 2	295	304	8	17	1	1	29	0.768	2.358	0.380	3.505	0.777								4.282		
TS	Round 3	301	315	9	13	0	0	29	-1.206	0.330	-1.003	-1.859	0.700								-1.159		
TS	Round 1		5 4 4	3 4 4	2 4 4			34	4 3 4	4 4 4	2 3 4	2 3 4									31	65	
TS	Round 2		4 4 4	2 3 4	3 3 4			31	4 4 3	4 4 5	3 3 4										34	65	
TS	Round 3		4 5 5	2 5 4	3 4 4			36	4 4 3	5 5 3	3 3 3										33	69	199

5 Cameron Young -13

Course		DD1	DD2	FH	GIR	SH	SS	PT	Strokes Gained Statistics							TOT							
		OTT	APR	ARG	T2G	PUT																	
TS	Round 1	302	298	9	14	2	1	28	1.681	1.950	-0.897	2.734	1.160								3.894		
TS	Round 2	298	300	8	12	2	2	25	1.049	-0.906	-0.174	-0.032	2.314								2.282		
TS	Round 3	294	297	8	16	1	1	31	-0.187	0.723	-0.033	0.225	0.729								0.954		
TS	Round 1		3 4 4	3 3 4	3 4 5			33	3 4 3	5 4 4	3 4 4										34	67	
TS	Round 2		4 4 4	3 4 4	3 4 3			33	4 5 4	4 4 4	3 3 3										34	67	
TS	Round 3		4 4 4	3 4 4	3 3 5			34	4 4 2	4 4 4	3 3 4										32	66	200

Scottie Scheffler -13

Course		DD1	DD2	FH	GIR	SH	SS	PT	Strokes Gained Statistics							TOT							
		OTT	APR	ARG	T2G	PUT																	
TS	Round 1	311	286	9	17	2	0	33	1.609	1.270	-0.594	2.285	0.609								2.894		
TS	Round 2	264	294	8	13	0	0	27	0.862	2.061	-0.266	2.656	0.626								3.282		
TS	Round 3	284	299	8	15	4	1	28	0.288	0.204	-0.178	0.299	-0.347								-0.048		
TS	Round 1		5 3 4	3 4 4	3 4 4			34	4 4 4	5 3 5	3 3 3										34	68	
TS	Round 2		4 3 4	3 4 3	3 3 4			31	4 4 3	5 4 4	3 4 4										35	66	
TS	Round 3		4 5 4	3 4 4	3 4 3			34	3 3 2	4 5 5	2 3 5										32	66	200

Strokes Gained Legend: OTT = Off the Tee APR = Approach the Green ARG = Around the Green T2G = Tee to Green PUT = Putting TOT = Total Strokes Gained





2024 WM Phoenix Open Third Round Top Players



Course	Hole	1	2	3	4	5	6	7	8	9	Out	10	11	12	13	14	15	16	17	18	In	Total
TS TPC Scottsdale (Stadium)	Par	4	4	5	3	4	4	3	4	4	35	4	4	3	5	4	5	3	4	4	36	71

Player	Course	Round	DD1	DD2	FH	GIR	SH	SS	PT	Out	Strokes Gained Statistics						In	Total						
											OTT	APR	ARG	T2G	PUT	TOT								
7 Sam Burns													-11											
	TS	Round 1	304	320	7	13	2	1	29			1.358	0.083	-0.474	0.967	1.927	2.894							
	TS	Round 2	275	305	9	15	2	1	30			0.969	-0.077	0.139	1.030	1.252	2.282							
	TS	Round 3	304	324	12	16	1	0	32			1.059	0.830	-0.937	0.674	0.280	0.954							
	TS	Round 1		③	4	5	3	4	4	④	③	4	③	4	3	4	4	③	4	4	③	68		
	TS	Round 2		4	⑤	5	3	4	4	3	4	4	4	②	④	③	④	3	③	4	③	67		
	TS	Round 3		4	4	5	3	4	③	3	4	4	③	③	3	5	4	④	3	③	4	③	67	202
Kurt Kitayama													-11											
	TS	Round 1	326	285	10	14	1	1	29			1.595	0.711	0.368	2.674	0.220	2.894							
	TS	Round 2	298	317	7	13	0	0	27			0.490	-0.326	-1.370	-1.207	3.489	2.282							
	TS	Round 3	302	310	7	12	2	2	29			0.501	-0.312	1.191	1.102	-0.148	0.954							
	TS	Round 1		4	4	④	②	4	4	3	4	4	④	4	5	3	4	4	④	4	④	35	68	
	TS	Round 2		③	4	④	3	4	4	3	4	③	4	②	④	4	5	3	⑤	4	④	35	67	
	TS	Round 3		4	4	④	3	4	4	3	4	4	4	④	4	5	3	②	②	4	④	33	67	202
9 Harris English													-10											
	TS	Round 1	346	254	11	12	1	1	30			1.358	-1.509	-0.260	-0.411	0.305	-0.106							
	TS	Round 2	278	277	11	15	0	0	30			1.032	-0.394	1.031	1.668	0.614	2.282							
	TS	Round 3	293	322	10	16	3	1	28			0.949	0.322	0.307	1.662	2.698	4.360							
	TS	Round 1		4	4	④	3	4	⑤	3	4	⑤	③	⑤	5	3	4	4	④	4	④	35	71	
	TS	Round 2		4	4	③	3	⑤	4	②	4	4	4	④	5	③	④	3	③	4	④	34	67	
	TS	Round 3		4	4	④	3	4	4	3	③	4	③	③	3	5	4	5	②	③	4	④	32	65

Strokes Gained Legend: OTT = Off the Tee APR = Approach the Green ARG = Around the Green T2G = Tee to Green PUT = Putting TOT = Total Strokes Gained



2024 WM Phoenix Open
Third Round Top Players



Course	Hole	1	2	3	4	5	6	7	8	9	Out	10	11	12	13	14	15	16	17	18	In	Total
TS TPC Scottsdale (Stadium)	Par	4	4	5	3	4	4	3	4	4	35	4	4	3	5	4	5	3	4	4	36	71

Wyndham Clark -10

Course		DD1	DD2	FH	GIR	SH	SS	PT	Strokes Gained Statistics						TOT	
		OTT	APR	ARG	T2G	PUT										
TS	Round 1	320	308	4	10	1	1	30	-1.580	1.117	-0.747	-1.210	0.104	-1.106		
TS	Round 2	310	300	8	15	0	0	28	0.757	2.487	0.055	3.298	0.984	4.282		
TS	Round 3	309	300	5	12	3	3	27	0.394	1.119	0.509	2.028	1.394	3.422		
TS	Round 1	5	4	3	2	5	5	4	3	4	5	3	5	4	37	72
TS	Round 2	4	4	4	3	4	4	3	4	4	3	4	4	3	31	65
TS	Round 3	4	4	3	3	4	4	3	4	3	4	4	3	4	34	66
															203	

Jordan Spieth -10

Course		DD1	DD2	FH	GIR	SH	SS	PT	Strokes Gained Statistics						TOT	
		OTT	APR	ARG	T2G	PUT										
TS	Round 1	340	282	9	15	2	1	30	1.553	-2.261	1.904	1.196	1.698	2.894		
TS	Round 2	302	278	10	13	0	0	26	0.735	-0.756	1.290	1.268	2.014	3.282		
TS	Round 3	276	313	10	11	4	3	28	0.282	-0.812	0.743	-0.065	2.019	1.954		
TS	Round 1	4	4	4	3	4	4	3	4	4	4	3	3	3	34	68
TS	Round 2	4	4	5	3	3	4	3	5	5	3	4	4	3	30	66
TS	Round 3	4	4	4	3	5	4	3	3	3	4	4	4	4	36	69
															203	

Maverick McNealy -10

Course		DD1	DD2	FH	GIR	SH	SS	PT	Strokes Gained Statistics						TOT	
		OTT	APR	ARG	T2G	PUT										
TS	Round 1	305	301	8	15	2	1	27	0.946	3.456	1.704	6.106	-0.212	5.894		
TS	Round 2	311	279	9	13	0	0	28	0.682	-0.364	1.664	1.981	0.301	2.282		
TS	Round 3	295	330	10	12	1	1	30	0.520	-0.835	-1.033	-1.363	-0.685	-2.048		
TS	Round 1	4	5	4	2	4	3	4	3	4	5	3	3	3	33	65
TS	Round 2	4	4	4	3	4	3	5	3	5	3	3	4	4	34	67
TS	Round 3	4	4	5	4	5	4	3	4	5	3	4	4	4	35	71
															203	

Strokes Gained Legend: OTT = Off the Tee APR = Approach the Green ARG = Around the Green T2G = Tee to Green PUT = Putting TOT = Total Strokes Gained





2024 WM Phoenix Open
Third Round Top Players



Course	Hole	1	2	3	4	5	6	7	8	9	Out	10	11	12	13	14	15	16	17	18	In	Total
TS TPC Scottsdale (Stadium)	Par	4	4	5	3	4	4	3	4	4	35	4	4	3	5	4	5	3	4	4	36	71

13 Taylor Montgomery -9

Course		DD1	DD2	FH	GIR	SH	SS	PT	Strokes Gained Statistics						TOT								
		OTT	APR	ARG	T2G	PUT																	
TS	Round 1	305	254	6	14	0	0	29	-2.034	1.744	0.534	0.244	1.650	1.894									
TS	Round 2	283	378	7	15	0	0	31	0.884	0.187	0.088	1.158	0.124	1.282									
TS	Round 3	278	289	9	11	0	0	25	-1.157	0.256	0.598	-0.435	2.313	1.878									
TS	Round 1	4	4	5	②	4	4	3	4	4	34	③	4	3	④	4	⑦	3	③	4	35	69	
TS	Round 2	4	③	④	3	4	4	3	4	4	33	4	⑤	3	④	4	5	3	③	4	35	68	
TS	Round 3	4	③	④	3	4	4	3	4	4	33	③	4	3	⑥	4	④	3	③	4	34	67	204

Jhonattan Vegas -9

Course		DD1	DD2	FH	GIR	SH	SS	PT	Strokes Gained Statistics						TOT								
		OTT	APR	ARG	T2G	PUT																	
TS	Round 1	297	310	9	16	0	0	30	1.838	2.268	-0.228	3.878	0.016	3.894									
TS	Round 2	298	286	9	15	0	0	31	0.398	1.011	-0.644	0.764	0.518	1.282									
TS	Round 3	311	325	12	14	1	0	32	0.045	0.623	-0.138	0.252	-1.298	-1.046									
TS	Round 1	4	③	④	②	③	4	④	4	4	32	⑤	③	3	5	4	5	3	③	4	35	67	
TS	Round 2	4	4	5	3	4	4	3	③	⑤	35	4	4	3	④	4	5	②	③	4	33	68	
TS	Round 3	4	⑤	5	3	4	4	3	4	4	36	4	4	④	④	4	③	②	4	4	33	69	204

Justin Thomas -9

Course		DD1	DD2	FH	GIR	SH	SS	PT	Strokes Gained Statistics						TOT								
		OTT	APR	ARG	T2G	PUT																	
TS	Round 1	307	283	5	13	2	1	30	0.751	1.644	0.568	2.963	-1.069	1.894									
TS	Round 2	271	283	9	13	2	0	26	1.365	0.053	0.821	2.238	2.044	4.282									
TS	Round 3	304	300	6	12	2	1	30	-0.017	1.051	-0.410	0.393	-0.502	-0.109									
TS	Round 1	4	⑤	④	3	4	4	②	4	⑤	35	4	4	3	④	4	5	②	4	4	34	69	
TS	Round 2	4	4	④	④	③	4	②	4	4	33	③	4	3	5	③	④	3	③	4	32	65	
TS	Round 3	4	4	④	④	4	4	④	③	4	35	4	4	②	5	4	5	3	4	4	35	70	204

Strokes Gained Legend: OTT = Off the Tee APR = Approach the Green ARG = Around the Green T2G = Tee to Green PUT = Putting TOT = Total Strokes Gained





2024 WM Phoenix Open
Third Round Top Players



Course	Hole	1	2	3	4	5	6	7	8	9	Out	10	11	12	13	14	15	16	17	18	In	Total
TS TPC Scottsdale (Stadium)	Par	4	4	5	3	4	4	3	4	4	35	4	4	3	5	4	5	3	4	4	36	71

Doug Ghim -9

Course		DD1	DD2	FH	GIR	SH	SS	PT	Strokes Gained Statistics						TOT								
		OTT	APR	ARG	T2G	PUT							TOT										
TS	Round 1	305	294	12	17	0	0	29	1.999	0.177	1.908	4.084	1.810							5.894			
TS	Round 2	286	288	6	15	1	0	30	-0.789	3.382	-1.183	1.409	-0.127							1.282			
TS	Round 3	284	300	11	12	3	2	30	0.110	-0.315	0.667	0.447	1.505							1.952			
TS	Round 1	4	③	5	3	4	⑤	3	③	4	34	4	4	④	③	4	④	②	③	③	31	65	
TS	Round 2	③	⑤	5	3	4	4	②	③	4	33	4	4	3	5	4	5	②	4	4	35	68	
TS	Round 3	③	4	④	3	4	4	3	⑤	4	34	4	4	3	5	⑤	5	3	4	4	37	71	204

17 Billy Horschel -8

Course		DD1	DD2	FH	GIR	SH	SS	PT	Strokes Gained Statistics						TOT								
		OTT	APR	ARG	T2G	PUT							TOT										
TS	Round 1	290	294	8	13	2	1	31	-0.826	0.938	-1.355	-1.243	0.137							-1.106			
TS	Round 2	280	281	11	16	1	0	30	0.919	0.457	-0.347	1.028	1.254							2.282			
TS	Round 3	293	293	6	15	1	0	29	-1.106	1.718	0.143	0.863	3.447							4.310			
TS	Round 1	4	4	④	3	⑤	4	3	4	4	35	③	4	3	5	⑥	5	3	③	⑤	37	72	
TS	Round 2	4	4	④	3	4	4	②	4	4	33	4	4	3	5	③	5	3	③	4	34	67	
TS	Round 3	③	4	④	3	4	⑤	3	4	③	33	4	4	3	④	4	③	3	4	4	33	66	205

Shane Lowry -8

Course		DD1	DD2	FH	GIR	SH	SS	PT	Strokes Gained Statistics						TOT								
		OTT	APR	ARG	T2G	PUT							TOT										
TS	Round 1	316	257	7	12	1	0	26	-0.714	1.913	0.641	1.840	2.054							3.894			
TS	Round 2	292	271	10	12	2	1	30	0.689	-1.358	0.637	-0.033	-0.685							-0.718			
TS	Round 3	251	283	13	13	0	0	28	0.662	1.532	-0.628	1.345	0.724							2.069			
TS	Round 1	4	⑤	5	3	4	4	3	4	4	36	③	③	3	④	4	④	④	③	③	31	67	
TS	Round 2	4	4	④	3	4	4	④	4	4	35	4	③	3	5	⑤	5	3	③	4	35	70	
TS	Round 3	⑤	4	④	3	③	③	3	③	⑤	33	③	4	3	5	⑤	5	④	③	③	35	68	205

Strokes Gained Legend: OTT = Off the Tee APR = Approach the Green ARG = Around the Green T2G = Tee to Green PUT = Putting TOT = Total Strokes Gained



2024 WM Phoenix Open
Third Round Top Players



Course	Hole	1	2	3	4	5	6	7	8	9	Out	10	11	12	13	14	15	16	17	18	In	Total
TS TPC Scottsdale (Stadium)	Par	4	4	5	3	4	4	3	4	4	35	4	4	3	5	4	5	3	4	4	36	71

Hideki Matsuyama -8

Course		DD1	DD2	FH	GIR	SH	SS	PT	Strokes Gained Statistics						TOT								
		OTT	APR	ARG	T2G	PUT																	
TS	Round 1	301	294	7	11	2	2	25	-0.728	-2.784	1.804	-1.708	3.602	1.894									
TS	Round 2	290	298	9	17	1	1	32	0.308	1.579	0.322	2.208	-0.926	1.282									
TS	Round 3	295	299	7	12	4	1	27	-0.651	1.104	2.103	2.424	-0.546	1.878									
TS	Round 1	③	⑥	③	3	③	4	④	⑤	4	35	4	③	⑤	④	③	5	②	4	4	34	69	
TS	Round 2	4	4	④	3	4	4	3	4	4	34	4	4	3	5	4	④	3	③	4	34	68	
TS	Round 3	4	4	5	3	③	⑤	3	4	4	35	③	4	3	④	4	5	④	③	③	33	68	205

Nick Hardy -8

Course		DD1	DD2	FH	GIR	SH	SS	PT	Strokes Gained Statistics						TOT								
		OTT	APR	ARG	T2G	PUT																	
TS	Round 1	313	285	8	14	1	0	33	0.022	0.418	0.746	1.186	-1.292	-0.106									
TS	Round 2	293	334	11	13	3	2	27	1.700	-0.374	0.824	2.149	1.133	3.282									
TS	Round 3	302	294	8	13	0	0	28	0.391	-0.584	1.104	0.779	0.099	0.878									
TS	Round 1	4	4	5	3	③	4	3	⑤	4	35	4	4	④	5	4	5	3	4	③	36	71	
TS	Round 2	4	4	5	②	4	③	3	4	⑤	34	4	4	3	④	③	④	3	③	4	32	66	
TS	Round 3	4	4	④	3	4	③	②	4	⑤	33	4	4	④	5	4	5	②	③	4	35	68	205

Adam Scott -8

Course		DD1	DD2	FH	GIR	SH	SS	PT	Strokes Gained Statistics						TOT								
		OTT	APR	ARG	T2G	PUT																	
TS	Round 1	293	306	7	13	3	2	32	-0.151	-0.736	-0.918	-1.805	0.699	-1.106									
TS	Round 2	291	312	10	15	1	0	31	0.131	1.898	0.603	2.631	-1.349	1.282									
TS	Round 3	300	286	8	16	2	2	29	0.752	1.191	0.578	2.794	-0.242	2.552									
TS	Round 1	4	4	5	3	4	4	④	③	4	35	③	4	3	5	4	⑥	3	4	⑤	37	72	
TS	Round 2	4	4	5	3	4	4	②	4	4	34	4	4	②	④	4	5	3	4	4	34	68	
TS	Round 3	4	4	5	②	③	4	3	4	③	32	③	4	3	5	4	④	3	③	4	33	65	205

Strokes Gained Legend: OTT = Off the Tee APR = Approach the Green ARG = Around the Green T2G = Tee to Green PUT = Putting TOT = Total Strokes Gained





2024 WM Phoenix Open Third Round Top Players



Course	Hole	1	2	3	4	5	6	7	8	9	Out	10	11	12	13	14	15	16	17	18	In	Total
TS TPC Scottsdale (Stadium)	Par	4	4	5	3	4	4	3	4	4	35	4	4	3	5	4	5	3	4	4	36	71

Matt Fitzpatrick -8

Course		DD1	DD2	FH	GIR	SH	SS	PT	Strokes Gained Statistics						OTT	APR	ARG	T2G	PUT	TOT			
TS	Round 1	309	267	11	13	0	0	29	0.518	0.903	-0.004	1.417	0.477	1.894									
TS	Round 2	294	294	8	15	2	1	29	0.636	0.628	0.834	2.097	1.185	3.282									
TS	Round 3	293	322	10	12	1	1	31	0.793	0.035	-1.112	-0.618	-0.480	-1.098									
TS	Round 1	4	4	④	②	4	⑤	④	4	4	35	4	4	②	④	4	5	3	⑤	③	34	69	
TS	Round 2	4	⑤	④	3	4	4	②	4	⑤	35	4	4	3	④	③	④	②	③	4	31	66	
TS	Round 3	4	4	5	②	4	4	⑤	4	4	36	4	⑤	3	④	③	5	3	③	4	34	70	205

Si Woo Kim -8

Course		DD1	DD2	FH	GIR	SH	SS	PT	Strokes Gained Statistics						OTT	APR	ARG	T2G	PUT	TOT			
TS	Round 1	283	298	12	14	2	1	30	1.348	0.587	1.057	2.992	-0.098	2.894									
TS	Round 2	284	299	12	13	2	2	28	0.963	-0.936	0.419	0.445	0.837	1.282									
TS	Round 3	282	299	10	14	3	1	30	0.747	1.588	-0.059	1.942	-0.040	1.902									
TS	Round 1	4	4	④	3	4	4	3	4	4	34	4	4	3	5	4	③	3	③	⑤	34	68	
TS	Round 2	4	③	⑥	3	⑤	4	3	4	4	36	③	⑤	3	④	4	④	②	③	4	32	68	
TS	Round 3	4	4	④	3	4	4	④	③	③	33	4	4	3	5	4	⑥	3	③	4	36	69	205

24 Keith Mitchell -7

Course		DD1	DD2	FH	GIR	SH	SS	PT	Strokes Gained Statistics						OTT	APR	ARG	T2G	PUT	TOT			
TS	Round 1	316	276	8	14	2	0	32	1.151	1.823	-0.794	2.180	-0.286	1.894									
TS	Round 2	299	301	8	16	1	1	33	0.884	0.628	-0.231	1.280	0.002	1.282									
TS	Round 3	317	308	9	11	3	0	27	1.118	-0.398	-0.647	0.079	0.343	0.422									
TS	Round 1	4	4	5	3	4	③	3	4	4	34	⑤	4	②	③	4	⑥	3	4	4	35	69	
TS	Round 2	4	4	④	3	4	4	3	⑤	4	35	4	4	3	④	③	5	3	4	③	33	68	
TS	Round 3	4	4	④	②	⑤	③	②	⑤	⑤	34	⑤	4	3	④	4	5	②	4	4	35	69	206

Strokes Gained Legend: OTT = Off the Tee APR = Approach the Green ARG = Around the Green T2G = Tee to Green PUT = Putting TOT = Total Strokes Gained





2024 WM Phoenix Open Third Round Top Players



Course	Hole	1	2	3	4	5	6	7	8	9	Out	10	11	12	13	14	15	16	17	18	In	Total
TS TPC Scottsdale (Stadium)	Par	4	4	5	3	4	4	3	4	4	35	4	4	3	5	4	5	3	4	4	36	71

S.H. Kim

-7

Strokes Gained Statistics

Course	DD1	DD2	FH	GIR	SH	SS	PT	OTT	APR	ARG	T2G	PUT	TOT									
TS Round 1	330	248	10	12	2	2	27	1.156	0.148	1.196	2.500	1.394	3.894									
TS Round 2	298	276	7	12	2	0	31	0.303	-0.578	-0.565	-0.841	1.123	0.282									
TS Round 3	330	311	8	10	3	3	27	0.734	-0.428	1.218	1.250	-0.175	1.075									
TS Round 1	③	⑤	5	3	③	③	3	⑤	⑤	35	4	4	②	③	4	5	3	4	③	32	67	
TS Round 2	③	⑤	④	3	4	4	④	4	③	34	4	⑤	3	④	4	④	④	④	③	4	35	69
TS Round 3	③	4	④	3	4	⑤	②	4	⑤	34	4	4	3	⑥	4	④	3	4	4	36	70	206

Hayden Buckley

-7

Strokes Gained Statistics

Course	DD1	DD2	FH	GIR	SH	SS	PT	OTT	APR	ARG	T2G	PUT	TOT									
TS Round 1	278	272	8	12	2	2	29	0.342	-0.736	0.428	0.034	0.860	0.894									
TS Round 2	293	269	9	11	0	0	26	-0.351	-2.134	1.651	-0.835	1.117	0.282									
TS Round 3	295	295	11	12	1	1	28	0.872	-0.599	-0.091	0.442	2.198	2.640									
TS Round 1	4	4	④	3	4	4	②	4	4	33	4	4	3	5	⑤	5	②	4	⑤	37	70	
TS Round 2	4	4	5	3	⑤	4	②	⑤	4	36	4	4	3	④	4	④	3	③	4	33	69	
TS Round 3	4	4	④	3	4	⑤	3	③	4	34	4	4	3	④	4	④	3	③	4	33	67	206

Justin Suh

-7

Strokes Gained Statistics

Course	DD1	DD2	FH	GIR	SH	SS	PT	OTT	APR	ARG	T2G	PUT	TOT									
TS Round 1	301	276	9	14	0	0	29	1.076	1.020	-1.669	0.427	2.467	2.894									
TS Round 2	296	278	8	14	0	0	28	-1.300	1.257	0.619	0.575	0.707	1.282									
TS Round 3	293	307	9	15	1	0	33	0.055	0.110	-0.821	-0.990	-1.108	-2.098									
TS Round 1	4	4	④	②	4	4	3	⑤	⑤	35	③	4	3	④	4	④	3	4	4	33	68	
TS Round 2	③	4	④	④	⑤	4	②	⑤	③	34	4	4	3	④	③	5	3	4	4	34	68	
TS Round 3	4	③	5	④	4	⑤	④	4	4	37	4	4	3	④	4	④	3	③	4	33	70	206

Strokes Gained Legend: OTT = Off the Tee APR = Approach the Green ARG = Around the Green T2G = Tee to Green PUT = Putting TOT = Total Strokes Gained





2024 WM Phoenix Open Third Round Top Players



Course	Hole	1	2	3	4	5	6	7	8	9	Out	10	11	12	13	14	15	16	17	18	In	Total
TS TPC Scottsdale (Stadium)	Par	4	4	5	3	4	4	3	4	4	35	4	4	3	5	4	5	3	4	4	36	71

Davis Thompson -7

Course		DD1	DD2	FH	GIR	SH	SS	PT	Strokes Gained Statistics						TOT						
		OTT	APR	ARG	T2G	PUT							TOT								
TS	Round 1	363	259	7	14	0	0	31	-0.295	2.869	-0.308	2.266	-0.372	1.894							
TS	Round 2	309	271	8	16	1	0	30	0.394	1.414	0.440	2.247	0.035	2.282							
TS	Round 3	295	311	7	12	1	1	28	0.030	0.379	-0.837	-0.762	3.664	2.902							
TS	Round 1	5	4	4	4	3	4	4	35	4	4	3	4	3	5	4	34	69			
TS	Round 2	3	5	4	3	4	4	3	4	4	34	4	3	4	5	3	3	4	33	67	
TS	Round 3	3	4	4	2	5	4	3	4	4	33	3	5	6	5	3	3	4	37	70	206

Sam Stevens -7

Course		DD1	DD2	FH	GIR	SH	SS	PT	Strokes Gained Statistics						TOT							
		OTT	APR	ARG	T2G	PUT							TOT									
TS	Round 1	321	286	8	14	1	1	31	1.548	0.179	-0.332	1.395	-0.501	0.894								
TS	Round 2	300	301	9	14	0	0	27	0.758	0.157	0.098	1.012	2.270	3.282								
TS	Round 3	308	307	9	14	1	0	32	-0.035	-0.521	-1.017	-1.907	-0.191	-2.098								
TS	Round 1	5	4	6	3	3	3	4	34	4	4	3	5	4	5	3	4	4	36	70		
TS	Round 2	4	3	6	3	3	4	3	4	33	4	4	3	5	3	4	3	4	33	66		
TS	Round 3	4	6	4	3	5	4	3	4	4	37	4	4	2	5	4	4	3	4	33	70	206

Garrick Higgs -7

Course		DD1	DD2	FH	GIR	SH	SS	PT	Strokes Gained Statistics						TOT							
		OTT	APR	ARG	T2G	PUT							TOT									
TS	Round 1	300	274	5	9	2	1	29	-1.938	-1.849	0.840	-2.947	0.841	-2.106								
TS	Round 2	292	277	9	11	0	0	26	0.645	0.765	0.222	1.631	0.651	2.282								
TS	Round 3	313	295	8	12	3	2	28	0.721	0.690	N/A	1.660	0.340	2.000								
TS	Round 1	4	4	4	3	4	5	3	4	37	5	3	4	4	4	6	3	3	4	36	73	
TS	Round 2	3	4	5	2	4	4	3	4	33	4	4	3	6	3	4	3	3	4	34	67	
TS	Round 3	4	3	4	4	3	4	3	4	32	4	4	3	4	5	4	2	3	5	34	66	206

Strokes Gained Legend: OTT = Off the Tee APR = Approach the Green ARG = Around the Green T2G = Tee to Green PUT = Putting TOT = Total Strokes Gained



2024 WM Phoenix Open
Third Round Top Players



Course	Hole	1	2	3	4	5	6	7	8	9	Out	10	11	12	13	14	15	16	17	18	In	Total
TS TPC Scottsdale (Stadium)	Par	4	4	5	3	4	4	3	4	4	35	4	4	3	5	4	5	3	4	4	36	71

Denny McCarthy -7

Course		DD1	DD2	FH	GIR	SH	SS	PT	Strokes Gained Statistics						TOT								
		OTT	APR	ARG	T2G	PUT							TOT										
TS	Round 1	304	264	6	10	1	1	29	-1.411	-0.896	1.781	-0.526	-0.580	-1.106									
TS	Round 2	276	287	9	14	1	1	30	0.435	0.480	0.115	1.029	0.253	1.282									
TS	Round 3	276	304	9	11	2	2	24	-0.630	0.829	0.264	0.961	1.039	2.000									
TS	Round 1	4	5	4	2	6	4	3	4	5	37	4	4	3	4	5	3	3	4	35	72		
TS	Round 2	4	4	4	2	4	4	3	4	3	32	4	4	3	4	4	4	4	5	36	68		
TS	Round 3	3	4	4	2	5	4	3	4	4	33	3	4	3	5	4	4	3	3	4	33	66	206

32 Brendon Todd -6

Course		DD1	DD2	FH	GIR	SH	SS	PT	Strokes Gained Statistics						TOT								
		OTT	APR	ARG	T2G	PUT							TOT										
TS	Round 1	301	237	9	10	3	2	27	-0.373	-1.295	0.186	-1.482	2.376	0.894									
TS	Round 2	272	282	9	13	3	3	28	-0.312	-1.420	0.025	-1.708	2.990	1.282									
TS	Round 3	273	288	11	15	2	1	31	-0.523	0.816	0.322	0.723	0.587	1.310									
TS	Round 1	4	4	5	3	4	3	3	5	34	4	3	3	5	5	6	3	4	3	36	70		
TS	Round 2	4	4	4	3	4	4	3	4	4	34	3	6	2	5	4	4	2	4	4	34	68	
TS	Round 3	3	4	5	2	4	5	3	4	3	33	4	4	4	5	4	5	3	4	3	36	69	207

Bud Cauley -6

Course		DD1	DD2	FH	GIR	SH	SS	PT	Strokes Gained Statistics						TOT								
		OTT	APR	ARG	T2G	PUT							TOT										
TS	Round 1	287	296	7	15	0	0	31	0.512	2.089	-0.215	2.386	-0.492	1.894									
TS	Round 2	267	288	9	14	1	1	29	0.188	0.152	0.896	1.235	0.047	1.282									
TS	Round 3	266	286	8	16	0	0	34	-0.225	1.528	-0.294	0.735	-0.660	0.075									
TS	Round 1	4	4	4	3	4	4	3	4	5	35	4	4	3	4	4	4	4	4	34	69		
TS	Round 2	4	4	4	3	3	4	4	3	4	33	4	4	3	4	5	4	3	4	4	35	68	
TS	Round 3	4	4	5	3	4	3	4	4	4	34	5	4	3	5	5	4	3	3	4	36	70	207

Strokes Gained Legend: OTT = Off the Tee APR = Approach the Green ARG = Around the Green T2G = Tee to Green PUT = Putting TOT = Total Strokes Gained





2024 WM Phoenix Open
Third Round Top Players



Course	Hole	1	2	3	4	5	6	7	8	9	Out	10	11	12	13	14	15	16	17	18	In	Total
TS TPC Scottsdale (Stadium)	Par	4	4	5	3	4	4	3	4	4	35	4	4	3	5	4	5	3	4	4	36	71

Ben Griffin -6

Course	Round	DD1	DD2	FH	GIR	SH	SS	PT	Strokes Gained Statistics						TOT	Total						
									OTT	APR	ARG	T2G	PUT	TOT								
TS	Round 1	312	275	9	11	2	1	30	0.109	-0.508	-0.168	-0.567	-0.539	-1.106								
TS	Round 2	293	279	10	12	1	1	27	0.248	-1.052	1.735	0.930	1.352	2.282								
TS	Round 3	295	295	10	14	0	0	30	0.466	-0.512	0.743	0.957	0.683	1.640								
TS	Round 1	4	5	4	4	4	3	4	4	37	4	4	3	5	4	5	3	3	4	35	72	
TS	Round 2	4	3	4	3	4	4	3	4	33	4	3	3	5	3	6	3	4	3	34	67	
TS	Round 3	4	4	4	3	4	4	3	4	34	4	4	3	4	4	5	3	3	4	34	68	207

Harry Hall -6

Course	Round	DD1	DD2	FH	GIR	SH	SS	PT	Strokes Gained Statistics						TOT	Total						
									OTT	APR	ARG	T2G	PUT	TOT								
TS	Round 1	308	284	7	12	1	1	31	0.854	-0.514	1.453	1.793	-0.899	0.894								
TS	Round 2	291	298	4	14	1	1	32	-1.265	2.644	-1.242	0.136	-0.854	-0.718								
TS	Round 3	300	300	7	11	2	2	25	1.527	-0.595	-1.158	0.034	2.606	2.640								
TS	Round 1	4	4	4	2	4	4	3	4	33	5	3	4	5	4	4	3	5	4	37	70	
TS	Round 2	4	5	4	4	3	3	3	5	35	4	5	3	3	5	3	4	5	5	35	70	
TS	Round 3	4	4	4	2	5	5	3	3	34	4	4	4	5	3	4	3	2	4	33	67	207

Jake Knapp -6

Course	Round	DD1	DD2	FH	GIR	SH	SS	PT	Strokes Gained Statistics						TOT	Total					
									OTT	APR	ARG	T2G	PUT	TOT							
TS	Round 1	317	300	8	14	1	1	29	0.398	1.280	0.341	2.019	0.875	2.894							
TS	Round 2	328	297	6	15	0	0	31	-0.120	1.196	-0.087	0.988	0.294	1.282							
TS	Round 3	304	299	4	13	1	1	29	0.079	1.242	-0.413	0.574	1.328	1.902							
TS	Round 1	4	4	4	3	4	4	3	4	33	3	5	3	4	5	3	4	4	35	68	
TS	Round 2	4	5	4	4	4	3	3	4	35	4	3	2	5	4	4	3	4	4	33	68
TS	Round 3	4	3	5	2	4	4	3	4	33	4	5	3	4	5	2	4	7	38	71	207

Strokes Gained Legend: OTT = Off the Tee APR = Approach the Green ARG = Around the Green T2G = Tee to Green PUT = Putting TOT = Total Strokes Gained





2024 WM Phoenix Open Third Round Top Players



Course	Hole	1	2	3	4	5	6	7	8	9	Out	10	11	12	13	14	15	16	17	18	In	Total
TS TPC Scottsdale (Stadium)	Par	4	4	5	3	4	4	3	4	4	35	4	4	3	5	4	5	3	4	4	36	71

Daniel Berger -6

Course		DD1	DD2	FH	GIR	SH	SS	PT	Strokes Gained Statistics						TOT								
		OTT	APR	ARG	T2G	PUT							TOT										
TS	Round 1	316	290	10	14	0	0	26	1.770	0.787	-0.550	2.007	2.887							4.894			
TS	Round 2	284	274	9	15	0	0	32	-1.143	3.482	-1.401	0.937	-0.655							0.282			
TS	Round 3	286	281	10	12	0	0	30	0.237	0.324	-1.956	-1.673	-0.373							-2.046			
TS	Round 1	4	② ④	④	4	③	②	4 4	31	4	4	④	4	5	②	4	4	35			66		
TS	Round 2	4	4	5	3	4	⑤	② ③	34	4	4	3	④	4	⑥	3	③	4	35			69	
TS	Round 3	4	4	⑥	3	4	4	3	⑤	4	37	③	4	3	④	⑤	⑥	3	③	4	35	72	207

Tom Kim -6

Course		DD1	DD2	FH	GIR	SH	SS	PT	Strokes Gained Statistics						TOT									
		OTT	APR	ARG	T2G	PUT							TOT											
TS	Round 1	289	238	8	9	3	2	30	-0.405	-2.241	-0.897	-3.543	0.437							-3.106				
TS	Round 2	297	276	7	14	0	0	29	0.435	1.823	0.600	2.857	0.425							3.282				
TS	Round 3	304	295	5	11	1	0	28	0.401	1.314	-0.577	1.354	-0.870							0.484				
TS	Round 1	4	⑤ ④	④	4	4	3	⑤	4	37	⑤	4	②	5	⑤	5	3	4	4	37			74	
TS	Round 2	③	4	④	3	⑤	4	3	4	34	4	4	3	④	③	④	3	③	4	32			66	
TS	Round 3	4	4	③	3	4	4	3	4	33	⑤	4	④	④	4	④	3	③	③	34			67	207

39 Jim Knous -5

Course		DD1	DD2	FH	GIR	SH	SS	PT	Strokes Gained Statistics						TOT									
		OTT	APR	ARG	T2G	PUT							TOT											
TS	Round 1	306	293	7	11	3	1	30	0.529	-0.455	0.110	0.184	-1.290							-1.106				
TS	Round 2	264	308	7	13	1	1	26	-0.513	-0.503	2.470	1.453	1.829							3.282				
TS	Round 3	284	297	7	11	0	0	28	0.297	-1.124	0.525	-0.523	0.592							0.069				
TS	Round 1	4	4	⑥	3	⑤	4	3	③	4	36	③	4	3	5	4	5	3	⑤	4	36			72
TS	Round 2	③	③	④	3	⑤	③	3	⑤	③	32	③	4	3	5	4	5	3	4	③	34			66
TS	Round 3	4	4	5	3	4	4	3	4	35	4	4	3	5	4	5	3	4	③	35			70	208

Strokes Gained Legend: OTT = Off the Tee APR = Approach the Green ARG = Around the Green T2G = Tee to Green PUT = Putting TOT = Total Strokes Gained





2024 WM Phoenix Open Third Round Top Players



Course	Hole	1	2	3	4	5	6	7	8	9	Out	10	11	12	13	14	15	16	17	18	In	Total
TS TPC Scottsdale (Stadium)	Par	4	4	5	3	4	4	3	4	4	35	4	4	3	5	4	5	3	4	4	36	71

Joel Dahmen -5

Course		DD1	DD2	FH	GIR	SH	SS	PT	Strokes Gained Statistics						TOT
		OTT	APR	ARG	T2G	PUT									
TS	Round 1	320	244	10	13	0	0	29	1.205	-1.538	0.292	-0.041	1.935	1.894	
TS	Round 2	286	281	9	15	1	1	30	0.066	1.528	-0.565	1.028	0.254	1.282	
TS	Round 3	275	283	11	10	2	1	28	0.701	-1.313	2.219	1.386	-1.317	0.069	
TS	Round 1		③ 4 5	② 4 4	3 4 4	33	4 ③ 3	5 ⑤ 5	3 4 4	36	69				
TS	Round 2		③ 4 5	3 4 ③	3 4 ③	32	4 4 3	5 ⑤ 5	② 4 4	36	68				
TS	Round 3		4 ③ ④	3 ⑤ ③	④ 4 4	34	⑤ 4 3	5 4 5	3 4 4	37	71	208			

Christiaan Bezuidenhout -5

Course		DD1	DD2	FH	GIR	SH	SS	PT	Strokes Gained Statistics						TOT
		OTT	APR	ARG	T2G	PUT									
TS	Round 1	288	290	8	15	0	0	29	0.444	3.961	0.664	5.069	-1.175	3.894	
TS	Round 2	286	283	6	12	1	1	30	-1.120	0.146	0.827	-0.148	-2.570	-2.718	
TS	Round 3	278	303	8	11	2	1	27	-0.337	-0.397	0.196	-0.450	1.560	1.110	
TS	Round 1		4 ⑤ ③	3 4 ③	3 4 4	33	4 4 3	④ 4 ④	3 ③ ⑤	34	67				
TS	Round 2		4 4 ⑥	④ ⑤ 4	3 ③ ⑤	38	③ 4 3	④ 4 5	3 4 4	34	72				
TS	Round 3		4 4 ④	3 4 4	④ ③ 4	34	4 4 ②	5 4 5	3 4 4	35	69	208			

Robby Shelton -5

Course		DD1	DD2	FH	GIR	SH	SS	PT	Strokes Gained Statistics						TOT
		OTT	APR	ARG	T2G	PUT									
TS	Round 1	291	280	10	11	2	2	29	1.035	-1.266	1.498	1.267	0.627	1.894	
TS	Round 2	290	279	5	12	4	2	29	-2.087	0.179	0.280	-1.629	0.911	-0.718	
TS	Round 3	277	281	7	10	3	2	26	-0.281	-0.553	0.468	-0.278	0.388	0.110	
TS	Round 1		4 4 5	3 4 4	④ 4 4	36	③ 4 3	④ 4 ④	3 4 4	33	69				
TS	Round 2		4 ⑤ 5	3 4 ⑤	3 4 4	37	③ ⑤ 3	④ 4 ④	3 ③ 4	33	70				
TS	Round 3		4 ⑤ ④	3 4 ③	3 4 4	34	4 4 3	5 4 5	3 4 ③	35	69	208			

Strokes Gained Legend: OTT = Off the Tee APR = Approach the Green ARG = Around the Green T2G = Tee to Green PUT = Putting TOT = Total Strokes Gained





2024 WM Phoenix Open Third Round Top Players



Course	Hole	1	2	3	4	5	6	7	8	9	Out	10	11	12	13	14	15	16	17	18	In	Total
TS TPC Scottsdale (Stadium)	Par	4	4	5	3	4	4	3	4	4	35	4	4	3	5	4	5	3	4	4	36	71

Thomas Detry

-5

Strokes Gained Statistics

Course	DD1	DD2	FH	GIR	SH	SS	PT	OTT	APR	ARG	T2G	PUT	TOT									
TS Round 1	304	307	10	12	3	1	28	2.005	0.656	-1.003	1.658	0.236	1.894									
TS Round 2	296	287	7	12	1	1	27	1.033	-3.116	1.676	-0.408	1.690	1.282									
TS Round 3	305	310	9	14	0	0	31	-0.222	0.358	0.328	0.190	-1.115	-0.925									
TS Round 1	4	4	6	3	5	4	4	5	39	3	3	3	4	3	4	2	3	5	30	69		
TS Round 2	4	4	4	2	5	4	3	4	4	34	4	4	3	4	5	3	3	3	34	68		
TS Round 3	4	4	5	3	4	4	3	4	4	35	4	5	3	5	3	4	3	5	4	36	71	208

Aaron Baddeley

-5

Strokes Gained Statistics

Course	DD1	DD2	FH	GIR	SH	SS	PT	OTT	APR	ARG	T2G	PUT	TOT								
TS Round 1	284	262	10	13	1	1	29	-0.168	-1.274	1.580	0.138	1.756	1.894								
TS Round 2	284	263	3	12	1	0	28	-3.502	1.571	0.277	-1.655	-0.063	-1.718								
TS Round 3	276	284	9	13	1	1	28	-0.230	-2.697	0.302	-2.420	1.940	-0.480								
TS Round 1	4	4	5	3	4	4	3	4	4	35	3	3	3	5	5	2	4	4	34	69	
TS Round 2	4	3	4	3	6	4	4	4	4	36	4	4	3	5	4	4	3	4	4	35	71
TS Round 3	4	3	4	3	4	3	4	4	32	4	5	2	4	5	6	3	3	4	36	68	208

Tom Hoge

-5

Strokes Gained Statistics

Course	DD1	DD2	FH	GIR	SH	SS	PT	OTT	APR	ARG	T2G	PUT	TOT								
TS Round 1	322	233	7	11	0	0	29	-0.674	1.322	-0.776	-0.128	1.022	0.894								
TS Round 2	289	279	9	13	0	0	30	0.825	0.134	-1.095	-0.137	-0.581	-0.718								
TS Round 3	286	300	9	13	3	3	29	0.980	-0.132	0.013	1.077	0.407	1.484								
TS Round 1	4	4	4	3	5	4	2	3	5	34	4	4	3	5	4	5	3	4	4	36	70
TS Round 2	4	3	4	4	4	4	3	4	5	35	5	4	3	4	5	3	3	4	35	70	
TS Round 3	4	4	4	3	3	4	3	4	5	34	3	4	3	4	5	3	3	4	34	68	208

Strokes Gained Legend: OTT = Off the Tee APR = Approach the Green ARG = Around the Green T2G = Tee to Green PUT = Putting TOT = Total Strokes Gained



2024 WM Phoenix Open
Third Round Top Players



Course	Hole	1	2	3	4	5	6	7	8	9	Out	10	11	12	13	14	15	16	17	18	In	Total
TS TPC Scottsdale (Stadium)	Par	4	4	5	3	4	4	3	4	4	35	4	4	3	5	4	5	3	4	4	36	71

46 Adrien Dumont de Chassart -4

Course		DD1	DD2	FH	GIR	SH	SS	PT	Strokes Gained Statistics						TOT
		OTT	APR	ARG	T2G	PUT							TOT		
TS	Round 1	307	284	9	13	0	0	32	-0.086	-0.829	0.549	-0.366	-0.740	-1.106	
TS	Round 2	311	289	11	14	1	0	28	1.972	0.025	-0.254	1.742	1.540	3.282	
TS	Round 3	292	308	9	13	1	1	32	0.442	0.921	0.883	2.025	-1.956	0.069	
TS	Round 1		③ ③ 5	④ 4 4	3 4 4	34	4 4 3	5 ⑤ 5	3 4 ⑤	38	72				
TS	Round 2		③ ③ 5	3 4 ③	④ 4 4	33	③ 4 3	④ 4 5	3 ③ 4	33	66				
TS	Round 3		4 4 5	3 ⑤ 4	3 4 4	36	4 4 3	④ 4 5	3 4 4	35	71	209			

Tyler Duncan -4

Course		DD1	DD2	FH	GIR	SH	SS	PT	Strokes Gained Statistics						TOT
		OTT	APR	ARG	T2G	PUT							TOT		
TS	Round 1	316	281	7	13	1	1	32	0.523	-0.710	0.262	0.075	-0.181	-0.106	
TS	Round 2	293	303	11	16	0	0	30	0.906	1.262	-0.109	2.058	0.224	2.282	
TS	Round 3	281	297	9	14	1	0	34	0.618	1.203	-0.380	1.220	-3.151	-1.931	
TS	Round 1		4 4 ④	3 4 4	④ 4 4	35	4 ⑤ 3	④ 4 5	3 4 4	36	71				
TS	Round 2		4 4 ④	② 4 4	④ 4 4	34	4 4 ②	④ 4 ④	3 4 4	33	67				
TS	Round 3		4 4 ④	3 ⑤ ⑤	3 ③ 4	35	⑤ ⑤ ④	④ 4 ④	3 ③ 4	36	71	209			

Eric Cole -4

Course		DD1	DD2	FH	GIR	SH	SS	PT	Strokes Gained Statistics						TOT
		OTT	APR	ARG	T2G	PUT							TOT		
TS	Round 1	299	274	10	11	0	0	29	0.649	-1.155	-0.415	-0.921	1.815	0.894	
TS	Round 2	275	287	7	12	0	0	28	0.021	0.183	-0.329	-0.126	0.408	0.282	
TS	Round 3	287	293	6	11	3	3	29	-0.339	0.493	-0.635	-0.393	0.503	0.110	
TS	Round 1		4 4 ④	3 4 4	3 4 4	34	4 4 3	④ 4 5	④ 4 4	36	70				
TS	Round 2		4 ③ ④	3 4 4	3 ⑤ 4	34	4 4 3	④ ⑤ 5	3 ③ 4	35	69				
TS	Round 3		⑤ 4 5	④ ⑤ 4	3 4 ③	37	③ 4 3	④ 4 5	④ ③ ③	33	70	209			

Strokes Gained Legend: OTT = Off the Tee APR = Approach the Green ARG = Around the Green T2G = Tee to Green PUT = Putting TOT = Total Strokes Gained





2024 WM Phoenix Open
Third Round Top Players



Course	Hole	1	2	3	4	5	6	7	8	9	Out	10	11	12	13	14	15	16	17	18	In	Total
TS TPC Scottsdale (Stadium)	Par	4	4	5	3	4	4	3	4	4	35	4	4	3	5	4	5	3	4	4	36	71

Adam Schenk -4

Course	DD1	DD2	FH	GIR	SH	SS	PT	OTT	APR	ARG	T2G	PUT	TOT					
TS Round 1	344	273	8	10	2	1	28	-0.854	0.250	1.700	1.096	-0.202	0.894					
TS Round 2	306	289	8	14	0	0	30	0.183	0.205	0.132	0.519	-0.237	0.282					
TS Round 3	283	304	4	12	1	0	29	-1.218	-0.628	-0.052	-1.638	1.278	-0.360					
TS Round 1	4	5	4	3	4	4	4	4	4	3	4	5	3	3	3	34	70	
TS Round 2	4	4	5	2	4	4	3	5	4	5	3	3	3	3	3	34	69	
TS Round 3	4	3	4	3	4	4	3	4	4	5	4	6	2	4	4	37	70	209

Brian Harman -4

Course	DD1	DD2	FH	GIR	SH	SS	PT	OTT	APR	ARG	T2G	PUT	TOT				
TS Round 1	318	264	10	9	2	1	26	-0.036	-2.474	0.764	-1.746	1.640	-0.106				
TS Round 2	290	270	10	12	2	2	29	0.293	-1.099	0.178	-0.629	0.911	0.282				
TS Round 3	283	284	9	12	1	1	26	0.031	-1.828	0.740	-0.852	1.372	0.520				
TS Round 1	3	4	4	3	4	5	4	4	4	5	2	5	3	3	36	71	
TS Round 2	4	3	4	4	4	4	3	5	4	4	4	3	4	4	34	69	
TS Round 3	4	3	5	3	4	4	3	4	4	4	5	2	3	4	35	69	209

Ryan Fox -4

Course	DD1	DD2	FH	GIR	SH	SS	PT	OTT	APR	ARG	T2G	PUT	TOT			
TS Round 1	295	298	8	15	3	2	30	1.273	2.559	0.007	3.839	1.055	4.894			
TS Round 2	315	303	7	14	2	0	31	1.006	0.112	-0.097	1.020	0.262	1.282			
TS Round 3	286	320	6	8	2	2	28	-2.060	-1.154	-0.230	-3.722	-1.324	-5.046			
TS Round 1	4	4	4	3	4	3	3	4	4	4	2	4	4	34	66	
TS Round 2	4	4	4	3	3	4	3	4	4	4	4	4	3	35	68	
TS Round 3	5	4	5	3	6	5	3	5	4	5	3	3	4	35	75	209

Strokes Gained Legend: OTT = Off the Tee APR = Approach the Green ARG = Around the Green T2G = Tee to Green PUT = Putting TOT = Total Strokes Gained





2024 WM Phoenix Open
Third Round Top Players



Course	Hole	1	2	3	4	5	6	7	8	9	Out	10	11	12	13	14	15	16	17	18	In	Total
TS TPC Scottsdale (Stadium)	Par	4	4	5	3	4	4	3	4	4	35	4	4	3	5	4	5	3	4	4	36	71

52 Carson Young				-3		Strokes Gained Statistics																	
Course		DD1	DD2	FH	GIR	SH	SS	PT	OTT	APR	ARG	T2G	PUT	TOT									
TS	Round 1	320	259	10	15	0	0	33	0.835	-0.272	0.343	0.906	-1.012	-0.106									
TS	Round 2	298	287	5	15	1	0	29	-0.324	0.264	1.004	0.943	1.339	2.282									
TS	Round 3	287	301	8	12	1	0	31	-0.287	0.599	-0.412	0.008	-1.698	-1.690									
TS	Round 1	4	4	④	④	4	4	3	4	4	35	4	4	3	5	4	⑥	②	4	4	36	71	
TS	Round 2	4	⑤	5	②	③	③	3	4	4	33	4	③	3	5	4	④	3	4	4	34	67	
TS	Round 3	4	4	④	3	4	4	3	⑤	③	34	4	⑥	④	④	4	④	3	4	⑤	38	72	210

Beau Hossler				-3		Strokes Gained Statistics																	
Course		DD1	DD2	FH	GIR	SH	SS	PT	OTT	APR	ARG	T2G	PUT	TOT									
TS	Round 1	305	297	9	14	1	1	33	-0.509	0.788	-0.160	0.119	-1.225	-1.106									
TS	Round 2	289	312	10	13	1	1	26	1.186	-0.006	0.160	1.339	1.943	3.282									
TS	Round 3	292	287	9	12	2	1	30	0.838	-1.574	0.940	-0.017	-0.914	-0.931									
TS	Round 1	4	⑥	5	3	4	4	④	4	4	38	4	⑤	3	④	4	④	②	4	4	34	72	
TS	Round 2	4	⑤	④	3	4	4	3	③	③	33	4	4	②	④	4	④	④	③	4	33	66	
TS	Round 3	4	4	④	④	4	4	④	4	4	36	③	4	④	5	4	5	3	③	⑤	36	72	210

Corey Connors				-3		Strokes Gained Statistics																	
Course		DD1	DD2	FH	GIR	SH	SS	PT	OTT	APR	ARG	T2G	PUT	TOT									
TS	Round 1	311	274	11	13	2	1	28	1.321	0.007	-0.163	1.165	1.729	2.894									
TS	Round 2	295	297	12	16	1	1	33	1.817	0.803	-0.525	2.094	-1.812	0.282									
TS	Round 3	294	279	11	12	1	0	33	0.715	1.023	-0.730	0.876	-0.998	-0.122									
TS	Round 1	4	③	5	3	③	4	3	4	⑤	34	③	4	④	5	4	5	②	③	4	34	68	
TS	Round 2	4	4	④	3	4	4	3	⑤	4	35	4	4	3	④	4	5	3	③	4	34	69	
TS	Round 3	4	⑤	④	3	4	⑤	3	4	③	35	4	4	④	④	⑥	④	3	⑤	4	38	73	210

Strokes Gained Legend: OTT = Off the Tee APR = Approach the Green ARG = Around the Green T2G = Tee to Green PUT = Putting TOT = Total Strokes Gained





2024 WM Phoenix Open
Third Round Top Players



Course	Hole	1	2	3	4	5	6	7	8	9	Out	10	11	12	13	14	15	16	17	18	In	Total
TS TPC Scottsdale (Stadium)	Par	4	4	5	3	4	4	3	4	4	35	4	4	3	5	4	5	3	4	4	36	71

Zac Blair -3

Course	DD1	DD2	FH	GIR	SH	SS	PT	OTT	APR	ARG	T2G	PUT	TOT									
TS Round 1	287	274	12	15	3	2	32	0.926	2.267	0.025	3.218	-1.324	1.894									
TS Round 2	258	274	8	15	1	0	30	-1.267	0.381	-0.341	-1.228	2.510	1.282									
TS Round 3	286	259	10	10	2	2	29	-1.013	-1.959	1.965	-1.001	-0.577	-1.578									
TS Round 1	③	4	5	3	4	4	3	4	4	34	4	4	3	④	⑤	④	3	4	4	35	69	
TS Round 2	4	4	5	3	4	4	3	4	4	35	4	③	④	④	③	5	②	⑤	③	33	68	
TS Round 3	4	4	5	3	⑤	4	3	4	4	36	⑤	4	3	5	4	5	3	4	4	37	73	210

Zach Johnson -3

Course	DD1	DD2	FH	GIR	SH	SS	PT	OTT	APR	ARG	T2G	PUT	TOT									
TS Round 1	278	268	7	13	2	2	30	-0.443	0.425	0.820	0.802	0.092	0.894									
TS Round 2	278	274	8	12	2	2	29	-1.170	-0.442	0.685	-0.928	0.210	-0.718									
TS Round 3	274	276	9	14	1	1	33	0.182	0.464	-0.427	0.492	-0.940	-0.448									
TS Round 1	4	4	5	3	4	4	3	4	⑤	36	③	4	3	④	4	5	3	4	4	34	70	
TS Round 2	4	4	5	3	4	4	3	⑤	4	36	③	4	3	5	4	5	3	③	4	34	70	
TS Round 3	4	⑤	④	②	4	4	3	4	4	34	4	4	3	5	4	⑥	3	③	4	36	70	210

Alex Noren -3

Course	DD1	DD2	FH	GIR	SH	SS	PT	OTT	APR	ARG	T2G	PUT	TOT									
TS Round 1	359	241	8	12	2	1	30	0.138	0.771	-0.196	0.713	1.181	1.894									
TS Round 2	290	256	9	12	0	0	30	0.506	-2.462	0.128	-1.829	0.111	-1.718									
TS Round 3	286	284	11	12	1	1	31	0.990	0.345	0.691	2.231	-1.711	0.520									
TS Round 1	⑤	4	④	3	4	4	3	③	4	34	4	4	3	④	⑤	5	②	4	4	35	69	
TS Round 2	⑤	4	5	3	4	⑤	3	③	4	36	4	4	3	④	4	5	3	4	4	35	71	
TS Round 3	4	4	5	②	4	4	④	4	4	35	4	4	④	④	⑤	④	3	③	4	35	70	210

Strokes Gained Legend: OTT = Off the Tee APR = Approach the Green ARG = Around the Green T2G = Tee to Green PUT = Putting TOT = Total Strokes Gained





2024 WM Phoenix Open Third Round Top Players



Course	Hole	1	2	3	4	5	6	7	8	9	Out	10	11	12	13	14	15	16	17	18	In	Total
TS TPC Scottsdale (Stadium)	Par	4	4	5	3	4	4	3	4	4	35	4	4	3	5	4	5	3	4	4	36	71

58 Martin Laird -2

Course		DD1	DD2	FH	GIR	SH	SS	PT	Strokes Gained Statistics						TOT								
		OTT	APR	ARG	T2G	PUT							TOT										
TS	Round 1	336	254	9	13	0	0	29	-0.361	-0.529	0.348	-0.542	2.436	1.894									
TS	Round 2	296	305	7	13	0	0	29	-0.472	-0.839	2.500	1.188	-0.906	0.282									
TS	Round 3	277	296	11	8	1	0	28	-0.216	-0.721	0.607	-0.551	0.620	0.069									
TS	Round 1	4	4	5	3	5	4	3	4	4	36	3	4	3	3	5	5	2	4	4	33	69	
TS	Round 2	4	4	5	3	4	4	3	4	3	34	4	4	4	4	4	5	2	4	4	35	69	
TS	Round 3	4	4	6	3	3	5	3	4	4	36	3	5	3	4	4	6	4	4	4	37	73	211

Taylor Moore -2

Course		DD1	DD2	FH	GIR	SH	SS	PT	Strokes Gained Statistics						TOT								
		OTT	APR	ARG	T2G	PUT							TOT										
TS	Round 1	305	314	9	13	1	1	29	1.201	-0.026	2.625	3.800	-1.906	1.894									
TS	Round 2	293	289	6	14	0	0	30	-1.416	0.989	-0.253	-0.681	-0.037	-0.718									
TS	Round 3	303	310	5	13	2	1	33	-0.210	0.759	1.149	1.806	-2.496	-0.690									
TS	Round 1	4	4	4	3	3	4	3	4	4	33	4	4	3	5	4	6	2	4	4	36	69	
TS	Round 2	4	6	5	3	4	4	3	4	4	37	4	4	3	4	4	4	3	3	4	33	70	
TS	Round 3	5	3	4	3	5	4	4	4	4	36	4	5	2	5	4	4	3	4	5	36	72	211

Min Woo Lee -2

Course		DD1	DD2	FH	GIR	SH	SS	PT	Strokes Gained Statistics						TOT								
		OTT	APR	ARG	T2G	PUT							TOT										
TS	Round 1	324	283	6	15	0	0	35	0.909	0.954	-0.838	1.025	-1.131	-0.106									
TS	Round 2	316	315	10	11	2	1	29	1.192	-0.179	0.745	1.757	-1.475	0.282									
TS	Round 3	321	293	8	11	3	0	29	0.593	-2.508	-0.103	-1.745	0.297	-1.448									
TS	Round 1	4	4	5	3	3	4	3	5	4	35	4	4	3	6	4	4	3	4	4	36	71	
TS	Round 2	4	5	3	2	4	4	4	4	4	34	4	4	3	4	4	4	4	4	4	35	69	
TS	Round 3	4	3	4	3	4	5	3	3	5	34	4	3	3	4	4	6	4	5	4	37	71	211

Strokes Gained Legend: OTT = Off the Tee APR = Approach the Green ARG = Around the Green T2G = Tee to Green PUT = Putting TOT = Total Strokes Gained



2024 WM Phoenix Open
Third Round Top Players



Course	Hole	1	2	3	4	5	6	7	8	9	Out	10	11	12	13	14	15	16	17	18	In	Total
TS TPC Scottsdale (Stadium)	Par	4	4	5	3	4	4	3	4	4	35	4	4	3	5	4	5	3	4	4	36	71

Tyson Alexander -2

Course		DD1	DD2	FH	GIR	SH	SS	PT	Strokes Gained Statistics						OTT	APR	ARG	T2G	PUT	TOT			
TS	Round 1	316	265	10	10	0	0	29	-0.583	-2.296	-0.044	-2.923	1.817	-1.106									
TS	Round 2	301	277	8	14	0	0	31	-0.509	2.907	-0.325	2.072	-0.790	1.282									
TS	Round 3	295	297	7	17	2	1	35	-0.162	0.428	0.642	1.113	-0.593	0.520									
TS	Round 1	③	⑤	④	3	4	4	3	4	4	34	4	⑥	④	④	4	5	3	4	4	38	72	
TS	Round 2	4	③	④	②	4	4	3	⑤	4	33	③	4	④	④	4	5	3	4	4	35	68	
TS	Round 3	4	4	5	3	4	4	④	4	4	36	4	4	②	5	③	⑥	3	4	4	35	71	211

Kevin Chappell -2

Course		DD1	DD2	FH	GIR	SH	SS	PT	Strokes Gained Statistics						OTT	APR	ARG	T2G	PUT	TOT			
TS	Round 1	321	278	6	13	0	0	32	-0.119	-1.011	-0.088	-1.218	0.112	-1.106									
TS	Round 2	303	294	6	11	1	1	27	-0.036	-2.610	0.029	-2.618	3.900	1.282									
TS	Round 3	293	299	5	10	4	3	29	0.138	-1.224	-0.031	-0.619	-0.381	-1.000									
TS	Round 1	4	4	④	3	⑤	4	3	4	4	35	4	⑤	④	④	4	5	3	4	4	37	72	
TS	Round 2	4	4	④	②	4	4	3	⑤	③	33	4	4	3	5	4	5	3	③	4	35	68	
TS	Round 3	4	4	④	3	4	⑤	3	③	⑤	35	4	4	④	④	4	⑥	3	③	4	36	71	211

63 Nicolo Galletti -1

Course		DD1	DD2	FH	GIR	SH	SS	PT	Strokes Gained Statistics						OTT	APR	ARG	T2G	PUT	TOT			
TS	Round 1	296	233	10	13	0	0	31	0.107	1.121	-0.215	1.013	-1.119	-0.106									
TS	Round 2	280	280	13	16	2	1	30	0.605	1.434	-0.285	1.753	0.529	2.282									
TS	Round 3	281	287	11	10	3	0	31	0.287	-1.510	0.326	-0.789	-1.901	-2.690									
TS	Round 1	4	4	5	②	③	⑤	3	4	4	34	4	4	3	5	⑤	5	3	4	4	37	71	
TS	Round 2	③	⑤	5	3	4	4	3	4	4	35	③	③	②	5	4	5	②	4	4	32	67	
TS	Round 3	4	4	④	④	⑤	4	④	4	4	37	4	4	④	④	⑤	5	3	③	⑤	37	74	212

Strokes Gained Legend: OTT = Off the Tee APR = Approach the Green ARG = Around the Green T2G = Tee to Green PUT = Putting TOT = Total Strokes Gained



2024 WM Phoenix Open Third Round Top Players



Course	Hole	1	2	3	4	5	6	7	8	9	Out	10	11	12	13	14	15	16	17	18	In	Total
TS TPC Scottsdale (Stadium)	Par	4	4	5	3	4	4	3	4	4	35	4	4	3	5	4	5	3	4	4	36	71

Matt NeSmith -1

Course		DD1	DD2	FH	GIR	SH	SS	PT	Strokes Gained Statistics						OTT	APR	ARG	T2G	PUT	TOT			
TS	Round 1	291	288	13	18	0	0	35	1.915	-0.173	-0.035	1.707	-0.813	0.894									
TS	Round 2	292	275	11	17	1	0	33	1.167	-0.176	-0.617	0.373	-0.091	0.282									
TS	Round 3	284	286	8	10	3	1	29	-0.093	-1.901	0.931	-0.975	0.085	-0.890									
TS	Round 1	4	4	5	3	4	4	3	4	4	35	③	4	3	5	4	5	3	4	4	35	70	
TS	Round 2	4	4	5	3	4	4	3	4	③	34	4	4	3	5	4	5	3	③	4	35	69	
TS	Round 3	③	⑤	⑥	②	⑤	4	④	4	4	37	4	4	④	④	⑤	⑥	②	③	4	36	73	212

Jesse Mueller -1

Course		DD1	DD2	FH	GIR	SH	SS	PT	Strokes Gained Statistics						OTT	APR	ARG	T2G	PUT	TOT			
TS	Round 1	265	279	8	13	1	0	31	0.466	-1.342	-0.311	-1.187	1.081	-0.106									
TS	Round 2	287	320	9	13	0	0	27	-0.028	-0.403	-0.766	-1.198	2.480	1.282									
TS	Round 3	270	281	8	12	2	2	31	-0.979	-0.582	-0.768	-2.241	0.351	-1.890									
TS	Round 1	4	③	5	②	⑤	③	3	4	⑤	34	4	4	3	5	4	5	④	4	4	37	71	
TS	Round 2	4	4	④	3	③	⑤	②	4	4	33	4	⑤	3	④	4	④	3	4	4	35	68	
TS	Round 3	⑥	4	5	3	4	4	3	4	⑤	38	4	4	3	5	4	5	②	③	⑤	35	73	212

Emiliano Grillo -1

Course		DD1	DD2	FH	GIR	SH	SS	PT	Strokes Gained Statistics						OTT	APR	ARG	T2G	PUT	TOT			
TS	Round 1	349	251	8	14	0	0	33	-0.280	2.286	-0.038	1.968	-2.074	-0.106									
TS	Round 2	255	272	10	16	0	0	31	0.216	-0.201	-0.478	-0.464	1.746	1.282									
TS	Round 3	291	291	7	13	1	1	33	-0.264	0.857	0.519	1.372	-1.732	-0.360									
TS	Round 1	4	4	5	3	4	⑤	3	⑤	4	37	4	4	3	④	4	5	②	4	4	34	71	
TS	Round 2	4	4	5	3	4	⑤	3	4	4	36	③	4	②	5	4	④	②	4	4	32	68	
TS	Round 3	4	4	5	④	4	4	④	4	4	37	⑤	⑤	④	④	4	④	3	③	4	36	73	212

Strokes Gained Legend: OTT = Off the Tee APR = Approach the Green ARG = Around the Green T2G = Tee to Green PUT = Putting TOT = Total Strokes Gained



2024 WM Phoenix Open
Third Round Top Players



Course	Hole	1	2	3	4	5	6	7	8	9	Out	10	11	12	13	14	15	16	17	18	In	Total
TS TPC Scottsdale (Stadium)	Par	4	4	5	3	4	4	3	4	4	35	4	4	3	5	4	5	3	4	4	36	71

Mark Hubbard -1

Course		DD1	DD2	FH	GIR	SH	SS	PT	Strokes Gained Statistics						TOT									
		OTT	APR	ARG	T2G	PUT							TOT											
TS	Round 1	293	290	8	14	1	0	29	-0.226	1.087	0.150	1.011	-0.117	0.894										
TS	Round 2	290	279	9	12	1	1	29	-1.386	0.645	-0.262	-1.004	0.286	-0.718										
TS	Round 3	285	303	8	11	2	1	29	-0.147	0.523	-0.823	-0.242	-0.238	-0.480										
TS	Round 1		4	4	5	3	4	③	3	③	⑤	34	⑤	⑤	3	④	4	④	3	4	4	36	70	
TS	Round 2		⑤	⑤	④	3	③	4	②	⑤	⑤	36	⑤	4	3	④	4	④	3	③	4	34	70	
TS	Round 3		4	⑤	④	3	4	4	④	4	4	36	4	4	④	④	⑥	④	3	③	4	36	72	212

68 Byeong Hun An E

Course		DD1	DD2	FH	GIR	SH	SS	PT	Strokes Gained Statistics						TOT									
		OTT	APR	ARG	T2G	PUT							TOT											
TS	Round 1	316	290	7	11	1	1	29	0.932	-0.219	-0.239	0.474	0.420	0.894										
TS	Round 2	317	305	7	17	0	0	32	0.951	1.086	-0.204	1.832	-0.550	1.282										
TS	Round 3	288	298	8	11	0	0	32	-0.745	-1.185	-0.589	-2.492	-2.525	-5.017										
TS	Round 1		⑤	⑤	④	②	4	⑤	3	4	③	35	4	③	②	5	4	⑥	④	③	4	35	70	
TS	Round 2		4	4	5	3	③	③	3	4	4	33	⑤	4	3	④	③	⑥	3	③	4	35	68	
TS	Round 3		4	⑤	5	④	4	⑤	3	⑤	4	39	4	⑤	3	④	4	⑥	②	4	4	36	75	213

Matt Wallace E

Course		DD1	DD2	FH	GIR	SH	SS	PT	Strokes Gained Statistics						TOT									
		OTT	APR	ARG	T2G	PUT							TOT											
TS	Round 1	301	254	6	9	1	0	31	0.238	-1.437	0.725	-0.474	-3.632	-4.106										
TS	Round 2	302	281	9	16	2	2	29	0.264	3.642	0.831	4.736	0.546	5.282										
TS	Round 3	296	302	7	12	0	0	34	-3.499	-0.025	-0.615	-3.879	-0.481	-4.360										
TS	Round 1		4	4	5	3	4	4	④	4	4	36	4	4	④	④	⑤	5	④	4	⑤	39	75	
TS	Round 2		4	4	④	②	③	4	3	4	4	32	③	4	3	④	4	④	3	③	4	32	64	
TS	Round 3		⑤	⑤	④	②	4	4	3	4	⑤	36	4	⑤	3	④	4	⑥	④	4	4	38	74	213

Strokes Gained Legend: OTT = Off the Tee APR = Approach the Green ARG = Around the Green T2G = Tee to Green PUT = Putting TOT = Total Strokes Gained



2024 WM Phoenix Open Third Round Top Players



Course	Hole	1	2	3	4	5	6	7	8	9	Out	10	11	12	13	14	15	16	17	18	In	Total
TS TPC Scottsdale (Stadium)	Par	4	4	5	3	4	4	3	4	4	35	4	4	3	5	4	5	3	4	4	36	71

Justin Lower

E

Strokes Gained Statistics

Course	DD1	DD2	FH	GIR	SH	SS	PT	OTT	APR	ARG	T2G	PUT	TOT									
TS Round 1	305	277	8	15	1	0	34	1.083	0.298	-0.455	0.926	-1.032	-0.106									
TS Round 2	301	298	7	13	1	0	29	-0.006	1.355	0.990	2.338	-2.056	0.282									
TS Round 3	283	285	5	12	3	1	31	-1.514	-0.943	-0.703	-2.887	-0.561	-3.448									
TS Round 1	4	4	④	3	4	4	3	4	4	34	4	4	②	5	⑤	5	④	4	4	37	71	
TS Round 2	4	⑤	5	②	4	③	3	⑤	4	35	4	4	3	5	4	④	④	③	③	34	69	
TS Round 3	4	4	5	②	⑤	4	3	4	③	34	⑤	4	④	5	4	5	④	4	4	39	73	213

71 Sami Valimaki

+1

Strokes Gained Statistics

Course	DD1	DD2	FH	GIR	SH	SS	PT	OTT	APR	ARG	T2G	PUT	TOT									
TS Round 1	297	291	7	14	1	1	31	0.990	1.375	1.204	3.569	-1.675	1.894									
TS Round 2	292	302	8	15	0	0	33	-0.558	0.769	-0.111	0.099	-0.817	-0.718									
TS Round 3	302	288	5	12	2	1	32	-2.298	1.793	-2.760	-3.177	-0.713	-3.890									
TS Round 1	4	4	③	3	4	4	3	4	⑥	35	4	4	3	5	4	5	②	③	4	34	69	
TS Round 2	4	③	④	3	③	⑤	②	③	4	31	4	4	3	⑦	4	5	3	4	⑤	39	70	
TS Round 3	4	⑤	④	3	⑤	4	3	4	4	36	4	4	⑥	④	4	5	3	⑤	4	39	75	214

Seamus Power

+1

Strokes Gained Statistics

Course	DD1	DD2	FH	GIR	SH	SS	PT	OTT	APR	ARG	T2G	PUT	TOT									
TS Round 1	319	300	7	13	1	1	31	1.525	-1.246	1.052	1.331	-1.437	-0.106									
TS Round 2	296	288	8	14	1	1	30	0.060	0.302	0.963	1.324	-1.042	0.282									
TS Round 3	339	295	8	12	2	1	35	0.432	0.010	0.139	0.854	-1.302	-0.448									
TS Round 1	4	⑤	5	3	4	③	④	4	4	36	4	4	3	④	4	5	3	4	4	35	71	
TS Round 2	4	4	④	3	4	4	④	⑤	4	36	4	4	3	④	4	④	3	4	③	33	69	
TS Round 3	4	⑤	④	④	⑤	4	3	4	⑤	38	4	4	3	5	4	5	3	4	4	36	74	214

Strokes Gained Legend: OTT = Off the Tee APR = Approach the Green ARG = Around the Green T2G = Tee to Green PUT = Putting TOT = Total Strokes Gained



2024 WM Phoenix Open Third Round Top Players



Course	Hole	1	2	3	4	5	6	7	8	9	Out	10	11	12	13	14	15	16	17	18	In	Total		
TS TPC Scottsdale (Stadium)	Par	4	4	5	3	4	4	3	4	4	35	4	4	3	5	4	5	3	4	4	36	71		
<hr/>																								
73 Sungjae Im		+2																						
		Strokes Gained Statistics																						
Course		DD1	DD2	FH	GIR	SH	SS	PT	OTT	APR	ARG	T2G	PUT	TOT										
TS	Round 1	303	266	6	10	3	2	28	-0.059	-0.808	1.547	0.680	0.214	0.894										
TS	Round 2	331	280	8	13	2	1	31	0.538	0.039	-0.225	0.351	-1.069	-0.718										
TS	Round 3	285	315	10	9	3	2	31	1.011	-2.185	-0.242	-1.200	-2.316	-3.516										
TS	Round 1		③	③	5	3	4	4	3	4	4	33	4	4	3	5	⑤	5	3	4	4	37	70	
TS	Round 2		4	4	④	④	4	③	3	⑤	4	35	4	4	3	5	⑤	④	3	③	4	35	70	
TS	Round 3		4	4	5	3	⑤	4	3	4	4	36	4	4	④	④	⑤	⑥	④	4	4	39	75	215
<hr/>																								
Cut Sam Ryder		-1																						
		Strokes Gained Statistics																						
Course		DD1	DD2	FH	GIR	SH	SS	PT	OTT	APR	ARG	T2G	PUT	TOT										
TS	Round 1	292	285	7	14	2	1	31	0.274	2.419	0.132	2.825	-0.931	1.894										
TS	Round 2	277	278	10	13	1	1	31	-0.651	-0.756	-0.469	-1.877	-0.841	-2.718										
TS	Round 1		4	4	④	3	4	4	3	4	4	34	4	4	3	5	4	5	②	4	4	35	69	
TS	Round 2		4	4	④	④	⑤	4	3	4	4	36	4	4	3	5	4	⑥	④	③	③	36	72	141
<hr/>																								
Cut Will Gordon		-1																						
		Strokes Gained Statistics																						
Course		DD1	DD2	FH	GIR	SH	SS	PT	OTT	APR	ARG	T2G	PUT	TOT										
TS	Round 1	293	293	6	17	1	0	34	0.631	2.806	-0.484	2.953	-2.059	0.894										
TS	Round 2	303	306	6	13	0	0	29	-1.512	-0.644	0.041	-2.116	0.398	-1.718										
TS	Round 1		4	⑤	④	3	⑤	③	3	4	4	35	4	4	3	5	4	5	②	4	4	35	70	
TS	Round 2		4	4	④	④	③	4	3	4	4	34	4	4	3	④	4	⑧	②	4	4	37	71	141
<hr/>																								
Cut Stewart Cink		-1																						
		Strokes Gained Statistics																						
Course		DD1	DD2	FH	GIR	SH	SS	PT	OTT	APR	ARG	T2G	PUT	TOT										
TS	Round 1	332	279	10	16	1	0	35	0.207	2.386	-0.871	1.722	-1.828	-0.106										
TS	Round 2	290	315	8	11	2	2	28	-1.820	-1.174	0.380	-2.615	1.897	-0.718										

Strokes Gained Legend: OTT = Off the Tee APR = Approach the Green ARG = Around the Green T2G = Tee to Green PUT = Putting TOT = Total Strokes Gained



2024 WM Phoenix Open Third Round Top Players



Course	Hole	1	2	3	4	5	6	7	8	9	Out	10	11	12	13	14	15	16	17	18	In	Total	
TS	TPC Scottsdale (Stadium)	4	4	5	3	4	4	3	4	4	35	4	4	3	5	4	5	3	4	4	36	71	
TS	Round 1	4	4	④	3	③	4	⑤	4	4	35	4	4	3	④	4	5	3	⑤	4	36	71	
TS	Round 2	4	③	5	3	⑤	③	3	4	4	34	4	⑥	②	④	4	5	3	③	⑤	36	70	141
Cut J.T. Poston		-1										Strokes Gained Statistics											
Course		DD1	DD2	FH	GIR	SH	SS	PT	OTT	APR	ARG	T2G	PUT	TOT									
TS	Round 1	294	300	8	13	2	2	29	0.685	-1.581	0.183	-0.713	1.607	0.894									
TS	Round 2	282	308	10	15	0	0	35	1.035	2.634	-0.690	2.978	-4.696	-1.718									
TS	Round 1	4	⑤	⑥	3	4	③	④	4	4	37	③	4	3	④	4	5	3	③	4	33	70	
TS	Round 2	⑤	4	③	④	4	4	3	⑤	4	36	4	⑤	④	④	4	④	3	③	4	35	71	141
Cut Camilo Villegas		-1										Strokes Gained Statistics											
Course		DD1	DD2	FH	GIR	SH	SS	PT	OTT	APR	ARG	T2G	PUT	TOT									
TS	Round 1	301	300	3	13	1	0	30	-1.367	-0.072	0.563	-0.876	1.770	0.894									
TS	Round 2	299	274	8	12	3	2	31	-0.041	-0.357	0.359	-0.040	-1.678	-1.718									
TS	Round 1	4	4	⑥	3	4	4	④	4	4	37	4	4	②	④	4	5	②	4	4	33	70	
TS	Round 2	4	⑤	5	3	⑤	③	②	4	⑤	36	4	③	3	④	⑤	5	④	③	4	35	71	141
Cut Cameron Champ		-1										Strokes Gained Statistics											
Course		DD1	DD2	FH	GIR	SH	SS	PT	OTT	APR	ARG	T2G	PUT	TOT									
TS	Round 1	335	316	9	15	0	0	32	0.500	0.344	-0.566	0.278	0.616	0.894									
TS	Round 2	318	276	9	12	2	1	31	0.995	-1.906	0.071	-0.841	-0.877	-1.718									
TS	Round 1	4	4	③	3	4	4	3	4	⑤	34	4	4	3	⑥	4	5	3	4	③	36	70	
TS	Round 2	4	⑤	5	3	4	4	3	4	4	36	⑤	4	3	④	4	④	3	4	4	35	71	141
Cut Ryan Moore		-1										Strokes Gained Statistics											
Course		DD1	DD2	FH	GIR	SH	SS	PT	OTT	APR	ARG	T2G	PUT	TOT									
TS	Round 1	301	262	9	15	2	0	34	0.132	1.107	-1.232	0.007	-1.113	-1.106									
TS	Round 2	255	276	9	11	4	2	27	-0.655	-2.354	1.411	-1.599	1.881	0.282									

Strokes Gained Legend: OTT = Off the Tee APR = Approach the Green ARG = Around the Green T2G = Tee to Green PUT = Putting TOT = Total Strokes Gained



2024 WM Phoenix Open
Third Round Top Players



Course	Hole	1	2	3	4	5	6	7	8	9	Out	10	11	12	13	14	15	16	17	18	In	Total
TS TPC Scottsdale (Stadium)	Par	4	4	5	3	4	4	3	4	4	35	4	4	3	5	4	5	3	4	4	36	71

TS	Round 1	5	4	4	3	4	3	4	4	4	35	4	4	4	4	4	5	3	4	5	37	72	
TS	Round 2	4	4	5	3	4	3	3	5	4	35	4	3	2	4	4	6	4	3	4	34	69	141

Cut Luke Donald -1

Course	DD1	DD2	FH	GIR	SH	SS	PT	OTT	APR	ARG	T2G	PUT	TOT										
TS Round 1	320	240	7	11	1	1	27	-0.846	-1.431	1.227	-1.050	1.944	0.894										
TS Round 2	291	260	8	12	0	0	29	-0.508	-0.734	-0.594	-1.837	0.119	-1.718										
TS Round 1		3	4	6	3	4	4	3	4	4	35	4	4	4	3	5	3	4	3	35	70		
TS Round 2		5	4	5	3	4	4	3	4	5	37	4	4	2	4	4	5	4	3	4	34	71	141

Strokes Gained Statistics

Cut Erik van Rooyen -1

Course	DD1	DD2	FH	GIR	SH	SS	PT	OTT	APR	ARG	T2G	PUT	TOT										
TS Round 1	355	272	8	12	1	1	30	-1.268	0.131	0.399	-0.738	-0.368	-1.106										
TS Round 2	277	270	7	14	1	1	30	-0.135	0.876	-0.375	0.365	-0.083	0.282										
TS Round 1		5	5	4	3	4	4	3	5	4	37	3	4	4	4	5	2	5	4	35	72		
TS Round 2		4	4	5	3	4	4	3	4	4	35	4	3	3	4	4	4	3	4	5	34	69	141

Strokes Gained Statistics

Cut Adam Svensson -1

Course	DD1	DD2	FH	GIR	SH	SS	PT	OTT	APR	ARG	T2G	PUT	TOT										
TS Round 1	326	258	10	13	1	1	33	0.655	-0.366	-0.500	-0.211	0.105	-0.106										
TS Round 2	297	298	12	14	1	0	31	1.363	-0.310	-0.716	0.336	-1.054	-0.718										
TS Round 1		4	4	5	3	5	4	3	4	4	36	4	3	3	4	6	3	4	4	35	71		
TS Round 2		4	4	5	3	4	4	3	4	4	35	4	4	3	5	4	5	3	3	4	35	70	141

Strokes Gained Statistics

Cut Ryo Hisatsune -1

Course	DD1	DD2	FH	GIR	SH	SS	PT	OTT	APR	ARG	T2G	PUT	TOT
TS Round 1	344	246	7	13	0	0	32	-0.579	-0.442	-0.097	-1.118	-0.988	-2.106

Strokes Gained Statistics

Strokes Gained Legend: OTT = Off the Tee APR = Approach the Green ARG = Around the Green T2G = Tee to Green PUT = Putting TOT = Total Strokes Gained



2024 WM Phoenix Open
Third Round Top Players



Course	Hole	1	2	3	4	5	6	7	8	9	Out	10	11	12	13	14	15	16	17	18	In	Total	
TS TPC Scottsdale (Stadium)	Par	4	4	5	3	4	4	3	4	4	35	4	4	3	5	4	5	3	4	4	36	71	
TS	Round 2	297	294	11	13	2	2	29				1.000	-0.504	2.371	2.866	-1.584	1.282						
TS	Round 1	4	③	5	3	③	4	3	⑤	⑤	35	⑤	⑥	3	5	4	④	3	4	4	38	73	
TS	Round 2	4	4	5	3	4	4	②	⑤	③	34	4	4	3	④	4	④	④	③	4	34	68	141
Cut Luke List		-1										Strokes Gained Statistics											
Course		DD1	DD2	FH	GIR	SH	SS	PT				OTT	APR	ARG	T2G	PUT	TOT						
TS	Round 1	328	278	9	10	3	0	27				0.914	-1.354	-2.017	-2.457	1.351	-1.106						
TS	Round 2	288	292	9	14	0	0	30				0.705	-0.395	-0.597	-0.288	0.570	0.282						
TS	Round 1	4	4	5	3	4	4	②	⑤	⑦	38	4	4	3	④	4	④	3	③	⑤	34	72	
TS	Round 2	4	4	5	3	4	4	3	4	4	35	③	4	3	5	③	④	3	4	⑤	34	69	141
Cut Andrew Putnam		-1										Strokes Gained Statistics											
Course		DD1	DD2	FH	GIR	SH	SS	PT				OTT	APR	ARG	T2G	PUT	TOT						
TS	Round 1	301	243	10	11	1	0	32				-0.102	-1.503	-0.027	-1.632	-0.474	-2.106						
TS	Round 2	270	269	10	15	2	2	30				-0.673	0.824	-0.658	-0.508	1.790	1.282						
TS	Round 1	4	⑤	5	④	③	4	3	⑤	4	37	③	4	3	④	4	5	④	⑤	4	36	73	
TS	Round 2	4	4	④	3	⑤	③	3	4	4	34	4	⑤	②	5	③	④	3	4	4	34	68	141
Cut Aaron Rai		-1										Strokes Gained Statistics											
Course		DD1	DD2	FH	GIR	SH	SS	PT				OTT	APR	ARG	T2G	PUT	TOT						
TS	Round 1	304	253	7	14	0	0	33				-1.434	-2.682	-0.219	-4.335	-0.771	-5.106						
TS	Round 2	293	289	12	15	0	0	28				1.030	2.227	0.389	3.645	0.637	4.282						
TS	Round 1	4	4	⑧	②	③	4	3	4	4	36	⑤	4	④	④	4	⑧	3	4	4	40	76	
TS	Round 2	③	⑤	④	3	③	4	3	4	③	32	③	4	3	④	4	5	3	③	4	33	65	141
Cut Dylan Wu		-1										Strokes Gained Statistics											
Course		DD1	DD2	FH	GIR	SH	SS	PT				OTT	APR	ARG	T2G	PUT	TOT						

Strokes Gained Legend: OTT = Off the Tee APR = Approach the Green ARG = Around the Green T2G = Tee to Green PUT = Putting TOT = Total Strokes Gained



2024 WM Phoenix Open Third Round Top Players



Course	Hole	1	2	3	4	5	6	7	8	9	Out	10	11	12	13	14	15	16	17	18	In	Total	
TS TPC Scottsdale (Stadium)	Par	4	4	5	3	4	4	3	4	4	35	4	4	3	5	4	5	3	4	4	36	71	
TS	Round 1	283	280	5	9	1	0	32				-0.961	-1.898	-0.928	-3.787	-1.319	-5.106						
TS	Round 2	292	283	11	14	1	0	28				0.655	1.966	1.123	3.743	0.539	4.282						
TS	Round 1		5	4	4	2	4	5	3	5	5	37	4	5	4	6	4	5	3	4	4	39	76
TS	Round 2		4	4	5	4	4	3	2	4	4	34	4	4	2	4	4	2	3	4	31	65	141
Cut Brandon Wu												Strokes Gained Statistics											
Course		DD1	DD2	FH	GIR	SH	SS	PT				OTT	APR	ARG	T2G	PUT	TOT						
TS	Round 1	348	275	8	13	2	1	33				-2.318	1.186	-0.689	-1.821	-0.285	-2.106						
TS	Round 2	301	283	7	16	0	0	33				-0.644	1.372	-0.112	0.615	-0.333	0.282						
TS	Round 1		4	3	4	4	5	4	4	4	35	5	5	3	5	3	6	3	3	5	38	73	
TS	Round 2		4	4	5	3	4	4	3	4	35	4	4	3	4	4	4	3	4	4	34	69	142
Cut Ben Martin												Strokes Gained Statistics											
Course		DD1	DD2	FH	GIR	SH	SS	PT				OTT	APR	ARG	T2G	PUT	TOT						
TS	Round 1	306	280	9	12	0	0	29				-0.643	1.070	1.450	1.877	0.017	1.894						
TS	Round 2	291	297	8	11	3	1	31				-0.432	-0.385	-1.859	-2.677	-1.041	-3.718						
TS	Round 1		4	4	3	3	5	4	3	4	34	4	4	3	4	5	3	4	4	35	69		
TS	Round 2		4	5	3	4	3	3	4	4	36	3	4	3	6	4	5	3	5	4	37	73	142
Cut K.H. Lee												Strokes Gained Statistics											
Course		DD1	DD2	FH	GIR	SH	SS	PT				OTT	APR	ARG	T2G	PUT	TOT						
TS	Round 1	301	272	8	9	1	0	30				-0.405	-1.366	-0.861	-2.632	-0.474	-3.106						
TS	Round 2	300	298	9	12	3	1	27				-0.268	0.549	-0.222	0.058	1.224	1.282						
TS	Round 1		3	5	3	3	4	4	4	4	35	4	4	5	5	4	2	5	5	39	74		
TS	Round 2		4	3	3	3	4	3	4	5	34	3	4	3	5	3	5	3	4	4	34	68	142

Strokes Gained Legend: OTT = Off the Tee APR = Approach the Green ARG = Around the Green T2G = Tee to Green PUT = Putting TOT = Total Strokes Gained



2024 WM Phoenix Open Third Round Top Players



Course	Hole	1	2	3	4	5	6	7	8	9	Out	10	11	12	13	14	15	16	17	18	In	Total		
TS TPC Scottsdale (Stadium)	Par	4	4	5	3	4	4	3	4	4	35	4	4	3	5	4	5	3	4	4	36	71		
<hr/>																								
Cut Chad Ramey	E											Strokes Gained Statistics												
Course		DD1	DD2	FH	GIR	SH	SS	PT							OTT	APR	ARG	T2G	PUT	TOT				
TS	Round 1	280	296	6	10	4	3	28							-0.111	-2.028	-0.157	-2.296	2.190	-0.106				
TS	Round 2	270	313	9	13	3	0	28							0.284	0.001	-2.505	-2.221	0.503	-1.718				
TS	Round 1		4	4	5	3	4	4	3	③	4	34	4	4	3	6	4	6	3	③	4	37	71	
TS	Round 2		4	4	5	②	4	4	4	4	5	36	4	4	3	5	③	④	3	③	6	35	71	142
<hr/>																								
Cut Scott Stallings	E											Strokes Gained Statistics												
Course		DD1	DD2	FH	GIR	SH	SS	PT							OTT	APR	ARG	T2G	PUT	TOT				
TS	Round 1	288	315	6	15	1	0	30							-2.515	1.034	2.501	1.020	-0.126	0.894				
TS	Round 2	282	283	7	14	1	0	32							-0.146	-1.445	0.707	-0.885	-1.833	-2.718				
TS	Round 1		4	③	5	3	4	4	3	4	5	35	③	4	4	④	4	5	3	4	4	35	70	
TS	Round 2		4	6	③	3	4	4	3	4	4	35	4	4	3	5	4	5	4	4	4	37	72	142
<hr/>																								
Cut Michael Kim	E											Strokes Gained Statistics												
Course		DD1	DD2	FH	GIR	SH	SS	PT							OTT	APR	ARG	T2G	PUT	TOT				
TS	Round 1	298	295	9	14	1	0	33							1.032	0.605	-1.079	0.558	-0.664	-0.106				
TS	Round 2	227	290	7	13	2	0	31							0.210	0.251	-1.988	-1.528	-0.190	-1.718				
TS	Round 1		5	4	④	3	4	4	4	4	5	37	③	5	4	④	4	④	3	③	4	34	71	
TS	Round 2		4	③	④	3	4	4	3	5	4	34	4	6	3	④	4	④	3	4	5	37	71	142
<hr/>																								
Cut Kevin Yu	E											Strokes Gained Statistics												
Course		DD1	DD2	FH	GIR	SH	SS	PT							OTT	APR	ARG	T2G	PUT	TOT				
TS	Round 1	335	287	10	13	2	0	29							0.207	0.497	-1.212	-0.508	2.402	1.894				
TS	Round 2	308	300	9	13	1	1	33							0.667	-1.492	-1.936	-2.762	-0.956	-3.718				
TS	Round 1		③	4	④	3	4	4	3	4	4	33	4	③	4	5	4	④	②	5	5	36	69	
TS	Round 2		③	4	④	3	4	6	4	6	4	38	5	4	3	5	4	④	3	③	4	35	73	142

Strokes Gained Legend: OTT = Off the Tee APR = Approach the Green ARG = Around the Green T2G = Tee to Green PUT = Putting TOT = Total Strokes Gained



2024 WM Phoenix Open
Third Round Top Players



Course	Hole	1	2	3	4	5	6	7	8	9	Out	10	11	12	13	14	15	16	17	18	In	Total
TS TPC Scottsdale (Stadium)	Par	4	4	5	3	4	4	3	4	4	35	4	4	3	5	4	5	3	4	4	36	71

Cut Robert MacIntyre E

Course	DD1	DD2	FH	GIR	SH	SS	PT	OTT	APR	ARG	T2G	PUT	TOT			
TS Round 1	323	280	7	12	2	1	32	0.153	-0.747	0.849	0.255	-2.361	-2.106			
TS Round 2	292	272	10	14	0	0	31	0.983	0.595	0.031	1.608	-1.326	0.282			
TS Round 1	4	5	4	3	3	4	4	4	5	3	5	4	4	36	73	
TS Round 2	4	4	3	3	4	4	4	4	4	4	3	4	4	35	69	142

Cut Max Homa E

Course	DD1	DD2	FH	GIR	SH	SS	PT	OTT	APR	ARG	T2G	PUT	TOT			
TS Round 1	330	277	4	13	0	0	32	-1.402	0.234	-0.407	-1.575	-0.531	-2.106			
TS Round 2	299	281	6	12	0	0	29	-1.116	-0.293	1.351	-0.059	0.341	0.282			
TS Round 1	4	5	5	3	5	4	3	4	4	4	3	4	5	36	73	
TS Round 2	4	4	4	3	4	4	3	4	4	4	3	4	4	35	69	142

Cut J.J. Spaun E

Course	DD1	DD2	FH	GIR	SH	SS	PT	OTT	APR	ARG	T2G	PUT	TOT			
TS Round 1	331	245	6	9	2	0	29	-0.169	-0.837	-0.354	-1.360	-1.746	-3.106			
TS Round 2	282	258	9	14	0	0	30	-0.925	2.940	-0.111	1.903	-0.621	1.282			
TS Round 1	3	3	5	4	4	4	3	4	5	4	4	4	5	39	74	
TS Round 2	3	4	4	3	4	4	2	5	3	4	4	4	4	36	68	142

Cut Peter Malnati +1

Course	DD1	DD2	FH	GIR	SH	SS	PT	OTT	APR	ARG	T2G	PUT	TOT		
TS Round 1	305	271	4	15	1	0	34	-0.303	1.472	0.014	1.183	-1.289	-0.106		
TS Round 2	281	341	5	9	4	2	28	-1.371	-1.034	-1.026	-3.432	0.714	-2.718		
TS Round 1	4	4	5	3	4	3	4	4	4	4	3	4	4	36	71

Strokes Gained Legend: OTT = Off the Tee APR = Approach the Green ARG = Around the Green T2G = Tee to Green PUT = Putting TOT = Total Strokes Gained





2024 WM Phoenix Open Third Round Top Players



Course	Hole	1	2	3	4	5	6	7	8	9	Out	10	11	12	13	14	15	16	17	18	In	Total	
TS TPC Scottsdale (Stadium)	Par	4	4	5	3	4	4	3	4	4	35	4	4	3	5	4	5	3	4	4	36	71	
TS	Round 2	4	4	④	3	4	4	④	4	⑤	36	⑤	4	3	5	4	③	3	⑤	4	36	72	143
Cut Chesson Hadley												Strokes Gained Statistics											
Course		DD1	DD2	FH	GIR	SH	SS	PT							OTT	APR	ARG	T2G	PUT	TOT			
TS	Round 1	308	275	4	14	0	0	34							-1.310	0.711	-2.156	-2.755	0.649	-2.106			
TS	Round 2	297	271	8	11	2	2	26							-1.307	-1.599	-0.734	-3.641	2.923	-0.718			
TS	Round 1	4	4	⑥	3	4	4	④	4	4	37	4	4	3	5	4	5	②	⑤	4	36	73	
TS	Round 2	4	4	④	3	4	4	3	4	③	33	4	4	3	5	③	④	3	⑤	⑥	37	70	143
Cut Troy Merritt												Strokes Gained Statistics											
Course		DD1	DD2	FH	GIR	SH	SS	PT							OTT	APR	ARG	T2G	PUT	TOT			
TS	Round 1	280	291	9	16	0	0	32							-0.012	0.744	1.111	1.843	0.051	1.894			
TS	Round 2	293	275	5	10	2	1	28							-2.429	-1.660	-2.426	-6.516	1.798	-4.718			
TS	Round 1	4	4	5	3	③	4	②	4	⑤	34	③	4	3	⑥	4	④	3	4	4	35	69	
TS	Round 2	4	4	④	④	4	4	3	4	4	35	4	4	④	5	4	④	3	⑦	4	39	74	143
Cut Alexander Björk												Strokes Gained Statistics											
Course		DD1	DD2	FH	GIR	SH	SS	PT							OTT	APR	ARG	T2G	PUT	TOT			
TS	Round 1	286	263	10	12	2	1	27							-0.382	2.521	-1.416	0.723	2.171	2.894			
TS	Round 2	287	285	10	12	3	0	32							-0.489	-1.801	-2.035	-4.326	-1.392	-5.718			
TS	Round 1	③	4	④	②	⑤	4	3	4	③	32	⑤	4	3	5	4	5	3	③	4	36	68	
TS	Round 2	4	4	5	3	4	4	⑥	⑤	4	39	4	4	3	5	4	5	3	4	4	36	75	143
Cut Nate Lashley												Strokes Gained Statistics											
Course		DD1	DD2	FH	GIR	SH	SS	PT							OTT	APR	ARG	T2G	PUT	TOT			
TS	Round 1	317	289	10	14	2	1	33							0.471	-1.247	-0.580	-1.356	1.250	-0.106			
TS	Round 2	292	274	9	11	0	0	30							-0.084	-1.217	0.833	-0.469	-2.249	-2.718			

Strokes Gained Legend: OTT = Off the Tee APR = Approach the Green ARG = Around the Green T2G = Tee to Green PUT = Putting TOT = Total Strokes Gained



2024 WM Phoenix Open Third Round Top Players



Course	Hole	1	2	3	4	5	6	7	8	9	Out	10	11	12	13	14	15	16	17	18	In	Total	
TS TPC Scottsdale (Stadium)	Par	4	4	5	3	4	4	3	4	4	35	4	4	3	5	4	5	3	4	4	36	71	
TS	Round 1	5	4	4	4	4	4	3	4	4	36	4	4	3	4	3	6	3	4	4	35	71	
TS	Round 2	4	4	5	4	4	4	3	4	4	36	4	5	2	4	3	5	4	4	5	36	72	143
Cut Victor Perez +1												Strokes Gained Statistics											
Course		DD1	DD2	FH	GIR	SH	SS	PT				OTT	APR	ARG	T2G	PUT	TOT						
TS	Round 1	329	259	11	14	0	0	36				0.145	0.401	-0.024	0.522	-3.628	-3.106						
TS	Round 2	299	306	7	15	0	0	32				0.130	0.658	-0.814	-0.027	0.309	0.282						
TS	Round 1	4	4	4	3	5	4	4	4	5	37	4	4	3	4	5	3	5	4	37	74		
TS	Round 2	4	4	4	3	3	4	3	4	4	33	4	4	3	4	5	4	4	4	36	69	143	
Cut Chris Gotterup +1												Strokes Gained Statistics											
Course		DD1	DD2	FH	GIR	SH	SS	PT				OTT	APR	ARG	T2G	PUT	TOT						
TS	Round 1	336	256	5	10	4	2	28				-0.144	-1.611	0.053	-1.702	2.596	0.894						
TS	Round 2	329	326	7	13	2	2	32				0.652	-1.338	-0.682	-1.369	-2.349	-3.718						
TS	Round 1	4	4	4	2	5	3	3	4	4	33	4	4	3	5	4	5	4	4	37	70		
TS	Round 2	4	4	5	2	5	6	3	4	3	36	4	5	3	5	4	5	3	3	5	37	73	143
Cut Greyson Sigg +2												Strokes Gained Statistics											
Course		DD1	DD2	FH	GIR	SH	SS	PT				OTT	APR	ARG	T2G	PUT	TOT						
TS	Round 1	350	257	9	9	2	1	29				0.584	-0.731	-1.406	-1.553	-0.553	-2.106						
TS	Round 2	290	285	11	16	1	0	34				0.339	0.136	0.016	0.490	-2.208	-1.718						
TS	Round 1	4	4	4	3	4	4	4	4	5	36	4	4	2	5	5	4	4	4	37	73		
TS	Round 2	4	4	5	3	4	4	3	5	4	36	4	4	3	5	4	5	3	3	4	35	71	144
Cut Lee Hodges +2												Strokes Gained Statistics											
Course		DD1	DD2	FH	GIR	SH	SS	PT				OTT	APR	ARG	T2G	PUT	TOT						
TS	Round 1	289	234	7	11	1	1	28				-0.685	0.472	0.087	-0.126	0.020	-0.106						
TS	Round 2	301	294	9	13	2	2	32				-1.285	-1.301	-1.102	-3.689	-0.029	-3.718						

Strokes Gained Legend: OTT = Off the Tee APR = Approach the Green ARG = Around the Green T2G = Tee to Green PUT = Putting TOT = Total Strokes Gained



2024 WM Phoenix Open Third Round Top Players



Course	Hole	1	2	3	4	5	6	7	8	9	Out	10	11	12	13	14	15	16	17	18	In	Total
TS TPC Scottsdale (Stadium)	Par	4	4	5	3	4	4	3	4	4	35	4	4	3	5	4	5	3	4	4	36	71

TS	Round 1	4	4	5	3	4	4	3	4	③	34	4	⑤	3	⑥	4	④	3	4	4	37	71	
TS	Round 2	⑤	4	⑥	④	③	③	3	4	4	36	4	⑤	3	④	4	5	④	4	4	37	73	144

Cut Austin Eckroat +2

Strokes Gained Statistics

Course	DD1	DD2	FH	GIR	SH	SS	PT	OTT	APR	ARG	T2G	PUT	TOT
TS Round 1	303	276	9	11	5	4	31	0.495	-0.707	0.864	0.652	-0.758	-0.106
TS Round 2	293	274	11	10	0	0	31	0.141	-1.949	0.170	-1.639	-2.079	-3.718

TS	Round 1	4	4	④	④	4	4	3	4	⑤	36	4	⑤	3	5	4	④	②	4	4	35	71	
TS	Round 2	4	⑤	⑥	3	4	4	3	4	4	37	4	4	3	5	⑤	5	3	③	4	36	73	144

Cut Ben Kohles +2

Strokes Gained Statistics

Course	DD1	DD2	FH	GIR	SH	SS	PT	OTT	APR	ARG	T2G	PUT	TOT
TS Round 1	288	241	6	10	4	2	31	-1.930	-0.782	-0.507	-3.219	-0.887	-4.106
TS Round 2	274	281	9	12	1	1	29	0.453	-2.212	-0.902	-2.662	2.944	0.282

TS	Round 1	⑤	⑤	④	3	4	4	3	4	⑤	37	⑤	4	3	5	⑤	5	3	4	4	38	75	
TS	Round 2	4	4	⑥	②	4	4	3	⑤	4	36	③	③	3	④	⑤	④	3	③	⑤	33	69	144

Cut Chez Reavie +3

Strokes Gained Statistics

Course	DD1	DD2	FH	GIR	SH	SS	PT	OTT	APR	ARG	T2G	PUT	TOT
TS Round 1	282	239	8	14	1	1	33	-1.608	3.585	0.249	2.226	-3.332	-1.106
TS Round 2	275	270	7	12	1	1	30	-1.848	-0.753	0.508	-2.094	-1.624	-3.718

TS	Round 1	4	4	5	3	4	4	④	4	4	36	4	4	3	5	⑤	④	3	4	4	36	72	
TS	Round 2	⑤	③	⑥	3	4	4	3	4	⑤	37	③	⑤	3	5	4	④	3	⑤	4	36	73	145

Cut Callum Tarren +3

Strokes Gained Statistics

Course	DD1	DD2	FH	GIR	SH	SS	PT	OTT	APR	ARG	T2G	PUT	TOT
TS Round 1	337	268	3	7	2	1	32	-2.488	-0.543	-0.086	-3.117	-1.989	-5.106

Strokes Gained Legend: OTT = Off the Tee APR = Approach the Green ARG = Around the Green T2G = Tee to Green PUT = Putting TOT = Total Strokes Gained





2024 WM Phoenix Open
Third Round Top Players



Course	Hole	1	2	3	4	5	6	7	8	9	Out	10	11	12	13	14	15	16	17	18	In	Total	
TS TPC Scottsdale (Stadium)	Par	4	4	5	3	4	4	3	4	4	35	4	4	3	5	4	5	3	4	4	36	71	
TS	Round 2	311	289	8	9	1	1	26				0.150	-1.102	1.552	0.599	-0.317	0.282						
TS	Round 1	4	5	4	2	4	5	4	5	4	37	5	5	3	5	4	5	4	3	5	39	76	
TS	Round 2	4	3	4	3	4	4	3	4	4	33	4	6	2	3	4	6	3	4	4	36	69	145
Cut Vincent Norrman		+3																					
Course		DD1	DD2	FH	GIR	SH	SS	PT	Strokes Gained Statistics						OTT	APR	ARG	T2G	PUT	TOT			
TS	Round 1	356	278	6	15	0	0	37	0.324	-0.343	-1.345	-1.364	-2.742	-4.106									
TS	Round 2	275	284	9	15	1	1	32	1.002	1.366	0.401	2.768	-3.486	-0.718									
TS	Round 1	4	4	5	3	5	4	4	4	3	36	5	3	4	5	5	3	4	5	39	75		
TS	Round 2	5	4	4	3	4	4	3	4	4	35	4	4	4	4	5	3	3	4	35	70	145	
Cut Nico Echavarria		+3																					
Course		DD1	DD2	FH	GIR	SH	SS	PT	Strokes Gained Statistics						OTT	APR	ARG	T2G	PUT	TOT			
TS	Round 1	333	238	10	9	2	2	30	0.765	-2.570	-2.112	-3.917	-1.189	-5.106									
TS	Round 2	307	273	7	13	1	1	28	0.172	0.106	-0.647	-0.370	0.652	0.282									
TS	Round 1	4	4	6	3	4	4	3	4	5	37	3	5	4	4	6	5	4	4	4	39	76	
TS	Round 2	3	4	4	3	4	4	3	4	4	33	3	6	3	4	6	3	3	4	36	69	145	
Cut Lanto Griffin		+3																					
Course		DD1	DD2	FH	GIR	SH	SS	PT	Strokes Gained Statistics						OTT	APR	ARG	T2G	PUT	TOT			
TS	Round 1	358	259	8	9	3	1	33	0.421	-3.400	0.073	-2.906	-2.200	-5.106									
TS	Round 2	301	287	8	12	0	0	29	-0.053	0.411	-0.629	-0.272	0.554	0.282									
TS	Round 1	4	5	5	3	5	5	3	4	4	38	5	4	3	5	4	5	2	5	5	38	76	
TS	Round 2	5	4	5	3	4	3	3	4	4	35	5	3	2	3	4	5	3	5	4	34	69	145
Cut Ben Taylor		+3																					
Course		DD1	DD2	FH	GIR	SH	SS	PT	Strokes Gained Statistics						OTT	APR	ARG	T2G	PUT	TOT			

Strokes Gained Legend: OTT = Off the Tee APR = Approach the Green ARG = Around the Green T2G = Tee to Green PUT = Putting TOT = Total Strokes Gained



2024 WM Phoenix Open
Third Round Top Players



Course	Hole	1	2	3	4	5	6	7	8	9	Out	10	11	12	13	14	15	16	17	18	In	Total	
TS TPC Scottsdale (Stadium)	Par	4	4	5	3	4	4	3	4	4	35	4	4	3	5	4	5	3	4	4	36	71	
TS	Round 1	360	257	5	14	2	1	33				-0.653	1.072	-0.331	0.088	-1.194	-1.106						
TS	Round 2	297	266	7	11	3	2	32				-1.355	-0.227	0.494	-1.089	-2.629	-3.718						
TS	Round 1		4	5	4	4	3	4	4		35	4	4	3	5	5	4	4	3		37	72	
TS	Round 2		5	4	5	3	4	4	3	4	36	4	3	3	4	4	5	4	5		37	73	
Cut Patton Kizzire		+3																					
Course		DD1	DD2	FH	GIR	SH	SS	PT	Strokes Gained Statistics														
TS	Round 1	314	263	8	11	1	0	31	OTT	APR	ARG	T2G	PUT	TOT									
TS	Round 2	320	288	8	11	2	2	28	0.323	-2.733	-2.491	-4.901	-0.205	-5.106									
TS	Round 1		4	4	4	3	4	4	3	5	5	36	4	4	7	4	6	3	4	4	40	76	
TS	Round 2		4	4	4	3	4	5	3	4	34	3	4	3	5	5	4	3	4	4	35	69	
Cut J.B. Holmes		+4																					
Course		DD1	DD2	FH	GIR	SH	SS	PT	Strokes Gained Statistics														
TS	Round 1	301	274	6	10	1	1	31	OTT	APR	ARG	T2G	PUT	TOT									
TS	Round 2	269	297	10	16	0	0	33	0.717	0.139	0.130	0.985	-1.703	-0.718									
TS	Round 1		4	4	6	4	3	4	4	4	36	4	5	3	5	4	7	3	5	4	40	76	
TS	Round 2		3	5	5	3	5	4	3	4	36	4	3	2	5	4	5	3	4	4	34	70	
Cut Kevin Stadler		+4																					
Course		DD1	DD2	FH	GIR	SH	SS	PT	Strokes Gained Statistics														
TS	Round 1	283	278	9	13	1	1	32	OTT	APR	ARG	T2G	PUT	TOT									
TS	Round 2	255	257	9	12	2	1	32	-0.352	-0.993	-1.100	-2.446	-2.272	-4.718									
TS	Round 1		5	4	5	3	4	4	3	4	35	4	4	3	6	4	5	3	3	5	37	72	
TS	Round 2		3	4	5	3	4	4	3	5	36	5	5	3	6	4	4	3	4	4	38	74	

Strokes Gained Legend: OTT = Off the Tee APR = Approach the Green ARG = Around the Green T2G = Tee to Green PUT = Putting TOT = Total Strokes Gained



2024 WM Phoenix Open
Third Round Top Players



Course	Hole	1	2	3	4	5	6	7	8	9	Out	10	11	12	13	14	15	16	17	18	In	Total	
TS TPC Scottsdale (Stadium)	Par	4	4	5	3	4	4	3	4	4	35	4	4	3	5	4	5	3	4	4	36	71	
Cut David Lipsky +4																							
Course		DD1	DD2	FH	GIR	SH	SS	PT	Strokes Gained Statistics						OTT	APR	ARG	T2G	PUT	TOT			
TS	Round 1	332	237	8	12	1	0	33	-0.512	0.782	-1.013	-0.743	-1.363	-2.106									
TS	Round 2	293	277	10	15	1	0	35	-0.042	0.577	-0.559	-0.025	-3.693	-3.718									
TS	Round 1	4	5	5	3	4	3	3	5	5	37	4	4	3	5	5	3	4	3	36	73		
TS	Round 2	4	4	5	2	5	4	3	5	5	37	4	4	3	4	5	4	4	4	36	73	146	
Cut Matti Schmid +4																							
Course		DD1	DD2	FH	GIR	SH	SS	PT	Strokes Gained Statistics						OTT	APR	ARG	T2G	PUT	TOT			
TS	Round 1	347	272	5	11	1	0	32	-2.869	0.314	-1.653	-4.208	0.102	-4.106									
TS	Round 2	302	272	8	10	0	0	28	0.470	-0.959	-1.139	-1.629	-0.089	-1.718									
TS	Round 1	3	6	5	3	4	4	3	5	4	37	5	4	3	5	4	6	3	4	4	38	75	
TS	Round 2	3	4	5	3	5	3	3	4	4	34	5	4	3	5	5	3	4	4	37	71	146	
Cut Joseph Bramlett +4																							
Course		DD1	DD2	FH	GIR	SH	SS	PT	Strokes Gained Statistics						OTT	APR	ARG	T2G	PUT	TOT			
TS	Round 1	345	277	5	10	4	2	28	-0.909	-3.789	-0.163	-4.861	2.755	-2.106									
TS	Round 2	314	282	10	13	2	1	34	0.487	1.652	-2.132	0.006	-3.724	-3.718									
TS	Round 1	4	4	4	3	6	3	3	5	4	36	4	4	4	5	5	4	3	4	4	37	73	
TS	Round 2	4	4	4	3	6	5	3	4	5	38	4	5	3	6	3	4	3	4	3	35	73	146
Cut Akshay Bhatia +4																							
Course		DD1	DD2	FH	GIR	SH	SS	PT	Strokes Gained Statistics						OTT	APR	ARG	T2G	PUT	TOT			
TS	Round 1	326	276	11	11	3	2	33	1.275	-3.265	-0.526	-2.516	-1.590	-4.106									
TS	Round 2	262	268	9	11	2	1	30	0.154	-1.862	0.902	-0.807	-0.911	-1.718									
TS	Round 1	4	3	4	3	4	4	3	4	5	34	5	4	4	5	5	6	3	5	4	41	75	
TS	Round 2	4	4	5	3	4	5	3	4	4	36	4	4	3	6	3	5	3	3	4	35	71	146

Strokes Gained Legend: OTT = Off the Tee APR = Approach the Green ARG = Around the Green T2G = Tee to Green PUT = Putting TOT = Total Strokes Gained



2024 WM Phoenix Open Third Round Top Players



Course	Hole	1	2	3	4	5	6	7	8	9	Out	10	11	12	13	14	15	16	17	18	In	Total
TS TPC Scottsdale (Stadium)	Par	4	4	5	3	4	4	3	4	4	35	4	4	3	5	4	5	3	4	4	36	71

Cut Grayson Murray +4

Course		DD1	DD2	FH	GIR	SH	SS	PT	Strokes Gained Statistics						TOT								
		OTT	APR	ARG	T2G	PUT							TOT										
TS	Round 1	307	264	8	9	2	0	27	-1.405	-2.104	2.389	-1.120	0.014							-1.106			
TS	Round 2	293	289	9	11	1	1	33	-0.402	0.289	1.050	0.936	-5.654							-4.718			
TS	Round 1	4	6	5	2	4	3	3	5	5	37	4	4	4	4	4	4	3	4	4	35	72	
TS	Round 2	4	5	5	3	4	4	3	5	3	36	4	4	3	5	4	4	3	5	6	38	74	146

Cut Matt Kuchar +4

Course		DD1	DD2	FH	GIR	SH	SS	PT	Strokes Gained Statistics						TOT								
		OTT	APR	ARG	T2G	PUT							TOT										
TS	Round 1	321	236	11	8	3	1	30	-0.519	-3.764	1.119	-3.164	-0.942							-4.106			
TS	Round 2	304	262	7	13	1	1	32	-1.474	-0.001	0.798	-0.678	-1.040							-1.718			
TS	Round 1	5	4	4	3	4	5	4	4	4	37	4	4	3	5	5	5	3	4	5	38	75	
TS	Round 2	4	4	5	3	4	3	3	5	4	35	4	4	3	5	3	5	3	3	6	36	71	146

Cut Gary Woodland +4

Course		DD1	DD2	FH	GIR	SH	SS	PT	Strokes Gained Statistics						TOT								
		OTT	APR	ARG	T2G	PUT							TOT										
TS	Round 1	355	276	3	9	2	2	34	-4.418	-1.441	-1.544	-7.403	-0.703							-8.106			
TS	Round 2	321	304	9	14	0	0	27	-0.491	-0.326	0.223	-0.595	2.877							2.282			
TS	Round 1	4	8	6	2	4	5	4	4	4	41	3	5	3	4	5	6	3	4	5	38	79	
TS	Round 2	3	5	5	3	4	3	3	4	4	34	3	4	3	3	4	5	3	4	4	33	67	146

Cut Adam Hadwin +4

Course		DD1	DD2	FH	GIR	SH	SS	PT	Strokes Gained Statistics						TOT							
		OTT	APR	ARG	T2G	PUT							TOT									
TS	Round 1	302	262	10	10	6	1	31	0.133	-1.501	-1.500	-2.868	-1.238							-4.106		
TS	Round 2	300	285	10	11	3	2	28	-0.150	-1.107	-0.223	-1.481	-0.237							-1.718		
TS	Round 1	5	5	5	4	5	4	3	4	5	40	4	5	3	5	3	5	2	4	4	35	75

Strokes Gained Legend: OTT = Off the Tee APR = Approach the Green ARG = Around the Green T2G = Tee to Green PUT = Putting TOT = Total Strokes Gained



2024 WM Phoenix Open Third Round Top Players



Course	Hole	1	2	3	4	5	6	7	8	9	Out	10	11	12	13	14	15	16	17	18	In	Total	
TS TPC Scottsdale (Stadium)	Par	4	4	5	3	4	4	3	4	4	35	4	4	3	5	4	5	3	4	4	36	71	
TS	Round 2	4	5	4	3	4	4	3	4	4	35	4	4	3	6	4	5	2	4	4	36	71	146
Cut C.T. Pan		+4																					
Course		DD1	DD2	FH	GIR	SH	SS	PT	Strokes Gained Statistics						OTT	APR	ARG	T2G	PUT	TOT			
TS	Round 1	304	260	6	14	0	0	34	-1.314	0.350	-0.868	-1.832	-0.274	-2.106									
TS	Round 2	297	272	7	11	1	0	31	-1.032	-1.641	-0.050	-2.724	-0.994	-3.718									
TS	Round 1	4	5	5	3	4	4	3	4	3	35	4	4	4	5	5	3	4	4	38	73		
TS	Round 2	4	4	5	3	5	4	3	5	4	37	4	4	3	5	4	5	3	4	4	36	73	146
Cut Rickie Fowler		+6																					
Course		DD1	DD2	FH	GIR	SH	SS	PT	Strokes Gained Statistics						OTT	APR	ARG	T2G	PUT	TOT			
TS	Round 1	333	296	6	11	2	1	31	-0.882	-1.000	0.091	-1.791	-0.315	-2.106									
TS	Round 2	300	282	7	9	3	2	29	-2.739	-2.803	0.606	-4.937	-0.781	-5.718									
TS	Round 1	4	4	6	3	4	4	4	4	4	37	4	4	4	4	5	4	3	4	4	36	73	
TS	Round 2	4	4	4	3	5	5	3	4	4	36	4	4	5	4	7	2	5	4	39	75	148	
Cut Vince Whaley		+8																					
Course		DD1	DD2	FH	GIR	SH	SS	PT	Strokes Gained Statistics						OTT	APR	ARG	T2G	PUT	TOT			
TS	Round 1	313	281	3	15	1	0	35	-0.990	3.326	-0.512	1.824	-3.930	-2.106									
TS	Round 2	303	282	6	11	3	1	34	-1.868	-2.424	-0.516	-4.809	-2.909	-7.718									
TS	Round 1	3	5	5	3	4	4	4	4	5	37	3	4	3	5	4	5	3	4	5	36	73	
TS	Round 2	4	4	5	3	5	4	3	5	4	37	5	5	4	5	6	4	3	4	4	40	77	150
Cut Brandt Snedeker		+9																					
Course		DD1	DD2	FH	GIR	SH	SS	PT	Strokes Gained Statistics						OTT	APR	ARG	T2G	PUT	TOT			
TS	Round 1	287	256	3	11	1	0	29	-2.235	0.334	-0.909	-2.810	-0.296	-3.106									
TS	Round 2	272	278	11	11	1	0	33	0.078	-4.544	-1.587	-6.054	-1.664	-7.718									

Strokes Gained Legend: OTT = Off the Tee APR = Approach the Green ARG = Around the Green T2G = Tee to Green PUT = Putting TOT = Total Strokes Gained



2024 WM Phoenix Open
Third Round Top Players



Course	Hole	1	2	3	4	5	6	7	8	9	Out	10	11	12	13	14	15	16	17	18	In	Total
TS TPC Scottsdale (Stadium)	Par	4	4	5	3	4	4	3	4	4	35	4	4	3	5	4	5	3	4	4	36	71

TS	Round 1	③	4	5	3	6	4	3	5	③	36	6	4	4	5	5	5	3	③	③	38	74
TS	Round 2	5	5	5	4	4	4	②	4	4	37	4	4	3	5	7	5	3	4	5	40	77

Cut Ryan Brehm +9

Course	DD1	DD2	FH	GIR	SH	SS	PT	Strokes Gained Statistics							
	OTT	APR	ARG	T2G	PUT	TOT									
TS Round 1	297	253	3	7	2	2	30	-2.985	-2.608	-0.834	-6.427	0.321	-6.106		
TS Round 2	302	291	5	9	1	0	30	-1.685	-1.243	-0.084	-3.013	-1.705	-4.718		

TS	Round 1	4	5	5	②	4	4	3	5	4	36	4	5	4	6	4	6	4	5	③	41	77
TS	Round 2	4	5	5	3	4	4	3	4	4	36	4	4	3	③	5	7	3	5	4	38	74

WD Carl Yuan +6

Course	DD1	DD2	FH	GIR	SH	SS	PT	Strokes Gained Statistics							
	OTT	APR	ARG	T2G	PUT	TOT									
TS Round 1	364	267	7	8	1	1	31	-0.738	-2.371	0.130	-2.979	-3.127	-6.106		

TS	Round 1	4	5	④	3	6	5	4	6	5	42	4	4	3	④	4	5	3	4	4	35	77
----	---------	---	---	---	---	---	---	---	---	---	----	---	---	---	---	---	---	---	---	---	----	----

Strokes Gained Legend: OTT = Off the Tee APR = Approach the Green ARG = Around the Green T2G = Tee to Green PUT = Putting TOT = Total Strokes Gained



2025 WM PHOENIX OPEN MEDIA GUIDE

**SECTION 4:
2024 ROUND-4 RECAP AND STATS**



2024 WM Phoenix Open
 TPC Scottsdale (Stadium Course)
 Official Final Standings



1	Nick Taylor	-21	60	70	68	65	263	\$ 1,584,000.00
2	Charley Hoffman	-21	67	68	64	64	263	\$ 959,200.00
3	Sam Burns	-18	68	67	67	64	266	\$ 519,200.00
	Scottie Scheffler	-18	68	66	66	66	266	\$ 519,200.00
5	Sahith Theegala	-17	65	64	69	69	267	\$ 360,800.00
6	Jordan Spieth	-14	68	66	69	67	270	\$ 308,000.00
	Maverick McNealy	-14	65	67	71	67	270	\$ 308,000.00
8	Adam Scott	-13	72	68	65	66	271	\$ 248,600.00
	Kurt Kitayama	-13	68	67	67	69	271	\$ 248,600.00
	Cameron Young	-13	67	67	66	71	271	\$ 248,600.00
	Andrew Novak	-13	65	65	69	72	271	\$ 248,600.00
12	Si Woo Kim	-12	68	68	69	67	272	\$ 187,000.00
	Justin Thomas	-12	69	65	70	68	272	\$ 187,000.00
	Doug Ghim	-12	65	68	71	68	272	\$ 187,000.00
15	Davis Thompson	-11	69	67	70	67	273	\$ 156,200.00
	Matt Fitzpatrick	-11	69	66	70	68	273	\$ 156,200.00
17	Harris English	-10	71	67	65	71	274	\$ 125,400.00
	Keith Mitchell	-10	69	68	69	68	274	\$ 125,400.00
	Adam Schenk	-10	70	69	70	65	274	\$ 125,400.00
	Tom Kim	-10	74	66	67	67	274	\$ 125,400.00
	Tom Hoge	-10	70	70	68	66	274	\$ 125,400.00
22	Brendon Todd	-9	70	68	69	68	275	\$ 82,133.34
	Hideki Matsuyama	-9	69	68	68	70	275	\$ 82,133.34
	Emiliano Grillo	-9	71	68	73	63	275	\$ 82,133.33
	Justin Suh	-9	68	68	70	69	275	\$ 82,133.33
	Jhonattan Vegas	-9	67	68	69	71	275	\$ 82,133.33
	Denny McCarthy	-9	72	68	66	69	275	\$ 82,133.33
28	Jim Knous	-8	72	66	70	68	276	\$ 53,000.00
	Christiaan Bezuidenhout	-8	67	72	69	68	276	\$ 53,000.00
	Corey Connors	-8	68	69	73	66	276	\$ 53,000.00
	S.H. Kim	-8	67	69	70	70	276	\$ 53,000.00
	Thomas Detry	-8	69	68	71	68	276	\$ 53,000.00
	Ben Griffin	-8	72	67	68	69	276	\$ 53,000.00
	Hayden Buckley	-8	70	69	67	70	276	\$ 53,000.00
	Jake Knapp	-8	68	68	71	69	276	\$ 53,000.00
	Sam Stevens	-8	70	66	70	70	276	\$ 53,000.00
	Daniel Berger	-8	66	69	72	69	276	\$ 53,000.00
	Aaron Baddeley	-8	69	71	68	68	276	\$ 53,000.00
39	Taylor Moore	-7	69	70	72	66	277	\$ 39,160.00
	Taylor Montgomery	-7	69	68	67	73	277	\$ 39,160.00
41	Carson Young	-6	71	67	72	68	278	\$ 30,404.00
	Beau Hossler	-6	72	66	72	68	278	\$ 30,404.00
	Billy Horschel	-6	72	67	66	73	278	\$ 30,404.00
	Joel Dahmen	-6	69	68	71	70	278	\$ 30,404.00
	Sami Valimaki	-6	69	70	75	64	278	\$ 30,404.00
	Wyndham Clark	-6	72	65	66	75	278	\$ 30,404.00
	Harry Hall	-6	70	70	67	71	278	\$ 30,404.00
	Ryan Fox	-6	66	68	75	69	278	\$ 30,404.00
49	Eric Cole	-5	70	69	70	70	279	\$ 22,396.00
	Zac Blair	-5	69	68	73	69	279	\$ 22,396.00
	Garrick Higgo	-5	73	67	66	73	279	\$ 22,396.00
	Kevin Chappell	-5	72	68	71	68	279	\$ 22,396.00
53	Martin Laird	-4	69	69	73	69	280	\$ 20,529.15



2024 WM Phoenix Open
 TPC Scottsdale (Stadium Course)
 Official Final Standings



	Tyler Duncan	-4	71	67	71	71	280	\$	20,529.15
	Matt Wallace	-4	75	64	74	67	280	\$	20,529.14
	Justin Lower	-4	71	69	73	67	280	\$	20,529.14
	Mark Hubbard	-4	70	70	72	68	280	\$	20,529.14
	Tyson Alexander	-4	72	68	71	69	280	\$	20,529.14
	Alex Noren	-4	69	71	70	70	280	\$	20,529.14
60	Adrien Dumont de Chassart	-3	72	66	71	72	281	\$	19,448.00
	Shane Lowry	-3	67	70	68	76	281	\$	19,448.00
	Robby Shelton	-3	69	70	69	73	281	\$	19,448.00
	Zach Johnson	-3	70	70	70	71	281	\$	19,448.00
	Brian Harman	-3	71	69	69	72	281	\$	19,448.00
65	Bud Cauley	-2	69	68	70	75	282	\$	18,920.00
66	Byeong Hun An	-1	70	68	75	70	283	\$	18,392.00
	Nick Hardy	-1	71	66	68	78	283	\$	18,392.00
	Jesse Mueller	-1	71	68	73	71	283	\$	18,392.00
	Seamus Power	-1	71	69	74	69	283	\$	18,392.00
	Sungjae Im	-1	70	70	75	68	283	\$	18,392.00
71	Matt NeSmith	E	70	69	73	72	284	\$	17,776.00
	Min Woo Lee	E	71	69	71	73	284	\$	17,776.00
73	Nicolo Galletti	+2	71	67	74	74	286	\$	17,512.00
Cut	Sam Ryder	-1	69	72			141		
Cut	Will Gordon	-1	70	71			141		
Cut	Stewart Cink	-1	71	70			141		
Cut	J.T. Poston	-1	70	71			141		
Cut	Camilo Villegas	-1	70	71			141		
Cut	Cameron Champ	-1	70	71			141		
Cut	Ryan Moore	-1	72	69			141		
Cut	Luke Donald	-1	70	71			141		
Cut	Erik van Rooyen	-1	72	69			141		
Cut	Adam Svensson	-1	71	70			141		
Cut	Ryo Hisatsune	-1	73	68			141		
Cut	Luke List	-1	72	69			141		
Cut	Andrew Putnam	-1	73	68			141		
Cut	Aaron Rai	-1	76	65			141		
Cut	Dylan Wu	-1	76	65			141		
Cut	Brandon Wu	E	73	69			142		
Cut	Ben Martin	E	69	73			142		
Cut	K.H. Lee	E	74	68			142		
Cut	Chad Ramey	E	71	71			142		
Cut	Scott Stallings	E	70	72			142		
Cut	Michael Kim	E	71	71			142		
Cut	Kevin Yu	E	69	73			142		
Cut	Robert MacIntyre	E	73	69			142		
Cut	Max Homa	E	73	69			142		
Cut	J.J. Spaun	E	74	68			142		
Cut	Peter Malnati	+1	71	72			143		
Cut	Chesson Hadley	+1	73	70			143		
Cut	Troy Merritt	+1	69	74			143		
Cut	Alexander Björk	+1	68	75			143		
Cut	Nate Lashley	+1	71	72			143		
Cut	Victor Perez	+1	74	69			143		
Cut	Chris Gotterup	+1	70	73			143		
Cut	Greyson Sigg	+2	73	71			144		



2024 WM Phoenix Open
TPC Scottsdale (Stadium Course)
Official Final Standings



Cut	Lee Hodges	+2	71	73	144
Cut	Austin Eckroat	+2	71	73	144
Cut	Ben Kohles	+2	75	69	144
Cut	Chez Reavie	+3	72	73	145
Cut	Callum Tarren	+3	76	69	145
Cut	Vincent Norrman	+3	75	70	145
Cut	Nico Echavarria	+3	76	69	145
Cut	Lanto Griffin	+3	76	69	145
Cut	Ben Taylor	+3	72	73	145
Cut	Patton Kizzire	+3	76	69	145
Cut	J.B. Holmes	+4	76	70	146
Cut	Kevin Stadler	+4	72	74	146
Cut	David Lipsky	+4	73	73	146
Cut	Matti Schmid	+4	75	71	146
Cut	Joseph Bramlett	+4	73	73	146
Cut	Akshay Bhatia	+4	75	71	146
Cut	Grayson Murray	+4	72	74	146
Cut	Matt Kuchar	+4	75	71	146
Cut	Gary Woodland	+4	79	67	146
Cut	Adam Hadwin	+4	75	71	146
Cut	C.T. Pan	+4	73	73	146
Cut	Rickie Fowler	+6	73	75	148
Cut	Vince Whaley	+8	73	77	150
Cut	Brandt Snedeker	+9	74	77	151
Cut	Ryan Brehm	+9	77	74	151
WD	Carl Yuan	+6	77		77



2024 WM Phoenix Open

TPC Scottsdale (Stadium Course)

Tournament Summary



1	Nick Taylor	-21	60 70 68 65	263	Brian Harman	-3	71 69 69 72	281
2	Charley Hoffman	-21	67 68 64 64	263	65 Bud Cauley	-2	69 68 70 75	282
3	Sam Burns	-18	68 67 67 64	266	66 Byeong Hun An	-1	70 68 75 70	283
	Scottie Scheffler	-18	68 66 66 66	266	Nick Hardy	-1	71 66 68 78	283
5	Sahith Theegala	-17	65 64 69 69	267	Jesse Mueller	-1	71 68 73 71	283
6	Jordan Spieth	-14	68 66 69 67	270	Seamus Power	-1	71 69 74 69	283
	Maverick McNealy	-14	65 67 71 67	270	Sungjae Im	-1	70 70 75 68	283
8	Adam Scott	-13	72 68 65 66	271	71 Matt NeSmith	E	70 69 73 72	284
	Kurt Kitayama	-13	68 67 67 69	271	Min Woo Lee	E	71 69 71 73	284
	Cameron Young	-13	67 67 66 71	271	73 Nicolo Galletti	+2	71 67 74 74	286
	Andrew Novak	-13	65 65 69 72	271	Cut Sam Ryder	-1	69 72	141
12	Si Woo Kim	-12	68 68 69 67	272	Cut Will Gordon	-1	70 71	141
	Justin Thomas	-12	69 65 70 68	272	Cut Stewart Cink	-1	71 70	141
	Doug Ghim	-12	65 68 71 68	272	Cut J.T. Poston	-1	70 71	141
15	Davis Thompson	-11	69 67 70 67	273	Cut Camilo Villegas	-1	70 71	141
	Matt Fitzpatrick	-11	69 66 70 68	273	Cut Cameron Champ	-1	70 71	141
17	Harris English	-10	71 67 65 71	274	Cut Ryan Moore	-1	72 69	141
	Keith Mitchell	-10	69 68 69 68	274	Cut Luke Donald	-1	70 71	141
	Adam Schenk	-10	70 69 70 65	274	Cut Erik van Rooyen	-1	72 69	141
	Tom Kim	-10	74 66 67 67	274	Cut Adam Svensson	-1	71 70	141
	Tom Hoge	-10	70 70 68 66	274	Cut Ryo Hisatsune	-1	73 68	141
22	Brendon Todd	-9	70 68 69 68	275	Cut Luke List	-1	72 69	141
	Hideki Matsuyama	-9	69 68 68 70	275	Cut Andrew Putnam	-1	73 68	141
	Emiliano Grillo	-9	71 68 73 63	275	Cut Aaron Rai	-1	76 65	141
	Justin Suh	-9	68 68 70 69	275	Cut Dylan Wu	-1	76 65	141
	Jhonattan Vegas	-9	67 68 69 71	275	Cut Brandon Wu	E	73 69	142
	Denny McCarthy	-9	72 68 66 69	275	Cut Ben Martin	E	69 73	142
28	Jim Knous	-8	72 66 70 68	276	Cut K.H. Lee	E	74 68	142
	Christiaan Bezuidenhout	-8	67 72 69 68	276	Cut Chad Ramey	E	71 71	142
	Corey Connors	-8	68 69 73 66	276	Cut Scott Stallings	E	70 72	142
	S.H. Kim	-8	67 69 70 70	276	Cut Michael Kim	E	71 71	142
	Thomas Detry	-8	69 68 71 68	276	Cut Kevin Yu	E	69 73	142
	Ben Griffin	-8	72 67 68 69	276	Cut Robert MacIntyre	E	73 69	142
	Hayden Buckley	-8	70 69 67 70	276	Cut Max Homa	E	73 69	142
	Jake Knapp	-8	68 68 71 69	276	Cut J.J. Spaun	E	74 68	142
	Sam Stevens	-8	70 66 70 70	276	Cut Peter Malnati	+1	71 72	143
	Daniel Berger	-8	66 69 72 69	276	Cut Chesson Hadley	+1	73 70	143
	Aaron Baddeley	-8	69 71 68 68	276	Cut Troy Merritt	+1	69 74	143
39	Taylor Moore	-7	69 70 72 66	277	Cut Alexander Björk	+1	68 75	143
	Taylor Montgomery	-7	69 68 67 73	277	Cut Nate Lashley	+1	71 72	143
41	Carson Young	-6	71 67 72 68	278	Cut Victor Perez	+1	74 69	143
	Beau Hossler	-6	72 66 72 68	278	Cut Chris Gotterup	+1	70 73	143
	Billy Horschel	-6	72 67 66 73	278	Cut Greyson Sigg	+2	73 71	144
	Joel Dahmen	-6	69 68 71 70	278	Cut Lee Hodges	+2	71 73	144
	Sami Valimaki	-6	69 70 75 64	278	Cut Austin Eckroat	+2	71 73	144
	Wyndham Clark	-6	72 65 66 75	278	Cut Ben Kohles	+2	75 69	144
	Harry Hall	-6	70 70 67 71	278	Cut Chez Reavie	+3	72 73	145
	Ryan Fox	-6	66 68 75 69	278	Cut Callum Tarren	+3	76 69	145
49	Eric Cole	-5	70 69 70 70	279	Cut Vincent Norrman	+3	75 70	145
	Zac Blair	-5	69 68 73 69	279	Cut Nico Echavarria	+3	76 69	145
	Garrick Higgo	-5	73 67 66 73	279	Cut Lanto Griffin	+3	76 69	145
	Kevin Chappell	-5	72 68 71 68	279	Cut Ben Taylor	+3	72 73	145
53	Martin Laird	-4	69 69 73 69	280	Cut Patton Kizzire	+3	76 69	145
	Tyler Duncan	-4	71 67 71 71	280	Cut J.B. Holmes	+4	76 70	146
	Matt Wallace	-4	75 64 74 67	280	Cut Kevin Stadler	+4	72 74	146
	Justin Lower	-4	71 69 73 67	280	Cut David Lipsky	+4	73 73	146
	Mark Hubbard	-4	70 70 72 68	280	Cut Matti Schmid	+4	75 71	146
	Tyson Alexander	-4	72 68 71 69	280	Cut Joseph Bramlett	+4	73 73	146
	Alex Noren	-4	69 71 70 70	280	Cut Akshay Bhatia	+4	75 71	146
60	Adrien Dumont de Chassart	-3	72 66 71 72	281	Cut Grayson Murray	+4	72 74	146
	Shane Lowry	-3	67 70 68 76	281	Cut Matt Kuchar	+4	75 71	146
	Robby Shelton	-3	69 70 69 73	281	Cut Gary Woodland	+4	79 67	146
	Zach Johnson	-3	70 70 70 71	281	Cut Adam Hadwin	+4	75 71	146



2024 WM Phoenix Open
TPC Scottsdale (Stadium Course)
Tournament Summary



Cut	C.T. Pan	+4	73 73	146
Cut	Rickie Fowler	+6	73 75	148
Cut	Vince Whaley	+8	73 77	150
Cut	Brandt Snedeker	+9	74 77	151
Cut	Ryan Brehm	+9	77 74	151
WD	Carl Yuan	+6	77	77



2024 WM Phoenix Open
(6th of 36 FedExCup Regular Season events)

Scottsdale, Arizona
 TPC Scottsdale

February 8-11, 2024
 Par/Yards: 35-36—71/7,261

Purse: \$8.8 million (\$1.584 million/winner)
FedExCup points: 500 (winner)

Final-Round Notes – Sunday, February 11, 2024

Weather: Sunny. High of 60. Wind W 5-10 mph.

Weather-Related Notes

- With the third round ending at 12:03 p.m., players were not regrouped between the third and final rounds, with tee times running from 10:15 a.m. – 12:15 p.m.; the last time players were not regrouped between the third and final rounds was the 2022 Barbasol Championship
- Preferred lies were in effect all four rounds

Final-Round Leaderboard

Pos.	Player	R1	R2	R3	R4	Total
1	Nick Taylor	60	70	68	65	263 (-21)
2	Charley Hoffman	67	68	64	64	263 (-21)
T3	Sam Burns	68	67	67	64	266 (-18)
T3	Scottie Scheffler	68	66	66	66	266 (-18)
5	Sahith Theegala	65	64	69	69	267 (-17)

Playoff Notes

- Nick Taylor defeats Charley Hoffman with a birdie-3 on the second playoff hole (No. 18) to win the WM Phoenix Open
- 21st playoff in tournament history and the sixth in the last nine years
- Second playoff of the season (Sony Open in Hawaii)
- Playoff records: Taylor (2-0), Hoffman (1-3)

Nick Taylor (1st/-21)

- Picks up his fourth PGA TOUR win in his 260th start at the age of 35 years, 9 months, 28 days
- PGA TOUR wins (4): 2014 Sanderson Farms Championship, 2020 AT&T Pebble Beach Pro-Am, 2023 RBC Canadian Open, 2024 WM Phoenix Open
- Becomes the first player since Tony Finau at the 2023 Mexico Open at Vidanta to win an event the year after finishing runner-up; in 2023, finished two strokes behind champion Scottie Scheffler
- Joins George Knudson (1968) as Canadian winners of the WM Phoenix Open
- Collects 500 points and moves to No. 6 in the FedExCup standings
- Birdied five of his last six holes for the win (Nos. 15, 16 and 18 in regulation; No. 18 twice in the playoff)
- Improves to 2-for-2 when in converting a 54-hole lead/co-lead into victory (2020 AT&T Pebble Beach Pro-Am, 2024 WM Phoenix Open)
- Opened the week by tying the WM Phoenix Open 18-hole scoring record with a career-low 11-under 60
- Five-stroke lead after the first round tied Jim Gallagher, Jr. (1993 TOUR Championship) for the largest 18-hole lead in a stroke-play event on record (1983-present); broke the record for largest 18-hole lead at the WM Phoenix Open (Mickelson/4 strokes/2013); becomes the first 18-hole leader/co-leader to win the event since Rickie Fowler in 2019
- Improves to 2-for-4 when holding the 18-hole lead/co-lead (2019 Shriners Children’s Open/T29, 2020 AT&T Pebble Beach Pro-Am/1st, 2022 Charles Schwab Challenge/T48, 2024 WM Phoenix Open/1st)
- Victory is his second top-10 finish in 10 starts at the WM Phoenix Open (2nd/2023, 1st/2024)

Aon Swing 5

- The top five players not otherwise exempt who earned the most FedExCup points during the Sony Open in Hawaii, The American Express, Farmers Insurance Open and WM Phoenix Open qualify for this week’s Genesis Invitational via the Aon Swing 5.

- Players who qualify through the Aon Swing 5 have until Monday at 5 p.m. ET of tournament week to commit to Signature Events. This category will always fill to five players, so if one of the eligible players does not commit, No. 6 in the standings will earn a spot. Matthieu Pavon does not intend to play The Genesis Invitational, so No. 6 (Justin Thomas) in the Aon Swing 5 standings is expected to qualify. Pavon will not be removed from the standings as he could commit before the deadline.

Player	Aon Swing 5	WMPO	FedExCup Points
Matthieu Pavon	1	DNP	598.563
Grayson Murray	2	MC	500
Christiaan Bezuidenhout	3	T28	323.955
Charley Hoffman	4	2 nd	315.65
Kevin Yu	5	MC	236.667
Justin Thomas	6	T12	205.667

Miscellaneous Notes

- WM Ambassador and four-time PGA TOUR winner **Charley Hoffman** finishes runner-up for the 10th time in his 495th PGA TOUR start; the 47-year-old was attempting to become the oldest winner on TOUR since Phil Mickelson won the 2021 PGA Championship (50 years, 11 months, 7 days)
- World No. 1 **Scottie Scheffler** finishes T3 in bid to become the first player to win the same PGA TOUR event three years in a row since Steve Stricker at the John Deere Classic (2009-11)
- Seeking to win for the fourth straight season on TOUR, **Sam Burns** picks up his second straight top-10 finish at the WM Phoenix Open (T6/2023, T3/2024) and his third straight on TOUR (The American Express/T6, AT&T Pebble Beach Pro-Am/10th, WM Phoenix Open/T3)
- **Sahith Theegala** has held at least a share of the 36- and 54-hole leads two out of the last three seasons at the WM Phoenix Open (T3/2022, 5th/2024); falls to 1-for-4 when carrying the lead/co-lead into the final round on TOUR
- **Wyndham Clark**, winner of last week's AT&T Pebble Beach Pro-Am, finishes T41



2024 WM Phoenix Open
 TPC Scottsdale (Stadium Course)
 Fourth Round Course Statistics



Total For Fourth Round Posting 73 Scores

Hole	Par	Average	Double		Birdies	Pars	Bogeys	Double Triple		Min	Max	Rank	Avg Over	
			Eagles-	Eagles				Bogeys	Bogey+				Under-	Par
1	4	3.890	0	0	17	48	7	1	0	3	6	11	-.110	
2	4	4.027	0	0	13	47	11	2	0	3	6	5	.027	
3	5	4.630	0	2	28	38	5	0	0	3	6	16	-.370	
4	3	2.836	0	0	17	51	5	0	0	2	4	13	-.164	
5	4	3.945	0	0	10	57	6	0	0	3	5	8	-.055	
6	4	3.808	0	0	19	49	5	0	0	3	5	14	-.192	
7	3	3.178	0	0	5	52	14	2	0	2	5	2	.178	
8	4	4.055	0	0	8	53	12	0	0	3	5	4	.055	
9	4	3.849	0	0	18	48	7	0	0	3	5	12	-.151	
OUT	35	34.219	0	2	135	443	72	5	0					
10	4	3.781	0	1	18	50	4	0	0	2	5	15	-.219	
11	4	4.233	0	0	7	43	22	1	0	3	6	1	.233	
12	3	3.110	0	0	8	50	14	1	0	2	5	3	.110	
13	5	4.466	0	3	37	31	1	0	1	3	8	18	-.534	
14	4	4.014	0	0	12	48	13	0	0	3	5	6	.014	
15	5	4.548	0	4	32	30	7	0	0	3	6	17	-.452	
16	3	2.918	0	0	11	57	5	0	0	2	4	10	-.082	
17	4	3.945	0	1	19	40	11	0	2	2	7	8	-.055	
18	4	3.973	0	0	16	43	14	0	0	3	5	7	-.027	
IN	36	34.986	0	9	160	392	91	2	3					
TOT	71	69.205	0	11	295	835	163	7	3					

Round 4

Rounds Below 70	44
Rounds Below Par	52
Rounds Par and Below	59
Rounds At Even Par	7
Rounds Over Par	14
Rounds 80 and Over	0





2024 WM Phoenix Open
 TPC Scottsdale (Stadium Course)
 Fourth Round Course Statistics



Grand Totals Thru Fourth Round Posting 409 Scores

Hole	Par	Average	Double		Birdies	Pars	Bogeys	Double Triple		Min	Max	Rank	Avg Over	
			Eagles-	Eagles				Bogeys	Bogey+				Under-	Par
1	4	3.954	0	0	63	304	40	2	0	3	6	11	-.046	
2	4	4.103	0	1	58	260	80	9	1	2	8	3	.103	
3	5	4.526	0	15	193	174	26	0	1	3	8	17	-.474	
4	3	2.932	0	0	72	293	44	0	0	2	4	13	-.068	
5	4	4.056	0	0	56	281	65	7	0	3	6	7	.056	
6	4	3.949	0	0	70	292	45	2	0	3	6	12	-.051	
7	3	3.127	0	0	32	299	73	4	1	2	6	1	.127	
8	4	4.076	0	0	46	288	73	2	0	3	6	6	.076	
9	4	4.034	0	0	61	277	68	2	1	3	7	8	.034	
OUT	35	34.756	0	16	651	2468	514	28	4					
10	4	3.900	0	1	82	284	41	1	0	2	6	14	-.100	
11	4	4.095	0	0	47	285	68	9	0	3	6	4	.095	
12	3	3.108	0	0	47	281	74	5	2	2	7	2	.108	
13	5	4.479	0	18	199	173	17	1	1	3	8	18	-.521	
14	4	4.093	0	0	51	277	74	6	1	3	7	5	.093	
15	5	4.733	0	10	148	200	45	4	2	3	8	16	-.267	
16	3	2.958	0	0	67	293	48	1	0	2	5	10	-.042	
17	4	3.748	0	4	146	214	42	0	3	2	7	15	-.252	
18	4	4.024	0	0	57	291	56	4	1	3	7	9	.024	
IN	36	35.139	0	33	844	2298	465	31	10					
TOT	71	69.895	0	49	1495	4766	979	59	14					

	Round 1	Round 2	Round 3	Round 4	Total
Rounds Below 70	42	79	32	44	197
Rounds Below Par	61	94	44	52	251
Rounds Par and Below	80	108	54	59	301
Rounds At Even Par	19	14	10	7	50
Rounds Over Par	52	23	19	14	108
Rounds 80 and Over	0	0	0	0	0



2024 WM Phoenix Open
 Final Round Course Statistics Table
 TPC Scottsdale (Stadium Course) TS 7261 yards 35-36--71



Statistic	Round 4	Round 3	Round 2	Round 1
Drive Dist. Leader	325-Wallace	320-Kim	330-Montgomery	325-Champ
Drive Dist. Holes: 13,14				
Longest Drive	359-Burns	362-Hall	383-van Rooyen	376-Spieth
Hole 1	301-An	291-Stevens	339-Stevens	335-Murray
Hole 2	348-Schenk	344-Kim	361-Thomas	371-Duncan
Hole 3	326-DeTry	314-Clark	336-Lee	376-Spieth
Hole 4				
Hole 5	359-Burns	337-Montgomery	363-Kim	354-Yuan
Hole 6	344-Knapp	341-Clark	344-Lee	324-Lee
Hole 7				
Hole 8	349-Scheffler	328-Knapp	329-Holmes	325-Clark
Hole 9	332-Burns	362-Hall	336-Chappell	328-Champ
Hole 10	328-Fox	319-Thomas	341-Champ	332-Lee
Hole 11	350-An	316-Vegas	326-Gotterup	375-Norrmann
Hole 12				
Hole 13	356-Lowry	339-Power	331-Im	364-Yuan
Hole 14	318-Clark	330-McNealy	378-Montgomery	320-Burns
Hole 15	340-Lee	356-Hoge	383-van Rooyen	330-DeTry
Hole 16				
Hole 17	347-Matsuyama	338-Mueller	339-Gotterup	326-Vegas
Hole 18	339-Hoffman	343-Scott	343-Gotterup	346-Yuan
Most Fairways Hit	12-Schenk, Noren, Valimaki	13-Lowry	13-Galletti	13-Taylor, NeSmith
Most Greens in Regulation	16-Scheffler, Grillo, Hoffman, Hossler, Kim	17-Alexander	17-Matsuyama, An, NeSmith, Novak	18-NeSmith
Approach Prox. To Hole	27' 7"-Scheffler	26' 1"-Kim	22' 10"-Scheffler	26' 7"-Vegas
Longest Putt Made	58' 4"-Schenk	65' 11"-English	67' 4"-Hadley	88' 10"-Fox
Most 1 Putts	11-Wallace	12-McCarthy	12-Young	13-Taylor



2024 WM Phoenix Open TPC Scottsdale (Stadium Course)



Leaders Statistical Summary

Player	Driving Distance	Fairways Hit	Greens In Regulation	APR Shot Prox to Hole	Sand Saves	Putts Made Distance	Strokes Gained Statistics:					Total
							Off the Tee	Approach Green	Around Green	Tee To Green	Putting	
Cameron Young (-13)	299.0 (29)	8/14 -- 57.1% (T69)	12/18 -- 66.7% (T85)	38'2" (84)	2/2 -- 100.0% (T1)	101'5" (14)	1.049 (10)	-0.906 (96)	-0.174 (76)	-0.032 (70)	2.314 (9)	2.282 (T17)
Andrew Novak (-13)	299.1 (27)	8/14 -- 57.1% (T69)	17/18 -- 94.4% (T1)	35'6" (52)	1/1 -- 100.0% (T1)	66'2" (76)	0.768 (30)	2.358 (10)	0.380 (T42)	3.505 (4)	0.777 (38)	4.282 (T3)
Si Woo Kim (-12)	291.6 (55)	12/14 -- 85.7% (T2)	13/18 -- 72.2% (T58)	37'0" (68)	2/2 -- 100.0% (T1)	119'6" (7)	0.963 (21)	-0.936 (97)	0.419 (39)	0.445 (58)	0.837 (37)	1.282 (T30)
Justin Thomas (-12)	277.3 (114)	9/14 -- 64.3% (T35)	13/18 -- 72.2% (T58)	40'8" (100)	0/2 -- 0.0% (T63)	90'5" (28)	1.365 (4)	0.053 (63)	0.821 (26)	2.238 (15)	2.044 (12)	4.282 (T3)
Doug Ghim (-12)	287.1 (75)	6/14 -- 42.9% (T117)	15/18 -- 83.3% (T17)	32'2" (30)	0/1 -- 0.0% (T63)	75'0" (58)	-0.789 (106)	3.382 (3)	-1.183 (120)	1.409 (32)	-0.127 (78)	1.282 (T30)
Davis Thompson (-11)	290.1 (66)	8/14 -- 57.1% (T69)	16/18 -- 88.9% (T5)	33'10" (42)	0/1 -- 0.0% (T63)	61'4" (92)	0.394 (53)	1.414 (21)	0.440 (38)	2.247 (14)	0.035 (70)	2.282 (T17)
ROUND 1												
Charley Hoffman (-21)	304.3 (24)	9/14 -- 64.3% (T32)	15/18 -- 83.3% (T9)	27'3" (2)	1/1 -- 100.0% (T1)	77'8" (49)	0.199 (62)	3.203 (5)	-0.039 (66)	3.363 (10)	0.531 (44)	3.894 (T8)
Nick Taylor (-21)	284.7 (102)	13/14 -- 92.9% (T1)	16/18 -- 88.9% (T5)	33'6" (17)	1/1 -- 100.0% (T1)	184'1" (1)	2.206 (1)	1.464 (23)	0.076 (55)	3.746 (8)	7.148 (1)	10.894 (1)
Sam Burns (-18)	311.9 (8)	7/14 -- 50.0% (T79)	13/18 -- 72.2% (T50)	41'10" (67)	1/2 -- 50.0% (T44)	90'1" (29)	1.358 (T13)	0.083 (68)	-0.474 (91)	0.967 (50)	1.927 (17)	2.894 (T14)
Scottie Scheffler (-18)	298.6 (50)	9/14 -- 64.3% (T32)	17/18 -- 94.4% (T2)	36'0" (25)	0/2 -- 0.0% (T74)	126'9" (5)	1.609 (8)	1.270 (28)	-0.594 (100)	2.285 (21)	0.609 (43)	2.894 (T14)
Sahith Theegala (-17)	289.3 (83)	8/14 -- 57.1% (T53)	13/18 -- 72.2% (T50)	41'11" (68)	2/3 -- 66.7% (T36)	74'11" (T52)	0.509 (46)	1.374 (25)	1.889 (6)	3.772 (7)	2.122 (13)	5.894 (T2)
Jordan Spieth (-14)	311.0 (13)	9/14 -- 64.3% (T32)	15/18 -- 83.3% (T9)	46'4" (95)	1/2 -- 50.0% (T44)	88'4" (T30)	1.553 (10)	-2.261 (120)	1.904 (5)	1.196 (41)	1.698 (24)	2.894 (T14)
Maverick McNealy (-14)	302.9 (33)	8/14 -- 57.1% (T53)	15/18 -- 83.3% (T9)	30'4" (6)	1/2 -- 50.0% (T44)	73'11" (54)	0.946 (28)	3.456 (3)	1.704 (9)	6.106 (1)	-0.212 (70)	5.894 (T2)
Adam Scott (-13)	299.7 (45)	7/14 -- 50.0% (T79)	13/18 -- 72.2% (T50)	30'3" (5)	2/3 -- 66.7% (T36)	91'6" (28)	-0.151 (80)	-0.736 (T86)	-0.918 (113)	-1.805 (106)	0.699 (39)	-1.106 (T81)
Kurt Kitayama (-13)	305.4 (22)	10/14 -- 71.4% (T12)	14/18 -- 77.8% (T26)	36'2" (28)	1/1 -- 100.0% (T1)	66'11" (71)	1.595 (9)	0.711 (T46)	0.368 (40)	2.674 (18)	0.220 (51)	2.894 (T14)
Cameron Young (-13)	300.3 (41)	9/14 -- 64.3% (T32)	14/18 -- 77.8% (T26)	41'1" (62)	1/2 -- 50.0% (T44)	74'11" (T52)	1.681 (7)	1.950 (17)	-0.897 (T110)	2.734 (17)	1.160 (32)	3.894 (T8)
Andrew Novak (-13)	290.9 (77)	6/14 -- 42.9% (T100)	15/18 -- 83.3% (T9)	36'3" (29)	0/0 -- 0.0% (T74)	101'11" (16)	0.154 (63)	2.327 (12)	0.706 (30)	3.187 (12)	2.707 (5)	5.894 (T2)
Si Woo Kim (-12)	290.7 (78)	12/14 -- 85.7% (T3)	14/18 -- 77.8% (T26)	44'1" (82)	1/2 -- 50.0% (T44)	54'1" (104)	1.348 (15)	0.587 (50)	1.057 (21)	2.992 (13)	-0.098 (64)	2.894 (T14)
Justin Thomas (-12)	295.1 (61)	5/14 -- 35.7% (T116)	13/18 -- 72.2% (T50)	41'5" (64)	1/2 -- 50.0% (T44)	56'6" (92)	0.751 (36)	1.644 (21)	0.568 (34)	2.963 (14)	-1.069 (99)	1.894 (T23)
Doug Ghim (-12)	299.7 (46)	12/14 -- 85.7% (T3)	17/18 -- 94.4% (T2)	40'2" (57)	0/0 -- 0.0% (T74)	123'8" (6)	1.999 (3)	0.177 (65)	1.908 (4)	4.084 (3)	1.810 (20)	5.894 (T2)
Davis Thompson (-11)	311.0 (12)	7/14 -- 50.0% (T79)	14/18 -- 77.8% (T26)	28'5" (3)	0/0 -- 0.0% (T74)	70'11" (59)	-0.295 (85)	2.869 (6)	-0.308 (83)	2.266 (22)	-0.372 (77)	1.894 (T23)





2024 WM Phoenix Open
Official Tour Money List



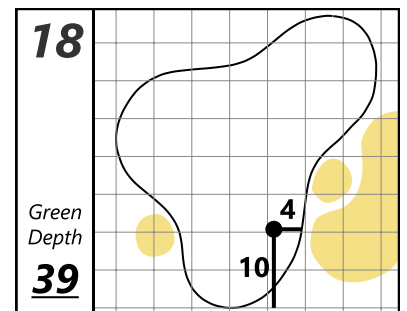
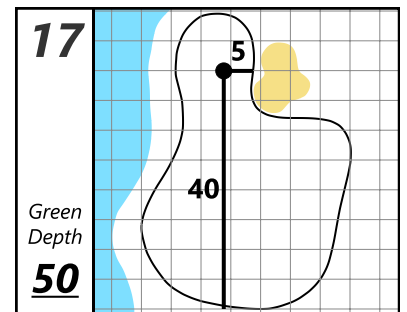
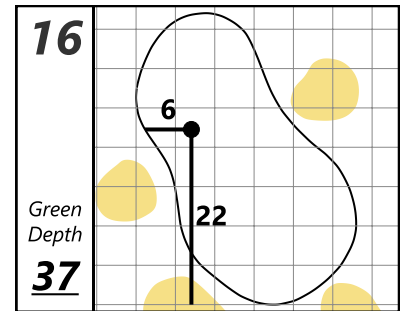
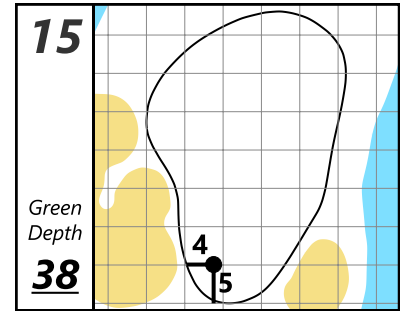
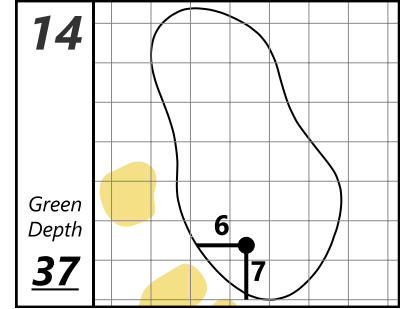
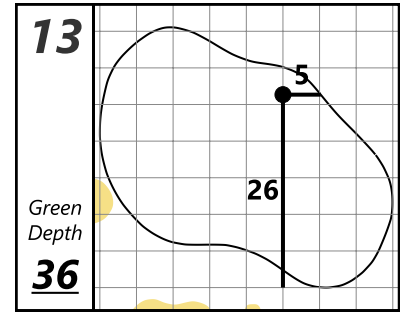
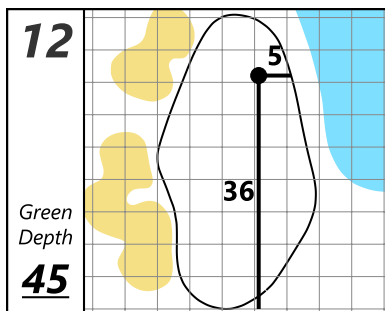
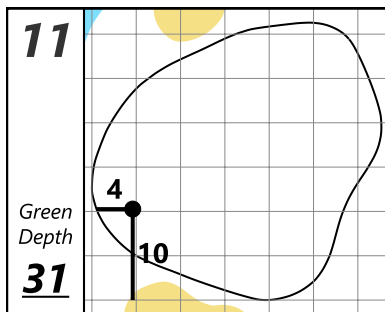
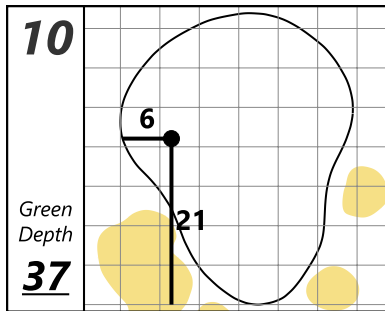
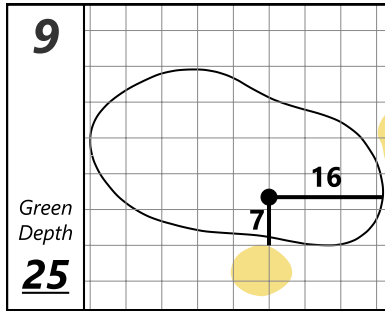
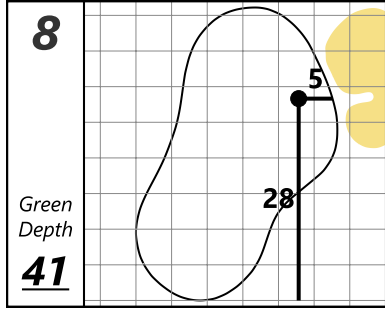
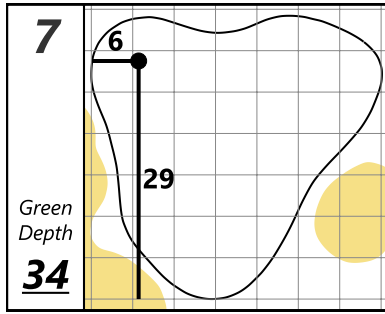
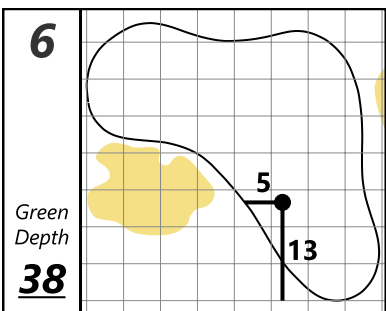
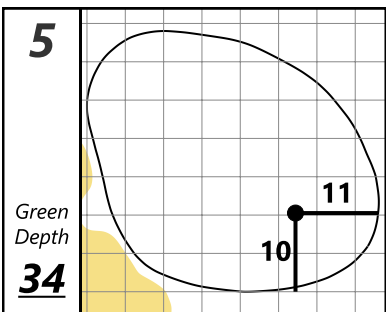
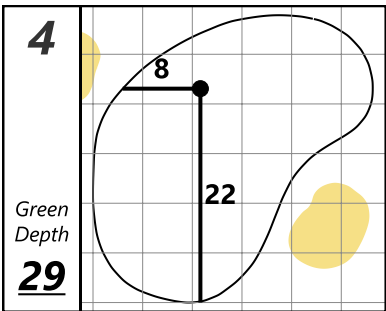
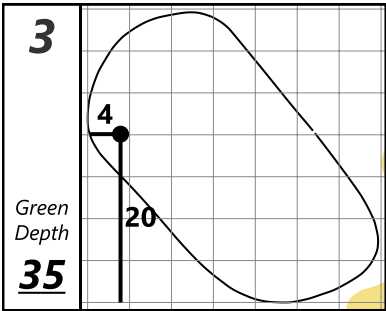
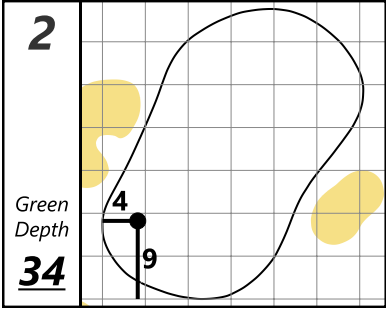
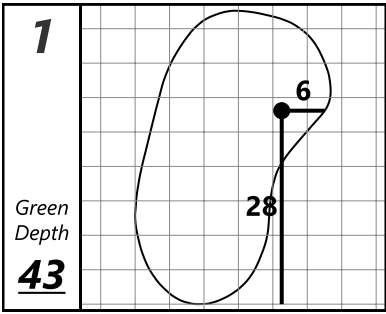
1	Chris Kirk	\$	3,873,606	51	Taylor Montgomery	\$	437,856
2	Wyndham Clark	\$	3,804,924	52	Maverick McNealy	\$	436,767
3	Matthieu Pavon	\$	3,274,778	53	Luke List	\$	403,220
4	Sahith Theegala	\$	2,750,213	54	Cameron Young	\$	396,100
5	Ludvig Åberg	\$	2,503,001	55	Ben Griffin	\$	390,101
6	Scottie Scheffler	\$	1,984,500	56	Andrew Putnam	\$	389,405
7	Nick Taylor	\$	1,933,133	57	Adam Schenk	\$	381,020
8	Byeong Hun An	\$	1,838,717	58	Michael Kim	\$	376,763
9	Christiaan Bezuidenhout	\$	1,775,333	59	Carl Yuan	\$	373,500
10	Jordan Spieth	\$	1,738,125	60	Denny McCarthy	\$	369,578
11	Grayson Murray	\$	1,529,313	61	Hideki Matsuyama	\$	367,795
12	Sam Burns	\$	1,478,000	62	Doug Ghim	\$	343,536
13	Justin Thomas	\$	1,465,100	63	Peter Malnati	\$	322,500
14	Xander Schauffele	\$	1,444,350	64	Cam Davis	\$	309,584
15	J.T. Poston	\$	1,413,808	65	Ryo Hisatsune	\$	307,026
16	Keegan Bradley	\$	1,290,230	66	Tom Kim	\$	300,025
17	Jason Day	\$	1,218,280	67	Corey Connors	\$	291,217
18	Nicolai Højgaard	\$	1,087,625	68	Brendon Todd	\$	278,134
19	Mark Hubbard	\$	1,042,656	69	Taylor Moore	\$	277,037
20	Thomas Detry	\$	1,032,830	70	Davis Thompson	\$	273,912
21	Tom Hoge	\$	1,016,540	71	Viktor Hovland	\$	258,250
22	Collin Morikawa	\$	1,013,000	72	Alex Noren	\$	254,222
23	Charley Hoffman	\$	1,005,453	73	Andrew Novak	\$	248,600
24	Kevin Yu	\$	977,600	74	Alexander Björk	\$	230,370
25	Patrick Cantlay	\$	945,794	75	S.H. Kim	\$	226,366
26	Eric Cole	\$	917,401	76	Mackenzie Hughes	\$	223,705
27	Brian Harman	\$	858,550	77	Adam Svensson	\$	206,608
28	Emiliano Grillo	\$	843,721	78	Nico Echavarria	\$	206,324
29	Sungjae Im	\$	808,185	79	Will Zalatoris	\$	202,316
30	Si Woo Kim	\$	770,143	80	Seamus Power	\$	198,536
31	Harris English	\$	707,305	81	Nick Hardy	\$	195,212
32	Adam Hadwin	\$	701,175	82	Bronson Burgoon	\$	186,490
33	Beau Hossler	\$	680,359	83	Carson Young	\$	183,044
34	Patrick Rodgers	\$	656,395	84	Lucas Glover	\$	178,750
35	Stephan Jaeger	\$	637,431	85	Tommy Fleetwood	\$	168,625
36	Akshay Bhatia	\$	629,921	86	Sam Stevens	\$	167,319
37	Sepp Straka	\$	593,800	T87	Jimmy Stanger	\$	164,500
38	Justin Rose	\$	579,932	T87	Chan Kim	\$	164,500
39	Jake Knapp	\$	546,932	89	Tom Whitney	\$	156,536
40	Kurt Kitayama	\$	526,870	90	Brandon Wu	\$	154,959
41	Matt Fitzpatrick	\$	514,700	91	Patton Kizzire	\$	153,135
42	Erik van Rooyen	\$	514,084	92	Greyson Sigg	\$	149,730
43	Tony Finau	\$	512,587	93	Min Woo Lee	\$	145,426
44	Max Homa	\$	512,098	94	Billy Horschel	\$	136,506
45	Nate Lashley	\$	477,000	95	Alex Smalley	\$	132,370
46	Tyrrell Hatton	\$	473,385	96	Austin Eckroat	\$	129,943
47	Keith Mitchell	\$	466,751	97	Ben Silverman	\$	126,442
48	Russell Henley	\$	466,250	98	Matt Wallace	\$	126,300
49	Adam Scott	\$	458,933	99	Sam Ryder	\$	125,189
50	Taylor Pendrith	\$	445,825	100	K.H. Lee	\$	108,731



2024 WM Phoenix Open
Official Tour Money List



101	Robby Shelton	\$	104,303	T150	Paul Barjon	\$	34,020
102	Zac Blair	\$	103,531	152	Nick Dunlap	\$	32,000
T103	Rafael Campos	\$	102,330	153	Ryan Fox	\$	30,404
T103	Ryan Brehm	\$	102,330	154	Kevin Chappell	\$	22,396
105	Rickie Fowler	\$	100,857	T155	Chris Gotterup	\$	21,990
106	Chandler Phillips	\$	99,942	T155	Kevin Dougherty	\$	21,990
107	Justin Suh	\$	99,323	157	Martin Laird	\$	20,529
108	Justin Lower	\$	99,098	158	Chez Reavie	\$	20,454
109	Joe Highsmith	\$	95,955	159	Robert MacIntyre	\$	19,771
110	Aaron Baddeley	\$	93,050	160	Max Greyserman	\$	19,404
111	Scott Stallings	\$	92,175	161	Ben Taylor	\$	19,080
112	Lee Hodges	\$	89,250	162	Bud Cauley	\$	18,920
113	Webb Simpson	\$	87,555	163	Francesco Molinari	\$	17,820
114	Daniel Berger	\$	87,020	T164	Chad Ramey	\$	16,920
115	Davis Riley	\$	87,000	T164	Brandt Snedeker	\$	16,920
116	Joseph Bramlett	\$	86,033	166	Martin Trainer	\$	16,019
117	Hayden Buckley	\$	85,750	167	Norman Xiong	\$	15,521
118	Shane Lowry	\$	85,711		Cameron Champ		
119	Chesson Hadley	\$	85,667		Matti Schmid		
120	Tyler Duncan	\$	84,154		Callum Tarren		
121	Zach Johnson	\$	83,428		Victor Perez		
122	Parker Coody	\$	82,282		Tyler McCumber		
123	Jhonattan Vegas	\$	82,133		David Lipsky		
124	Camilo Villegas	\$	76,064		Paul Haley II		
125	Vincent Norrman	\$	70,340		David Lingmerth		
126	Matt Kuchar	\$	70,125		Thorbjørn Olesen		
127	Lanto Griffin	\$	69,700		Adrian Meronk		
128	Aaron Rai	\$	68,767		Jorge Campillo		
T129	Troy Merritt	\$	67,645		Gary Woodland		
T129	Stewart Cink	\$	67,645		C.T. Pan		
131	Trace Crowe	\$	66,263		Kevin Streelman		
132	Ben Martin	\$	59,454		J.B. Holmes		
133	Sami Valimaki	\$	58,934		Kevin Stadler		
134	Harry Hall	\$	56,317		Ryan Moore		
135	Matt NeSmith	\$	52,452		Luke Donald		
136	Jacob Bridgeman	\$	52,290		Stan Utley		
137	Hayden Springer	\$	50,175				
138	Erik Barnes	\$	48,984				
139	Dylan Wu	\$	47,903				
140	Joel Dahmen	\$	47,004				
141	Vince Whaley	\$	45,780				
142	Alejandro Tosti	\$	45,462				
143	Will Gordon	\$	43,805				
144	Ben Kohles	\$	43,475				
145	J.J. Spaun	\$	42,500				
146	Tyson Alexander	\$	40,869				
147	Garrick Higgo	\$	37,668				
148	Adrien Dumont de Chassast	\$	36,998				
149	Rory McIlroy	\$	35,313				
T150	Harrison Endycott	\$	34,020				



WM Phoenix Open

TPC Scottsdale (Stadium Course)



2024 WM Phoenix Open
 TPC Scottsdale (Stadium Course)
 Final Round Groupings and Starting Times
 Sunday, February 11, 2024



TEE	#1						
10:15		Adrien Dumont de Chassart	Villers la Ville, Belgium	72	66	71	209
		Jim Knous	Basalt, CO	72	66	70	208
		Martin Laird	Glasgow, Scotland	69	69	73	211
10:25		Tyler Duncan	Columbus, IN	71	67	71	209
		Byeong Hun An	South Korea	70	68	75	213
		Beau Hossler	Mission Viejo, CA	72	66	72	210
10:35		Taylor Montgomery	Las Vegas, NV	69	68	67	204
		Joel Dahmen	Clarkston, WA	69	68	71	208
		Shane Lowry	County Offaly, Ireland	67	70	68	205
10:45		Hideki Matsuyama	Sendai, Japan	69	68	68	205
		Nick Hardy	Northbrook, IL	71	66	68	205
		Corey Connors	Listowel, ON, Canada	68	69	73	210
10:55		Zac Blair	Orem, UT	69	68	73	210
		Keith Mitchell	Chattanooga, TN	69	68	69	206
		Wyndham Clark	Denver, CO	72	65	66	203
11:05		S.H. Kim	South Korea	67	69	70	206
		Bud Cauley	Palm Beach Gardens, FL	69	68	70	207
		Thomas Detry	Brussels, Belgium	69	68	71	208
11:15		Justin Suh	San Jose, CA	68	68	70	206
		Jake Knapp	Costa Mesa, CA	68	68	71	207
		Davis Thompson	St. Simons Island, GA	69	67	70	206
11:25		Matt Fitzpatrick	Sheffield, England	69	66	70	205
		Sam Stevens	Wichita, KS	70	66	70	206
		Si Woo Kim	Seoul, South Korea	68	68	69	205
11:35		Sam Burns	Shreveport, LA	68	67	67	202
		Daniel Berger	Jupiter, FL	66	69	72	207
		Jhonattan Vegas	Maturin, Venezuela	67	68	69	204
11:45		Jordan Spieth	Dallas, TX	68	66	69	203
		Charley Hoffman	Rancho Santa Fe, CA	67	68	64	199
		Kurt Kitayama	Chico, CA	68	67	67	202
11:55		Justin Thomas	Louisville, KY	69	65	70	204
		Cameron Young	Scarborough, NY	67	67	66	200
		Ryan Fox	New Zealand	66	68	75	209
12:05		Maverick McNealy	Las Vegas, NV	65	67	71	203
		Doug Ghim	Arlington Heights, IL	65	68	71	204
		Scottie Scheffler	Dallas, TX	68	66	66	200
12:15		Sahith Theegala	Chino Hills, CA	65	64	69	198
		Andrew Novak	Sea Island, GA	65	65	69	199
		Nick Taylor	Abbotsford, B.C., Canada	60	70	68	198





2024 WM Phoenix Open
 TPC Scottsdale (Stadium Course)
 Final Round Groupings and Starting Times
 Sunday, February 11, 2024



TEE	#10					
10:15	Carson Young	Greenville, SC	71	67	72	210
	Harris English	Sea Island, GA	71	67	65	203
	Brendon Todd	Athens, GA	70	68	69	207
10:25	Nicolo Galletti	Tempe, AZ	71	67	74	212
	Taylor Moore	Edmond, OK	69	70	72	211
	Billy Horschel	Ponte Vedra Beach, FL	72	67	66	205
10:35	Matt NeSmith	Aiken, SC	70	69	73	212
	Christiaan Bezuidenhout	Kempton Park, South Africa	67	72	69	208
	Robby Shelton	Wilmer, AL	69	70	69	208
10:45	Sami Valimaki	Nokia, Finland	69	70	75	214
	Jesse Mueller	Phoenix, AZ	71	68	73	212
	Eric Cole	Tequesta, FL	70	69	70	209
10:55	Emiliano Grillo	Argentina	71	68	73	212
	Adam Schenk	Vincennes, IN	70	69	70	209
	Matt Wallace	England	75	64	74	213
11:05	Ben Griffin	Chapel Hill, NC	72	67	68	207
	Hayden Buckley	Alpharetta, GA	70	69	67	206
	Harry Hall	Cornwall, England	70	70	67	207
11:15	Min Woo Lee	Perth, Australia	71	69	71	211
	Adam Scott	Gold Coast, Queensland, Australia	72	68	65	205
	Seamus Power	Waterford, Ireland	71	69	74	214
11:25	Zach Johnson	Cedar Rapids, IA	70	70	70	210
	Justin Lower	Canal Fulton, OH	71	69	73	213
	Mark Hubbard	Denver, CO	70	70	72	212
11:35	Tyson Alexander	Gainesville, FL	72	68	71	211
	Aaron Baddeley	Melbourne, Australia	69	71	68	208
	Alex Noren	Stockholm, Sweden	69	71	70	210
11:45	Brian Harman	Sea Island, GA	71	69	69	209
	Tom Kim	Seoul, South Korea	74	66	67	207
	Sungjae Im	Jeju-Si, Jeju-do, South Korea	70	70	75	215
11:55	Tom Hoge	Fargo, ND	70	70	68	208
	Garrick Higgo	Stellenbosch, South Africa	73	67	66	206
12:05	Denny McCarthy	Jupiter, FL	72	68	66	206
	Kevin Chappell	Fresno, CA	72	68	71	211



2024 WM Phoenix Open Top Players



Course	Hole	1	2	3	4	5	6	7	8	9	Out	10	11	12	13	14	15	16	17	18	In	Total
TS TPC Scottsdale (Stadium)	Par	4	4	5	3	4	4	3	4	4	35	4	4	3	5	4	5	3	4	4	36	71

1	Nick Taylor	Course	DD1	DD2	FH	GIR	SH	SS	PT	Out	Strokes Gained Statistics						TOT							
											OTT	APR	ARG	T2G	PUT	TOT								
		TS Round 1	303	267	13	16	1	1	23		2.206	1.464	0.076	3.746	7.148	10.894								
		TS Round 2	287	296	7	13	1	1	31		-0.692	-0.422	1.013	-0.102	-0.616	-0.718								
		TS Round 3	287	311	10	16	0	0	33		0.656	0.941	1.168	2.765	-0.888	1.877								
		TS Round 4	310	289	6	14	0	0	26		-2.062	3.151	-0.178	0.912	3.293	4.205								
		TS Round 1		③ ③ ④	3	③ 4	3	③ ③	29	4	③ ②	④ 4	5	② 4	③	31	60							
		TS Round 2		⑤ 4 5	3	4 4	3	4 4	36	③ 4	3	5 4	5	3 ③	4	34	70							
		TS Round 3		4 4 5	3	③ 4	④ 4	⑤	36	4 ③	3	④ 4	④	3 ③	4	32	68							
		TS Round 4		4 4 5	3	4 ③	② 4	③	32	4 4	3	5 4	④	② 4	③	33	65	263						

2	Charley Hoffman	Course	DD1	DD2	FH	GIR	SH	SS	PT	Out	Strokes Gained Statistics						TOT							
											OTT	APR	ARG	T2G	PUT	TOT								
		TS Round 1	335	274	9	15	1	1	30		0.199	3.203	-0.039	3.363	0.531	3.894								
		TS Round 2	295	302	10	14	1	0	30		1.147	-1.048	0.178	0.276	1.006	1.282								
		TS Round 3	286	304	10	14	1	1	25		0.980	1.840	-0.100	2.720	3.157	5.877								
		TS Round 4	301	288	8	16	1	0	28		0.090	3.022	-0.379	2.734	2.471	5.205								
		TS Round 1		4 ③ ④	3	4 ③	3	4 4	32	4 ③	3	④ 4	⑥	3 4	4	35	67							
		TS Round 2		③ ⑤ 5	3	4 4	3	4 ③	34	⑤ 4	②	④ ③	5	3 ③	⑤	34	68							
		TS Round 3		4 ③ ④	3	③ 4	3	4 ⑤	33	4 4	3	④ 4	④	② ③	③	31	64							
		TS Round 4		4 ③ 5	3	4 ③	3	③ 4	32	③ 4	④	③ ③	④	3 4	4	32	64	263						

3	Sam Burns	Course	DD1	DD2	FH	GIR	SH	SS	PT	Out	Strokes Gained Statistics						TOT							
											OTT	APR	ARG	T2G	PUT	TOT								
		TS Round 1	304	320	7	13	2	1	29		1.358	0.083	-0.474	0.967	1.927	2.894								
		TS Round 2	275	305	9	15	2	1	30		0.969	-0.077	0.139	1.030	1.252	2.282								
		TS Round 3	304	324	12	16	1	0	32		2.603	1.696	-1.210	3.089	-0.212	2.877								

Strokes Gained Legend: OTT = Off the Tee APR = Approach the Green ARG = Around the Green T2G = Tee to Green PUT = Putting TOT = Total Strokes Gained





2024 WM Phoenix Open Top Players



Course	Hole	1	2	3	4	5	6	7	8	9	Out	10	11	12	13	14	15	16	17	18	In	Total
TS TPC Scottsdale (Stadium)	Par	4	4	5	3	4	4	3	4	4	35	4	4	3	5	4	5	3	4	4	36	71

TS	Round 4	302	314	10	14	3	2	26				1.516	1.465	0.959	3.941	1.264	5.205						
TS	Round 1	③	4	5	3	4	4	4	④	③	4	34	③	4	3	5	4	④	3	4	4	34	68
TS	Round 2	4	⑤	5	3	4	4	3	4	4	36	4	4	②	④	③	④	3	③	4	31	67	
TS	Round 3	4	4	5	3	4	③	3	4	4	34	4	③	3	5	4	④	3	③	4	33	67	
TS	Round 4	③	③	5	3	4	③	3	⑤	4	33	③	③	3	③	4	5	3	4	③	31	64	266

Scottie Scheffler -18

Course	DD1	DD2	FH	GIR	SH	SS	PT	Strokes Gained Statistics						TOT								
	OTT	APR	ARG	T2G	PUT	TOT																
TS Round 1	311	286	9	17	2	0	33	1.609	1.270	-0.594	2.285	0.609	2.894									
TS Round 2	264	294	8	13	0	0	27	0.862	2.061	-0.266	2.656	0.626	3.282									
TS Round 3	284	299	8	15	4	1	28	0.927	1.588	0.418	2.933	0.944	3.877									
TS Round 4	327	283	9	16	0	0	31	1.188	4.398	-0.620	4.967	-1.762	3.205									
TS Round 1	⑤	③	④	3	4	4	3	4	4	34	4	4	④	5	③	5	3	③	③	34	68	
TS Round 2	4	③	④	3	4	③	3	③	4	31	4	4	3	5	4	④	3	4	4	35	66	
TS Round 3	4	⑤	④	3	4	4	3	4	③	34	③	③	②	④	⑤	5	②	③	⑤	32	66	
TS Round 4	4	③	④	②	③	4	④	③	4	31	4	③	3	5	⑤	5	②	4	4	35	66	266

5 Sahith Theegala -17

Course	DD1	DD2	FH	GIR	SH	SS	PT	Strokes Gained Statistics						TOT							
	OTT	APR	ARG	T2G	PUT	TOT															
TS Round 1	317	262	8	13	3	2	26	0.509	1.374	1.889	3.772	2.122	5.894								
TS Round 2	302	280	9	16	0	0	28	0.785	2.937	-0.242	3.479	1.803	5.282								
TS Round 3	292	327	8	15	3	1	32	0.647	1.565	-1.043	1.169	-0.292	0.877								
TS Round 4	307	305	8	12	1	0	29	0.692	-0.278	-0.100	0.315	-0.110	0.205								
TS Round 1	4	③	④	②	⑤	③	3	4	4	32	③	4	②	5	4	④	3	4	4	33	65
TS Round 2	4	③	④	②	4	4	3	4	4	32	⑤	③	3	④	③	④	3	③	4	32	64
TS Round 3	⑤	⑤	5	②	4	4	3	4	4	36	③	4	3	④	4	5	3	③	4	33	69

Strokes Gained Legend: OTT = Off the Tee APR = Approach the Green ARG = Around the Green T2G = Tee to Green PUT = Putting TOT = Total Strokes Gained





2024 WM Phoenix Open Top Players



Course	Hole	1	2	3	4	5	6	7	8	9	Out	10	11	12	13	14	15	16	17	18	In	Total
TS TPC Scottsdale (Stadium)	Par	4	4	5	3	4	4	3	4	4	35	4	4	3	5	4	5	3	4	4	36	71

TS Round 4 4 4 5 3 4 4 3 ③ 4 34 ③ 4 4 5 4 5 ② 4 4 35 69 267

6 Jordan Spieth -14

Course		DD1	DD2	FH	GIR	SH	SS	PT	Strokes Gained Statistics						OTT	APR	ARG	T2G	PUT	TOT				
TS	Round 1	340	282	9	15	2	1	30	1.553	-2.261	1.904	1.196	1.698	2.894										
TS	Round 2	302	278	10	13	0	0	26	0.735	-0.756	1.290	1.268	2.014	3.282										
TS	Round 3	276	313	10	11	4	3	28	1.044	-1.849	0.708	-0.097	0.974	0.877										
TS	Round 4	302	304	6	14	1	1	29	-0.455	1.665	0.608	1.819	0.386	2.205										
TS	Round 1		4	4	④	3	4	4	3	4	4	34	4	③	3	④	4	⑥	④	③	③	34	68	
TS	Round 2		4	4	5	3	③	4	3	⑤	⑤	36	③	4	②	④	4	④	3	②	4	30	66	
TS	Round 3		4	4	④	3	⑤	4	3	③	③	33	4	4	3	5	4	④	④	4	4	36	69	
TS	Round 4		③	4	④	3	4	③	3	⑤	4	33	4	4	3	④	4	④	3	4	4	34	67	270

Maverick McNealy -14

Course		DD1	DD2	FH	GIR	SH	SS	PT	Strokes Gained Statistics						OTT	APR	ARG	T2G	PUT	TOT				
TS	Round 1	305	301	8	15	2	1	27	0.946	3.456	1.704	6.106	-0.212	5.894										
TS	Round 2	311	279	9	13	0	0	28	0.682	-0.364	1.664	1.981	0.301	2.282										
TS	Round 3	295	330	10	12	1	1	30	0.531	-1.510	0.129	-0.850	-0.273	-1.123										
TS	Round 4	313	275	6	14	1	0	28	-0.456	0.958	-0.034	0.469	1.736	2.205										
TS	Round 1		4	⑤	④	②	4	③	3	4	③	32	4	4	④	③	4	5	3	③	③	33	65	
TS	Round 2		4	4	④	3	4	③	3	⑤	③	33	③	4	3	④	⑤	5	3	③	4	34	67	
TS	Round 3		4	4	5	④	⑤	4	3	4	③	36	4	4	3	④	4	5	3	4	4	35	71	
TS	Round 4		③	4	5	3	4	4	3	③	⑤	34	③	4	3	④	4	④	3	4	4	33	67	270

8 Adam Scott -13

Course		DD1	DD2	FH	GIR	SH	SS	PT	Strokes Gained Statistics						OTT	APR	ARG	T2G	PUT	TOT
TS	Round 1	293	306	7	13	3	2	32	-0.151	-0.736	-0.918	-1.805	0.699	-1.106						
TS	Round 2	291	312	10	15	1	0	31	0.131	1.898	0.603	2.631	-1.349	1.282						

Strokes Gained Legend: OTT = Off the Tee APR = Approach the Green ARG = Around the Green T2G = Tee to Green PUT = Putting TOT = Total Strokes Gained





2024 WM Phoenix Open Top Players



Course	Hole	1	2	3	4	5	6	7	8	9	Out	10	11	12	13	14	15	16	17	18	In	Total
TS TPC Scottsdale (Stadium)	Par	4	4	5	3	4	4	3	4	4	35	4	4	3	5	4	5	3	4	4	36	71

TS	Round 3	300	286	8	16	2	2	29				0.547	3.251	0.917	4.715	0.162	4.877											
TS	Round 4	312	310	10	14	1	0	28				1.222	2.125	-2.302	1.046	2.159	3.205											
TS	Round 1		4	4	5	3	4	4	4	3	4	3	4	3	5	4	6	3	4	5	3	4	5	37	72			
TS	Round 2		4	4	5	3	4	4	2	4	4	4	4	2	4	5	3	4	4	3	4	4	3	4	34	68		
TS	Round 3		4	4	5	2	3	4	3	4	3	3	4	3	5	4	4	3	3	4	3	3	4	3	3	65		
TS	Round 4		3	4	4	2	4	5	3	4	3	4	4	2	5	4	3	3	5	4	3	5	4	3	4	34	66	271

Kurt Kitayama

-13

Strokes Gained Statistics

Course	DD1	DD2	FH	GIR	SH	SS	PT	OTT	APR	ARG	T2G	PUT	TOT															
TS	Round 1	326	285	10	14	1	1	29	1.595	0.711	0.368	2.674	0.220	2.894														
TS	Round 2	298	317	7	13	0	0	27	0.490	-0.326	-1.370	-1.207	3.489	2.282														
TS	Round 3	302	310	7	12	2	2	29	1.730	-0.254	1.210	2.686	0.191	2.877														
TS	Round 4	320	282	6	12	3	0	28	0.177	-0.200	-0.357	-0.379	0.584	0.205														
TS	Round 1		4	4	4	2	4	4	3	4	4	3	4	4	3	4	4	3	4	4	3	4	4	3	4	35	68	
TS	Round 2		3	4	4	3	4	4	3	4	3	4	3	4	5	3	5	4	3	4	4	3	4	4	3	4	35	67
TS	Round 3		4	4	4	3	4	4	3	4	4	3	4	4	4	5	3	2	4	4	3	4	4	3	4	33	67	
TS	Round 4		3	4	4	3	4	4	3	4	3	4	3	4	5	5	2	4	4	5	3	4	4	3	4	37	69	271

Cameron Young

-13

Strokes Gained Statistics

Course	DD1	DD2	FH	GIR	SH	SS	PT	OTT	APR	ARG	T2G	PUT	TOT															
TS	Round 1	302	298	9	14	2	1	28	1.681	1.950	-0.897	2.734	1.160	3.894														
TS	Round 2	298	300	8	12	2	2	25	1.049	-0.906	-0.174	-0.032	2.314	2.282														
TS	Round 3	294	297	8	16	1	1	31	0.324	1.639	0.354	2.317	1.560	3.877														
TS	Round 4	298	307	10	12	3	1	29	0.917	-1.178	-1.712	-1.972	0.177	-1.795														
TS	Round 1		3	4	4	3	3	4	3	4	5	3	4	4	3	4	4	3	4	4	3	4	4	3	4	34	67	
TS	Round 2		4	4	4	3	4	4	3	4	3	4	3	4	3	3	3	3	3	3	3	3	3	3	3	3	34	67

Strokes Gained Legend: OTT = Off the Tee APR = Approach the Green ARG = Around the Green T2G = Tee to Green PUT = Putting TOT = Total Strokes Gained





2024 WM Phoenix Open Top Players



Course	Hole	1	2	3	4	5	6	7	8	9	Out	10	11	12	13	14	15	16	17	18	In	Total
TS TPC Scottsdale (Stadium)	Par	4	4	5	3	4	4	3	4	4	35	4	4	3	5	4	5	3	4	4	36	71

TS	Round 3	4	4	④	3	4	4	3	③	⑤	34	4	4	②	④	4	④	3	③	4	32	66	
TS	Round 4	③	4	5	④	4	4	⑤	4	4	37	③	4	④	5	4	5	②	③	4	34	71	271

Andrew Novak

-13

Strokes Gained Statistics

Course	DD1	DD2	FH	GIR	SH	SS	PT	OTT	APR	ARG	T2G	PUT	TOT									
TS Round 1	310	272	6	15	0	0	26	0.154	2.327	0.706	3.187	2.707	5.894									
TS Round 2	295	304	8	17	1	1	29	0.768	2.358	0.380	3.505	0.777	4.282									
TS Round 3	301	315	9	13	0	0	29	-0.429	0.410	-0.199	-0.218	1.095	0.877									
TS Round 4	320	281	8	13	1	1	32	-0.850	0.151	-0.712	-1.410	-1.385	-2.795									
TS Round 1	⑤	4	④	3	4	4	②	4	4	34	4	③	④	②	③	4	31	65				
TS Round 2	4	4	④	②	③	4	3	③	4	31	4	4	3	④	③	4	34	65				
TS Round 3	4	⑤	5	②	⑤	4	3	4	4	36	4	4	3	5	⑤	③	3	③	③	33	69	
TS Round 4	4	4	5	3	4	⑤	④	4	4	37	③	⑤	3	5	4	5	3	4	③	35	72	271

12 Si Woo Kim

-12

Strokes Gained Statistics

Course	DD1	DD2	FH	GIR	SH	SS	PT	OTT	APR	ARG	T2G	PUT	TOT									
TS Round 1	283	298	12	14	2	1	30	1.348	0.587	1.057	2.992	-0.098	2.894									
TS Round 2	284	299	12	13	2	2	28	0.963	-0.936	0.419	0.445	0.837	1.282									
TS Round 3	282	299	10	14	3	1	30	0.993	-0.257	0.131	0.867	0.010	0.877									
TS Round 4	290	276	8	15	1	0	29	0.344	0.889	1.077	2.311	-0.106	2.205									
TS Round 1	4	4	④	3	4	4	3	4	4	34	4	4	3	5	4	③	3	③	⑤	34	68	
TS Round 2	4	③	⑥	3	⑤	4	3	4	4	36	③	⑤	3	④	4	④	②	③	4	32	68	
TS Round 3	4	4	④	3	4	4	④	③	③	33	4	4	3	5	4	⑥	3	③	4	36	69	
TS Round 4	4	4	5	②	4	4	②	4	4	33	4	⑤	3	④	4	④	3	③	4	34	67	272

Justin Thomas

-12

Strokes Gained Statistics

Course	DD1	DD2	FH	GIR	SH	SS	PT	OTT	APR	ARG	T2G	PUT	TOT
TS Round 1	307	283	5	13	2	1	30	0.751	1.644	0.568	2.963	-1.069	1.894

Strokes Gained Legend: OTT = Off the Tee APR = Approach the Green ARG = Around the Green T2G = Tee to Green PUT = Putting TOT = Total Strokes Gained





2024 WM Phoenix Open Top Players



Course	Hole	1	2	3	4	5	6	7	8	9	Out	10	11	12	13	14	15	16	17	18	In	Total
TS TPC Scottsdale (Stadium)	Par	4	4	5	3	4	4	3	4	4	35	4	4	3	5	4	5	3	4	4	36	71

TS	Round 2	271	283	9	13	2	0	26				1.365	0.053	0.821	2.238	2.044	4.282						
TS	Round 3	304	300	6	12	2	1	30				-0.300	0.809	-0.093	0.416	-0.539	-0.123						
TS	Round 4	304	303	9	13	3	3	28				-0.211	-0.182	1.686	1.294	-0.089	1.205						
TS	Round 1		4	5	4	3	4	4	2	4	5	35	4	4	3	4	5	2	4	4	34	69	
TS	Round 2		4	4	4	4	3	4	2	4	4	33	3	4	3	5	3	4	3	3	4	32	65
TS	Round 3		4	4	4	4	4	4	4	3	4	35	4	4	2	5	4	5	3	4	4	35	70
TS	Round 4		3	4	4	3	4	4	3	5	4	34	4	5	3	4	4	3	3	4	34	68	272

Doug Ghim

-12

Strokes Gained Statistics

Course	DD1	DD2	FH	GIR	SH	SS	PT	OTT	APR	ARG	T2G	PUT	TOT									
TS Round 1	305	294	12	17	0	0	29	1.999	0.177	1.908	4.084	1.810	5.894									
TS Round 2	286	288	6	15	1	0	30	-0.789	3.382	-1.183	1.409	-0.127	1.282									
TS Round 3	284	300	11	12	3	2	30	0.362	-0.900	0.422	-0.116	-1.007	-1.123									
TS Round 4	277	285	11	14	1	0	30	0.999	0.175	-0.401	0.774	0.431	1.205									
TS Round 1		4	3	5	3	4	5	3	3	4	34	4	4	4	3	4	2	3	3	31	65	
TS Round 2		3	5	5	3	4	4	2	3	4	33	4	4	3	5	4	5	2	4	4	35	68
TS Round 3		3	4	4	3	4	4	3	5	5	34	4	4	3	5	5	3	4	4	37	71	
TS Round 4		4	4	5	3	3	4	3	4	4	34	4	3	4	4	4	3	4	4	34	68	272

15 Davis Thompson

-11

Strokes Gained Statistics

Course	DD1	DD2	FH	GIR	SH	SS	PT	OTT	APR	ARG	T2G	PUT	TOT									
TS Round 1	363	259	7	14	0	0	31	-0.295	2.869	-0.308	2.266	-0.372	1.894									
TS Round 2	309	271	8	16	1	0	30	0.394	1.414	0.440	2.247	0.035	2.282									
TS Round 3	295	311	7	12	1	1	28	-0.434	-0.237	-0.571	-1.242	1.119	-0.123									
TS Round 4	351	280	8	14	3	1	28	-0.653	0.210	1.352	0.910	1.295	2.205									
TS Round 1		5	4	4	4	3	4	4	3	4	35	4	4	3	4	3	4	3	5	4	34	69

Strokes Gained Legend: OTT = Off the Tee APR = Approach the Green ARG = Around the Green T2G = Tee to Green PUT = Putting TOT = Total Strokes Gained



2024 WM Phoenix Open Top Players



Course	Hole	1	2	3	4	5	6	7	8	9	Out	10	11	12	13	14	15	16	17	18	In	Total
TS TPC Scottsdale (Stadium)	Par	4	4	5	3	4	4	3	4	4	35	4	4	3	5	4	5	3	4	4	36	71

TS	Round 2	③	5	④	3	4	4	3	4	4	34	4	③	3	④	4	5	3	③	4	33	67		
TS	Round 3	③	4	④	②	5	4	3	4	4	33	③	5	3	5	6	5	3	③	4	37	70		
TS	Round 4	4	5	④	3	4	4	4	④	③	③	34	③	4	3	5	5	④	3	③	③	33	67	273

Matt Fitzpatrick

-11

Strokes Gained Statistics

Course	DD1	DD2	FH	GIR	SH	SS	PT	OTT	APR	ARG	T2G	PUT	TOT					
TS Round 1	309	267	11	13	0	0	29	0.518	0.903	-0.004	1.417	0.477	1.894					
TS Round 2	294	294	8	15	2	1	29	0.636	0.628	0.834	2.097	1.185	3.282					
TS Round 3	293	322	10	12	1	1	31	1.976	-1.298	-1.607	-0.929	0.806	-0.123					
TS Round 4	305	296	9	14	1	1	31	0.866	-0.700	1.150	1.317	-0.112	1.205					
TS Round 1	4	4	④	②	4	5	4	4	4	②	④	4	5	3	5	③	34	69
TS Round 2	4	5	④	3	4	4	②	4	5	4	③	④	②	③	4	31	66	
TS Round 3	4	4	5	②	4	4	5	4	4	4	③	④	3	③	4	34	70	
TS Round 4	4	4	5	3	4	4	3	4	4	③	4	3	④	4	33	68	273	

17 Harris English

-10

Strokes Gained Statistics

Course	DD1	DD2	FH	GIR	SH	SS	PT	OTT	APR	ARG	T2G	PUT	TOT								
TS Round 1	346	254	11	12	1	1	30	1.358	-1.509	-0.260	-0.411	0.305	-0.106								
TS Round 2	278	277	11	15	0	0	30	1.032	-0.394	1.031	1.668	0.614	2.282								
TS Round 3	293	322	10	16	3	1	28	0.790	-0.027	0.371	1.134	3.743	4.877								
TS Round 4	293	280	7	12	4	2	30	-1.369	-0.875	0.549	-1.694	-0.101	-1.795								
TS Round 1	4	4	④	3	4	5	3	4	5	4	③	5	3	4	4	35	71				
TS Round 2	4	4	③	3	5	4	②	4	4	4	5	③	④	3	③	4	34	67			
TS Round 3	4	4	④	3	4	4	3	③	4	③	③	3	5	4	5	②	③	4	32	65	
TS Round 4	4	4	④	3	4	4	3	4	4	4	3	5	5	⑤	5	3	4	4	37	71	274

Keith Mitchell

-10

Strokes Gained Statistics

Course	DD1	DD2	FH	GIR	SH	SS	PT	OTT	APR	ARG	T2G	PUT	TOT
--------	-----	-----	----	-----	----	----	----	-----	-----	-----	-----	-----	-----

Strokes Gained Legend: OTT = Off the Tee APR = Approach the Green ARG = Around the Green T2G = Tee to Green PUT = Putting TOT = Total Strokes Gained





2024 WM Phoenix Open Top Players



Course	Hole	1	2	3	4	5	6	7	8	9	Out	10	11	12	13	14	15	16	17	18	In	Total	
TS TPC Scottsdale (Stadium)	Par	4	4	5	3	4	4	3	4	4	35	4	4	3	5	4	5	3	4	4	36	71	
TS	Round 1	316	276	8	14	2	0	32				1.151	1.823	-0.794	2.180	-0.286	1.894						
TS	Round 2	299	301	8	16	1	1	33				0.884	0.628	-0.231	1.280	0.002	1.282						
TS	Round 3	317	308	9	11	3	0	27				0.412	-0.841	-0.370	-0.799	1.676	0.877						
TS	Round 4	305	311	7	14	1	1	30				0.678	-0.293	0.726	1.112	0.093	1.205						

Adam Schenk

-10

Strokes Gained Statistics

Course	DD1	DD2	FH	GIR	SH	SS	PT	OTT	APR	ARG	T2G	PUT	TOT							
TS Round 1	344	273	8	10	2	1	28	-0.854	0.250	1.700	1.096	-0.202	0.894							
TS Round 2	306	289	8	14	0	0	30	0.183	0.205	0.132	0.519	-0.237	0.282							
TS Round 3	283	304	4	12	1	0	29	-1.562	-0.226	0.488	-1.300	1.177	-0.123							
TS Round 4	296	304	12	15	3	1	29	1.663	0.653	-1.035	1.282	2.923	4.205							
TS Round 1	4	5	4	3	4	4	4	36	4	4	3	4	5	3	3	3	34	70		
TS Round 2	4	4	5	2	4	4	3	5	4	5	2	5	4	5	3	3	3	34	69	
TS Round 3	4	3	4	3	4	4	3	4	4	4	4	5	4	6	2	4	4	37	70	
TS Round 4	3	4	5	2	4	4	3	4	3	3	4	5	3	3	3	4	5	33	65	274

Tom Kim

-10

Strokes Gained Statistics

Course	DD1	DD2	FH	GIR	SH	SS	PT	OTT	APR	ARG	T2G	PUT	TOT
TS Round 1	289	238	8	9	3	2	30	-0.405	-2.241	-0.897	-3.543	0.437	-3.106
TS Round 2	297	276	7	14	0	0	29	0.435	1.823	0.600	2.857	0.425	3.282
TS Round 3	304	295	5	11	1	0	28	0.256	3.697	-1.088	2.865	0.012	2.877
TS Round 4	279	302	7	12	1	1	28	-0.855	2.147	1.070	2.363	-0.158	2.205

Strokes Gained Legend: OTT = Off the Tee APR = Approach the Green ARG = Around the Green T2G = Tee to Green PUT = Putting TOT = Total Strokes Gained





2024 WM Phoenix Open Top Players



Course	Hole	1	2	3	4	5	6	7	8	9	Out	10	11	12	13	14	15	16	17	18	In	Total	
TS TPC Scottsdale (Stadium)	Par	4	4	5	3	4	4	3	4	4	35	4	4	3	5	4	5	3	4	4	36	71	
TS	Round 1	4	5	4	4	4	4	3	5	4	37	5	4	2	5	5	5	3	4	4	37	74	
TS	Round 2	3	4	4	3	5	4	3	4	4	34	4	4	3	4	3	4	3	3	4	32	66	
TS	Round 3	4	4	3	3	4	4	3	4	4	33	5	4	4	4	4	4	3	3	3	34	67	
TS	Round 4	4	5	4	3	4	4	3	4	4	35	4	4	3	4	4	4	3	3	3	32	67	274
Tom Hoge		-10										Strokes Gained Statistics											
Course		DD1	DD2	FH	GIR	SH	SS	PT	OTT	APR	ARG	T2G	PUT	TOT									
TS	Round 1	322	233	7	11	0	0	29	-0.674	1.322	-0.776	-0.128	1.022	0.894									
TS	Round 2	289	279	9	13	0	0	30	0.825	0.134	-1.095	-0.137	-0.581	-0.718									
TS	Round 3	286	300	9	13	3	3	29	0.445	0.499	-0.249	0.695	1.182	1.877									
TS	Round 4	272	292	6	15	1	1	28	-0.364	1.776	1.339	2.752	0.453	3.205									
TS	Round 1	4	4	4	3	5	4	2	3	5	34	4	4	3	5	4	5	3	4	4	36	70	
TS	Round 2	4	3	4	4	4	4	3	4	5	35	5	4	3	4	4	5	3	3	4	35	70	
TS	Round 3	4	4	4	3	3	4	3	4	5	34	3	4	3	4	5	5	3	3	4	34	68	
TS	Round 4	4	3	5	2	4	4	3	3	5	33	4	4	3	4	4	5	3	3	3	33	66	274
22 Brendon Todd		-9										Strokes Gained Statistics											
Course		DD1	DD2	FH	GIR	SH	SS	PT	OTT	APR	ARG	T2G	PUT	TOT									
TS	Round 1	301	237	9	10	3	2	27	-0.373	-1.295	0.186	-1.482	2.376	0.894									
TS	Round 2	272	282	9	13	3	3	28	-0.312	-1.420	0.025	-1.708	2.990	1.282									
TS	Round 3	273	288	11	15	2	1	31	-0.749	0.958	-0.066	0.143	0.734	0.877									
TS	Round 4	285	275	8	11	0	0	27	-0.013	-0.754	1.230	0.464	0.741	1.205									
TS	Round 1	4	4	5	3	4	3	3	3	5	34	4	3	3	5	5	6	3	4	3	36	70	
TS	Round 2	4	4	4	3	4	4	3	4	4	34	3	6	2	5	4	4	2	4	4	34	68	
TS	Round 3	3	4	5	2	4	5	3	4	3	33	4	4	4	5	4	5	3	4	3	36	69	
TS	Round 4	4	4	5	4	4	4	3	3	4	35	4	4	3	4	4	4	3	2	5	33	68	275

Strokes Gained Legend: OTT = Off the Tee APR = Approach the Green ARG = Around the Green T2G = Tee to Green PUT = Putting TOT = Total Strokes Gained





2024 WM Phoenix Open Top Players



Course	Hole	1	2	3	4	5	6	7	8	9	Out	10	11	12	13	14	15	16	17	18	In	Total
TS TPC Scottsdale (Stadium)	Par	4	4	5	3	4	4	3	4	4	35	4	4	3	5	4	5	3	4	4	36	71

Hideki Matsuyama -9

Course		DD1	DD2	FH	GIR	SH	SS	PT	Strokes Gained Statistics						TOT								
		OTT	APR	ARG	T2G	PUT							TOT										
TS	Round 1	301	294	7	11	2	2	25	-0.728	-2.784	1.804	-1.708	3.602	1.894									
TS	Round 2	290	298	9	17	1	1	32	0.308	1.579	0.322	2.208	-0.926	1.282									
TS	Round 3	295	299	7	12	4	1	27	-0.662	1.301	2.505	3.144	-1.267	1.877									
TS	Round 4	288	295	8	10	3	1	28	-0.031	-0.885	-0.100	-1.015	0.220	-0.795									
TS	Round 1	③	⑥	③	3	③	4	④	⑤	4	35	4	③	⑤	④	③	5	②	4	4	34	69	
TS	Round 2	4	4	④	3	4	4	3	4	4	34	4	4	3	5	4	④	3	③	4	34	68	
TS	Round 3	4	4	5	3	③	⑤	3	4	4	35	③	4	3	④	4	5	④	③	③	33	68	
TS	Round 4	4	4	5	3	⑤	4	3	4	4	36	4	4	④	③	③	④	3	⑤	4	34	70	275

Emiliano Grillo -9

Course		DD1	DD2	FH	GIR	SH	SS	PT	Strokes Gained Statistics						TOT								
		OTT	APR	ARG	T2G	PUT							TOT										
TS	Round 1	349	251	8	14	0	0	33	-0.280	2.286	-0.038	1.968	-2.074	-0.106									
TS	Round 2	255	272	10	16	0	0	31	0.216	-0.201	-0.478	-0.464	1.746	1.282									
TS	Round 3	291	291	7	13	1	1	33	-0.499	0.378	0.061	-0.060	-3.063	-3.123									
TS	Round 4	276	297	11	16	1	0	26	1.298	3.534	0.289	5.122	1.083	6.205									
TS	Round 1	4	4	5	3	4	⑤	3	⑤	4	37	4	4	3	④	4	5	②	4	4	34	71	
TS	Round 2	4	4	5	3	4	⑤	3	4	4	36	③	4	②	5	4	④	②	4	4	32	68	
TS	Round 3	4	4	5	④	4	4	④	4	4	37	⑤	⑤	④	④	4	④	3	③	4	36	73	
TS	Round 4	4	③	④	3	③	③	3	4	③	30	4	4	②	5	4	④	3	4	③	33	63	275

Justin Suh -9

Course		DD1	DD2	FH	GIR	SH	SS	PT	Strokes Gained Statistics						TOT
		OTT	APR	ARG	T2G	PUT							TOT		
TS	Round 1	301	276	9	14	0	0	29	1.076	1.020	-1.669	0.427	2.467	2.894	
TS	Round 2	296	278	8	14	0	0	28	-1.300	1.257	0.619	0.575	0.707	1.282	
TS	Round 3	293	307	9	15	1	0	33	0.732	0.950	-0.775	0.907	-1.030	-0.123	

Strokes Gained Legend: OTT = Off the Tee APR = Approach the Green ARG = Around the Green T2G = Tee to Green PUT = Putting TOT = Total Strokes Gained



2024 WM Phoenix Open Top Players



Course	Hole	1	2	3	4	5	6	7	8	9	Out	10	11	12	13	14	15	16	17	18	In	Total
TS TPC Scottsdale (Stadium)	Par	4	4	5	3	4	4	3	4	4	35	4	4	3	5	4	5	3	4	4	36	71

TS	Round 4	298	293	8	14	1	0	30				0.651	-0.698	-0.408	-0.454			0.659			0.205			
TS	Round 1		4	4	④	②	4	4	3	⑤	⑤	35	③	4	3	④	4	④	3	4	4	33	68	
TS	Round 2		③	4	④	④	⑤	4	②	⑤	③	34	4	4	3	④	③	5	3	4	4	34	68	
TS	Round 3		4	③	5	④	4	⑤	④	4	4	37	4	4	3	④	4	④	3	③	4	33	70	
TS	Round 4		4	4	5	3	4	③	②	4	③	32	4	4	④	④	4	⑥	3	4	4	37	69	275

Jhonattan Vegas

-9

Strokes Gained Statistics

Course	DD1	DD2	FH	GIR	SH	SS	PT	OTT	APR	ARG	T2G	PUT	TOT										
TS Round 1	297	310	9	16	0	0	30	1.838	2.268	-0.228	3.878	0.016	3.894										
TS Round 2	298	286	9	15	0	0	31	0.398	1.011	-0.644	0.764	0.518	1.282										
TS Round 3	311	325	12	14	1	0	32	0.890	1.074	-0.907	1.057	-0.180	0.877										
TS Round 4	312	287	6	12	0	0	31	0.257	-0.590	-0.334	-0.666	-1.129	-1.795										
TS Round 1		4	③	④	②	③	4	④	4	4	32	⑤	③	3	5	4	5	3	③	4	35	67	
TS Round 2		4	4	5	3	4	4	3	③	⑤	35	4	4	3	④	4	5	②	③	4	33	68	
TS Round 3		4	⑤	5	3	4	4	3	4	4	36	4	4	④	④	4	③	②	4	4	33	69	
TS Round 4		4	4	5	②	4	4	3	⑤	4	35	4	4	3	5	③	5	3	4	⑤	36	71	275

Denny McCarthy

-9

Strokes Gained Statistics

Course	DD1	DD2	FH	GIR	SH	SS	PT	OTT	APR	ARG	T2G	PUT	TOT									
TS Round 1	304	264	6	10	1	1	29	-1.411	-0.896	1.781	-0.526	-0.580	-1.106									
TS Round 2	276	287	9	14	1	1	30	0.435	0.480	0.115	1.029	0.253	1.282									
TS Round 3	276	304	9	11	2	2	24	-0.717	0.894	1.055	1.232	2.645	3.877									
TS Round 4	283	285	9	15	0	0	31	0.459	1.907	-0.023	2.344	-2.139	0.205									
TS Round 1		4	⑤	④	②	⑥	4	3	4	⑤	37	4	4	3	④	⑤	5	3	③	4	35	72
TS Round 2		4	4	④	②	4	4	3	4	③	32	4	4	3	④	4	④	④	4	⑤	36	68
TS Round 3		③	4	④	②	⑤	4	3	4	4	33	③	4	3	5	4	④	3	③	4	33	66

Strokes Gained Legend: OTT = Off the Tee APR = Approach the Green ARG = Around the Green T2G = Tee to Green PUT = Putting TOT = Total Strokes Gained





2024 WM Phoenix Open Top Players



Course	Hole	1	2	3	4	5	6	7	8	9	Out	10	11	12	13	14	15	16	17	18	In	Total
TS TPC Scottsdale (Stadium)	Par	4	4	5	3	4	4	3	4	4	35	4	4	3	5	4	5	3	4	4	36	71

TS	Round 4	4	③	5	3	4	4	3	⑤	4	35	②	4	3	5	4	5	3	4	4	34	69	275
----	---------	---	---	---	---	---	---	---	---	---	----	---	---	---	---	---	---	---	---	---	----	----	-----

28 Jim Knous -8

Course	DD1	DD2	FH	GIR	SH	SS	PT	Strokes Gained Statistics						TOT								
								OTT	APR	ARG	T2G	PUT										
TS Round 1	306	293	7	11	3	1	30	0.529	-0.455	0.110	0.184	-1.290	-1.106									
TS Round 2	264	308	7	13	1	1	26	-0.513	-0.503	2.470	1.453	1.829	3.282									
TS Round 3	284	297	7	11	0	0	28	-0.479	-1.020	0.737	-0.762	0.639	-0.123									
TS Round 4	285	295	11	15	2	1	31	1.039	0.626	1.156	2.822	-1.617	1.205									
TS Round 1	4	4	⑥	3	⑤	4	3	③	4	36	③	4	3	5	4	5	3	⑤	4	36	72	
TS Round 2	③	③	④	3	⑤	③	3	⑤	③	32	③	4	3	5	4	5	3	4	③	34	66	
TS Round 3	4	4	5	3	4	4	3	4	4	35	4	4	3	5	4	5	3	4	③	35	70	
TS Round 4	4	4	5	3	4	4	④	4	4	36	4	4	3	④	③	5	3	③	③	32	68	276

Christiaan Bezuidenhout -8

Course	DD1	DD2	FH	GIR	SH	SS	PT	Strokes Gained Statistics						TOT									
								OTT	APR	ARG	T2G	PUT											
TS Round 1	288	290	8	15	0	0	29	0.444	3.961	0.664	5.069	-1.175	3.894										
TS Round 2	286	283	6	12	1	1	30	-1.120	0.146	0.827	-0.148	-2.570	-2.718										
TS Round 3	278	303	8	11	2	1	27	-0.602	-1.068	0.456	-1.214	2.091	0.877										
TS Round 4	273	290	7	12	1	0	26	-0.266	1.898	-1.014	0.619	0.586	1.205										
TS Round 1	4	⑤	③	3	4	③	3	4	4	33	4	4	3	④	4	④	3	③	⑤	34	67		
TS Round 2	4	4	⑥	④	⑤	4	3	③	⑤	38	③	4	3	④	4	5	3	4	4	34	72		
TS Round 3	4	4	④	3	4	4	④	③	4	34	4	4	②	5	4	5	3	4	4	35	69		
TS Round 4	4	③	④	3	4	4	②	4	⑤	33	③	⑥	②	④	4	④	④	④	③	⑤	35	68	276

Corey Conners -8

Course	DD1	DD2	FH	GIR	SH	SS	PT	Strokes Gained Statistics						TOT
								OTT	APR	ARG	T2G	PUT		
TS Round 1	311	274	11	13	2	1	28	1.321	0.007	-0.163	1.165	1.729	2.894	
TS Round 2	295	297	12	16	1	1	33	1.817	0.803	-0.525	2.094	-1.812	0.282	

Strokes Gained Legend: OTT = Off the Tee APR = Approach the Green ARG = Around the Green T2G = Tee to Green PUT = Putting TOT = Total Strokes Gained





2024 WM Phoenix Open Top Players



Course	Hole	1	2	3	4	5	6	7	8	9	Out	10	11	12	13	14	15	16	17	18	In	Total
TS TPC Scottsdale (Stadium)	Par	4	4	5	3	4	4	3	4	4	35	4	4	3	5	4	5	3	4	4	36	71

TS	Round 3	294	279	11	12	1	0	33				0.993	0.301	-2.618	-1.324	-1.799	-3.123							
TS	Round 4	297	293	7	11	0	0	24				-0.861	-0.503	1.748	0.385	2.820	3.205							
TS	Round 1		4	③	5	3	③	4	3	4	⑤	34	③	4	④	5	4	5	②	③	4	34	68	
TS	Round 2		4	4	④	3	4	4	3	⑤	4	35	4	4	3	④	4	5	3	③	4	34	69	
TS	Round 3		4	⑤	④	3	4	⑤	3	4	③	35	4	4	④	④	⑥	④	3	⑤	4	38	73	
TS	Round 4		4	③	④	3	4	③	3	4	4	32	4	4	②	④	4	④	②	⑤	⑤	34	66	276

S.H. Kim

-8

Strokes Gained Statistics

Course	DD1	DD2	FH	GIR	SH	SS	PT	OTT	APR	ARG	T2G	PUT	TOT
TS Round 1	330	248	10	12	2	2	27	1.156	0.148	1.196	2.500	1.394	3.894
TS Round 2	298	276	7	12	2	0	31	0.303	-0.578	-0.565	-0.841	1.123	0.282
TS Round 3	330	311	8	10	3	3	27	-0.312	-1.191	1.725	0.222	-0.345	-0.123
TS Round 4	298	287	8	16	1	0	36	0.476	1.687	-0.330	1.834	-2.629	-0.795

TS	Round 1		③	⑤	5	3	③	③	3	⑤	⑤	35	4	4	②	③	4	5	3	4	③	32	67	
TS	Round 2		③	⑤	④	3	4	4	④	4	③	34	4	⑤	3	④	4	④	④	④	③	4	35	69
TS	Round 3		③	4	④	3	4	⑤	②	4	⑤	34	4	4	3	⑥	4	④	3	4	4	36	70	
TS	Round 4		4	⑤	④	3	4	4	④	4	③	35	4	4	3	5	4	④	3	4	4	35	70	276

Thomas Detry

-8

Strokes Gained Statistics

Course	DD1	DD2	FH	GIR	SH	SS	PT	OTT	APR	ARG	T2G	PUT	TOT
TS Round 1	304	307	10	12	3	1	28	2.005	0.656	-1.003	1.658	0.236	1.894
TS Round 2	296	287	7	12	1	1	27	1.033	-3.116	1.676	-0.408	1.690	1.282
TS Round 3	305	310	9	14	0	0	31	0.177	0.117	0.093	0.387	-1.510	-1.123
TS Round 4	295	316	9	12	2	0	26	0.568	-0.466	-1.519	-1.416	2.621	1.205

TS	Round 1		4	4	⑥	3	⑤	4	④	4	⑤	39	③	③	3	④	③	④	②	③	⑤	30	69
TS	Round 2		4	4	④	②	⑤	4	3	4	4	34	4	4	3	④	⑤	5	3	③	③	34	68

Strokes Gained Legend: OTT = Off the Tee APR = Approach the Green ARG = Around the Green T2G = Tee to Green PUT = Putting TOT = Total Strokes Gained





2024 WM Phoenix Open Top Players



Course	Hole	1	2	3	4	5	6	7	8	9	Out	10	11	12	13	14	15	16	17	18	In	Total
TS TPC Scottsdale (Stadium)	Par	4	4	5	3	4	4	3	4	4	35	4	4	3	5	4	5	3	4	4	36	71

TS	Round 3	4	4	5	3	4	4	3	4	4	35	4	5	3	5	3	4	3	5	4	36	71	
TS	Round 4	5	4	6	3	3	4	3	4	3	35	4	4	3	4	3	5	2	4	4	33	68	276

Ben Griffin

-8

Strokes Gained Statistics

Course	DD1	DD2	FH	GIR	SH	SS	PT	OTT	APR	ARG	T2G	PUT	TOT								
TS Round 1	312	275	9	11	2	1	30	0.109	-0.508	-0.168	-0.567	-0.539	-1.106								
TS Round 2	293	279	10	12	1	1	27	0.248	-1.052	1.735	0.930	1.352	2.282								
TS Round 3	295	295	10	14	0	0	30	0.842	0.750	0.687	2.279	-0.402	1.877								
TS Round 4	295	282	6	14	1	0	29	-2.546	0.453	0.748	-1.344	1.549	0.205								
TS Round 1	4	5	4	4	4	3	4	4	37	4	4	3	5	4	5	3	3	4	35	72	
TS Round 2	4	3	4	3	4	4	3	4	33	4	3	5	3	6	3	4	3	3	34	67	
TS Round 3	4	4	4	3	4	4	3	4	34	4	4	3	4	5	3	3	4	3	34	68	
TS Round 4	3	4	5	3	4	5	3	4	35	3	5	3	4	3	4	3	5	4	34	69	276

Hayden Buckley

-8

Strokes Gained Statistics

Course	DD1	DD2	FH	GIR	SH	SS	PT	OTT	APR	ARG	T2G	PUT	TOT								
TS Round 1	278	272	8	12	2	2	29	0.342	-0.736	0.428	0.034	0.860	0.894								
TS Round 2	293	269	9	11	0	0	26	-0.351	-2.134	1.651	-0.835	1.117	0.282								
TS Round 3	295	295	11	12	1	1	28	1.015	1.023	-0.239	1.799	1.078	2.877								
TS Round 4	282	298	7	10	2	2	27	-2.150	-0.203	0.783	-1.569	0.774	-0.795								
TS Round 1	4	4	4	3	4	4	2	4	33	4	4	3	5	5	2	4	5	37	70		
TS Round 2	4	4	5	3	5	4	2	5	36	4	4	3	4	4	3	3	4	3	33	69	
TS Round 3	4	4	4	3	4	5	3	3	34	4	4	3	4	4	3	3	4	3	33	67	
TS Round 4	3	6	5	3	3	3	4	4	36	4	5	3	4	4	3	3	4	3	34	70	276

Jake Knapp

-8

Strokes Gained Statistics

Course	DD1	DD2	FH	GIR	SH	SS	PT	OTT	APR	ARG	T2G	PUT	TOT
TS Round 1	317	300	8	14	1	1	29	0.398	1.280	0.341	2.019	0.875	2.894

Strokes Gained Legend: OTT = Off the Tee APR = Approach the Green ARG = Around the Green T2G = Tee to Green PUT = Putting TOT = Total Strokes Gained





2024 WM Phoenix Open Top Players



Course	Hole	1	2	3	4	5	6	7	8	9	Out	10	11	12	13	14	15	16	17	18	In	Total
TS TPC Scottsdale (Stadium)	Par	4	4	5	3	4	4	3	4	4	35	4	4	3	5	4	5	3	4	4	36	71

TS	Round 2	328	297	6	15	0	0	31				-0.120	1.196	-0.087	0.988	0.294	1.282						
TS	Round 3	304	299	4	13	1	1	29				-3.370	1.490	-0.562	-2.442	1.319	-1.123						
TS	Round 4	299	289	8	11	2	2	28				0.600	-1.092	0.231	-0.260	0.465	0.205						
TS	Round 1		4	4	④	3	4	4	3	4	③	33	③	⑤	3	④	4	5	3	4	4	35	68
TS	Round 2		4	⑤	④	④	4	4	3	③	4	35	4	③	②	5	4	④	3	4	4	33	68
TS	Round 3		4	③	5	②	4	4	3	4	4	33	4	⑤	3	④	4	5	②	4	⑦	38	71
TS	Round 4		4	③	⑥	3	4	4	3	4	4	35	4	4	3	④	4	④	3	4	4	34	69

Sam Stevens

-8

Strokes Gained Statistics

Course	DD1	DD2	FH	GIR	SH	SS	PT	OTT	APR	ARG	T2G	PUT	TOT
TS Round 1	321	286	8	14	1	1	31	1.548	0.179	-0.332	1.395	-0.501	0.894
TS Round 2	300	301	9	14	0	0	27	0.758	0.157	0.098	1.012	2.270	3.282
TS Round 3	308	307	9	14	1	0	32	0.326	0.178	-1.425	-0.921	0.798	-0.123
TS Round 4	316	293	8	12	0	0	30	1.255	-1.348	0.082	-0.010	-0.785	-0.795

TS	Round 1		⑤	4	⑥	3	③	③	3	③	4	34	4	4	3	5	4	5	3	4	4	36	70
TS	Round 2		4	③	⑥	3	③	4	3	4	③	33	4	4	3	5	③	④	3	4	③	33	66
TS	Round 3		4	⑥	④	3	⑤	4	3	4	4	37	4	4	②	5	4	④	3	4	③	33	70
TS	Round 4		4	⑤	④	3	③	⑤	④	4	③	35	4	4	3	④	4	⑥	3	③	4	35	70

Daniel Berger

-8

Strokes Gained Statistics

Course	DD1	DD2	FH	GIR	SH	SS	PT	OTT	APR	ARG	T2G	PUT	TOT
TS Round 1	316	290	10	14	0	0	26	1.770	0.787	-0.550	2.007	2.887	4.894
TS Round 2	284	274	9	15	0	0	32	-1.143	3.482	-1.401	0.937	-0.655	0.282
TS Round 3	286	281	10	12	0	0	30	0.516	-1.023	-1.560	-2.067	-0.056	-2.123
TS Round 4	296	290	9	14	2	1	32	0.195	0.728	0.826	1.750	-1.545	0.205

TS	Round 1		4	②	④	④	4	③	②	4	4	31	4	4	④	④	4	5	②	4	4	35	66
----	---------	--	---	---	---	---	---	---	---	---	---	----	---	---	---	---	---	---	---	---	---	----	----

Strokes Gained Legend: OTT = Off the Tee APR = Approach the Green ARG = Around the Green T2G = Tee to Green PUT = Putting TOT = Total Strokes Gained





2024 WM Phoenix Open
Top Players



Course	Hole	1	2	3	4	5	6	7	8	9	Out	10	11	12	13	14	15	16	17	18	In	Total
TS TPC Scottsdale (Stadium)	Par	4	4	5	3	4	4	3	4	4	35	4	4	3	5	4	5	3	4	4	36	71

TS	Round 2	4	4	5	3	4	5	2	3	4	34	4	4	3	4	4	6	3	3	4	35	69	
TS	Round 3	4	4	6	3	4	4	3	5	4	37	3	4	3	4	5	6	3	3	4	35	72	
TS	Round 4	4	4	4	4	4	4	3	4	4	35	4	5	3	4	4	4	3	3	4	34	69	276

Aaron Baddeley -8

Course	DD1	DD2	FH	GIR	SH	SS	PT	Strokes Gained Statistics						TOT								
	OTT	APR	ARG	T2G	PUT	TOT																
TS Round 1	284	262	10	13	1	1	29	-0.168	-1.274	1.580	0.138	1.756	1.894									
TS Round 2	284	263	3	12	1	0	28	-3.502	1.571	0.277	-1.655	-0.063	-1.718									
TS Round 3	276	284	9	13	1	1	28	-0.042	-1.679	0.220	-1.501	3.378	1.877									
TS Round 4	273	294	10	13	1	0	27	-0.221	0.483	-0.500	-0.237	1.442	1.205									
TS Round 1	4	4	5	3	4	4	3	4	4	35	3	3	3	5	5	5	2	4	4	34	69	
TS Round 2	4	3	4	3	6	4	4	4	4	36	4	4	3	5	4	4	3	4	4	35	71	
TS Round 3	4	3	4	3	4	3	3	4	4	32	4	5	2	4	5	6	3	3	4	36	68	
TS Round 4	4	4	4	2	4	3	3	4	4	32	4	4	4	5	4	5	2	4	4	36	68	276

39 Taylor Moore -7

Course	DD1	DD2	FH	GIR	SH	SS	PT	Strokes Gained Statistics						TOT								
	OTT	APR	ARG	T2G	PUT	TOT																
TS Round 1	305	314	9	13	1	1	29	1.201	-0.026	2.625	3.800	-1.906	1.894									
TS Round 2	293	289	6	14	0	0	30	-1.416	0.989	-0.253	-0.681	-0.037	-0.718									
TS Round 3	303	310	5	13	2	1	33	-0.829	0.795	1.355	1.321	-3.444	-2.123									
TS Round 4	297	287	9	14	0	0	27	-0.064	2.036	0.346	2.319	0.886	3.205									
TS Round 1	4	4	4	3	3	4	3	4	4	33	4	4	3	5	4	6	2	4	4	36	69	
TS Round 2	4	6	5	3	4	4	3	4	4	37	4	4	3	4	4	4	3	3	4	33	70	
TS Round 3	5	3	4	3	5	4	4	4	4	36	4	5	2	5	4	4	3	4	5	36	72	
TS Round 4	3	4	4	3	4	4	3	4	4	33	4	3	2	5	4	5	2	4	4	33	66	277

Taylor Montgomery -7

Course	DD1	DD2	FH	GIR	SH	SS	PT	Strokes Gained Statistics						TOT
	OTT	APR	ARG	T2G	PUT	TOT								

Strokes Gained Legend: OTT = Off the Tee APR = Approach the Green ARG = Around the Green T2G = Tee to Green PUT = Putting TOT = Total Strokes Gained





2024 WM Phoenix Open Top Players



Course	Hole	1	2	3	4	5	6	7	8	9	Out	10	11	12	13	14	15	16	17	18	In	Total
TS TPC Scottsdale (Stadium)	Par	4	4	5	3	4	4	3	4	4	35	4	4	3	5	4	5	3	4	4	36	71

TS	Round 1	305	254	6	14	0	0	29				-2.034	1.744	0.534	0.244	1.650	1.894							
TS	Round 2	283	378	7	15	0	0	31				0.884	0.187	0.088	1.158	0.124	1.282							
TS	Round 3	278	289	9	11	0	0	25				-0.897	0.133	1.396	0.632	2.245	2.877							
TS	Round 4	297	310	7	11	2	2	30				-2.972	0.076	0.164	-2.731	-1.064	-3.795							
TS	Round 1		4	4	5	②	4	4	3	4	4	34	③	4	3	④	4	⑦	3	③	4	35	69	
TS	Round 2		4	③	④	3	4	4	3	4	4	33	4	⑤	3	④	4	5	3	③	4	35	68	
TS	Round 3		4	③	④	3	4	4	3	4	4	33	③	4	3	⑥	4	④	3	③	4	34	67	
TS	Round 4		⑥	4	⑥	3	⑤	③	3	4	⑤	39	4	⑤	3	④	4	④	3	③	4	34	73	277

41 Carson Young

-6

Strokes Gained Statistics

Course	DD1	DD2	FH	GIR	SH	SS	PT	OTT	APR	ARG	T2G	PUT	TOT										
TS Round 1	320	259	10	15	0	0	33	0.835	-0.272	0.343	0.906	-1.012	-0.106										
TS Round 2	298	287	5	15	1	0	29	-0.324	0.264	1.004	0.943	1.339	2.282										
TS Round 3	287	301	8	12	1	0	31	-0.402	1.039	-0.856	-0.219	-1.904	-2.123										
TS Round 4	272	292	7	15	2	1	31	-0.127	2.662	-0.393	2.143	-0.938	1.205										
TS Round 1		4	4	④	④	4	4	3	4	4	35	4	4	3	5	4	⑥	②	4	4	36	71	
TS Round 2		4	⑤	5	②	③	③	3	4	4	33	4	③	3	5	4	④	3	4	4	34	67	
TS Round 3		4	4	④	3	4	4	3	⑤	③	34	4	⑥	④	④	4	④	3	4	⑤	38	72	
TS Round 4		③	③	④	②	4	4	3	4	4	31	⑤	4	3	5	4	③	④	⑤	4	37	68	278

Beau Hossler

-6

Strokes Gained Statistics

Course	DD1	DD2	FH	GIR	SH	SS	PT	OTT	APR	ARG	T2G	PUT	TOT
TS Round 1	305	297	9	14	1	1	33	-0.509	0.788	-0.160	0.119	-1.225	-1.106
TS Round 2	289	312	10	13	1	1	26	1.186	-0.006	0.160	1.339	1.943	3.282
TS Round 3	292	287	9	12	2	1	30	0.800	-2.185	0.279	-1.106	-1.017	-2.123
TS Round 4	283	292	9	16	2	0	32	0.829	1.739	0.178	2.747	-1.542	1.205

Strokes Gained Legend: OTT = Off the Tee APR = Approach the Green ARG = Around the Green T2G = Tee to Green PUT = Putting TOT = Total Strokes Gained





2024 WM Phoenix Open Top Players



Course	Hole	1	2	3	4	5	6	7	8	9	Out	10	11	12	13	14	15	16	17	18	In	Total
TS TPC Scottsdale (Stadium)	Par	4	4	5	3	4	4	3	4	4	35	4	4	3	5	4	5	3	4	4	36	71

TS	Round 1	4	6	5	3	4	4	4	4	4	38	4	5	3	4	4	4	2	4	4	34	72	
TS	Round 2	4	5	4	3	4	4	3	3	3	33	4	4	2	4	4	4	4	3	4	33	66	
TS	Round 3	4	4	4	4	4	4	4	4	4	36	3	4	4	5	4	5	3	3	5	36	72	
TS	Round 4	4	4	4	3	4	4	3	4	4	34	4	4	3	4	4	5	3	3	4	34	68	278

Billy Horschel

-6

Strokes Gained Statistics

Course	DD1	DD2	FH	GIR	SH	SS	PT	OTT	APR	ARG	T2G	PUT	TOT
TS Round 1	290	294	8	13	2	1	31	-0.826	0.938	-1.355	-1.243	0.137	-1.106
TS Round 2	280	281	11	16	1	0	30	0.919	0.457	-0.347	1.028	1.254	2.282
TS Round 3	293	293	6	15	1	0	29	-1.738	2.211	0.135	0.608	3.269	3.877
TS Round 4	294	283	9	12	1	1	31	1.086	-3.718	-1.297	-3.928	0.133	-3.795

TS	Round 1	4	4	4	3	5	4	3	4	4	35	3	4	3	5	6	5	3	3	5	37	72	
TS	Round 2	4	4	4	3	4	4	2	4	4	33	4	4	3	5	3	5	3	3	4	34	67	
TS	Round 3	3	4	4	3	4	5	3	4	3	33	4	4	3	4	4	3	4	4	3	33	66	
TS	Round 4	4	4	4	3	3	4	3	4	4	33	4	5	3	5	6	6	3	4	5	40	73	278

Joel Dahmen

-6

Strokes Gained Statistics

Course	DD1	DD2	FH	GIR	SH	SS	PT	OTT	APR	ARG	T2G	PUT	TOT
TS Round 1	320	244	10	13	0	0	29	1.205	-1.538	0.292	-0.041	1.935	1.894
TS Round 2	286	281	9	15	1	1	30	0.066	1.528	-0.565	1.028	0.254	1.282
TS Round 3	275	283	11	10	2	1	28	0.132	-1.386	1.533	0.279	-1.402	-1.123
TS Round 4	278	279	10	13	4	4	30	0.207	-1.101	-0.057	-0.950	0.155	-0.795

TS	Round 1	3	4	5	2	4	4	3	4	4	33	4	3	3	5	5	5	3	4	4	36	69	
TS	Round 2	3	4	5	3	4	3	3	4	3	32	4	4	3	5	5	5	2	4	4	36	68	
TS	Round 3	4	3	4	3	5	3	4	4	4	34	5	4	3	5	4	5	3	4	4	37	71	
TS	Round 4	5	4	5	2	4	4	3	4	3	34	4	5	3	4	5	4	3	4	4	36	70	278

Strokes Gained Legend: OTT = Off the Tee APR = Approach the Green ARG = Around the Green T2G = Tee to Green PUT = Putting TOT = Total Strokes Gained





2024 WM Phoenix Open Top Players



Course	Hole	1	2	3	4	5	6	7	8	9	Out	10	11	12	13	14	15	16	17	18	In	Total
TS TPC Scottsdale (Stadium)	Par	4	4	5	3	4	4	3	4	4	35	4	4	3	5	4	5	3	4	4	36	71

Sami Valimaki

-6

Strokes Gained Statistics

Course	DD1	DD2	FH	GIR	SH	SS	PT	OTT	APR	ARG	T2G	PUT	TOT					
TS Round 1	297	291	7	14	1	1	31	0.990	1.375	1.204	3.569	-1.675	1.894					
TS Round 2	292	302	8	15	0	0	33	-0.558	0.769	-0.111	0.099	-0.817	-0.718					
TS Round 3	302	288	5	12	2	1	32	-2.810	1.325	-2.806	-4.291	-0.832	-5.123					
TS Round 4	284	295	12	15	0	0	28	1.878	2.038	-1.028	2.889	2.316	5.205					
TS Round 1	4	4	③	3	4	4	3	4	⑥	5	4	5	②	③	4	34	69	
TS Round 2	4	③	④	3	③	⑤	②	③	4	⑦	4	5	3	4	⑤	39	70	
TS Round 3	4	⑤	④	3	⑤	4	3	4	4	⑥	④	4	5	3	⑤	4	39	75
TS Round 4	③	4	④	②	③	③	3	③	4	5	⑤	④	3	③	4	35	64	278

Wyndham Clark

-6

Strokes Gained Statistics

Course	DD1	DD2	FH	GIR	SH	SS	PT	OTT	APR	ARG	T2G	PUT	TOT						
TS Round 1	320	308	4	10	1	1	30	-1.580	1.117	-0.747	-1.210	0.104	-1.106						
TS Round 2	310	300	8	15	0	0	28	0.757	2.487	0.055	3.298	0.984	4.282						
TS Round 3	309	300	5	12	3	3	27	-0.742	0.879	1.658	1.795	2.082	3.877						
TS Round 4	319	318	7	10	2	1	32	-0.264	-0.238	-1.280	-1.781	-4.014	-5.795						
TS Round 1	⑤	4	③	②	⑤	⑤	④	③	4	5	4	5	3	⑤	4	37	72		
TS Round 2	4	4	④	3	4	4	3	4	4	③	③	④	3	4	4	31	65		
TS Round 3	4	4	③	3	4	4	3	4	③	④	4	④	3	4	4	34	66		
TS Round 4	4	⑥	5	3	4	4	3	4	4	④	5	4	④	3	⑤	⑤	38	75	278

Harry Hall

-6

Strokes Gained Statistics

Course	DD1	DD2	FH	GIR	SH	SS	PT	OTT	APR	ARG	T2G	PUT	TOT
TS Round 1	308	284	7	12	1	1	31	0.854	-0.514	1.453	1.793	-0.899	0.894
TS Round 2	291	298	4	14	1	1	32	-1.265	2.644	-1.242	0.136	-0.854	-0.718
TS Round 3	300	300	7	11	2	2	25	1.578	-1.663	-1.070	-1.155	4.032	2.877

Strokes Gained Legend: OTT = Off the Tee APR = Approach the Green ARG = Around the Green T2G = Tee to Green PUT = Putting TOT = Total Strokes Gained





2024 WM Phoenix Open Top Players



Course	Hole	1	2	3	4	5	6	7	8	9	Out	10	11	12	13	14	15	16	17	18	In	Total		
TS	TPC Scottsdale (Stadium)	4	4	5	3	4	4	3	4	4	35	4	4	3	5	4	5	3	4	4	36	71		
TS	Round 4	287	306	8	10	1	1	28				0.274	-1.927	1.445	-0.207	-1.588	-1.795							
TS	Round 1		4	4	④	②	4	4	3	4	4	33	⑤	③	④	5	4	④	3	⑤	4	37	70	
TS	Round 2		4	⑤	④	④	③	③	3	⑤	4	35	4	⑤	3	③	③	5	3	4	⑤	35	70	
TS	Round 3		4	4	④	②	⑤	⑤	3	③	4	34	4	4	④	5	③	④	3	②	4	33	67	
TS	Round 4		4	4	⑥	②	4	4	3	⑤	③	35	4	⑤	3	⑥	4	④	3	4	③	36	71	278
Ryan Fox		-6										Strokes Gained Statistics												
Course		DD1	DD2	FH	GIR	SH	SS	PT				OTT	APR	ARG	T2G	PUT	TOT							
TS	Round 1	295	298	8	15	3	2	30				1.273	2.559	0.007	3.839	1.055	4.894							
TS	Round 2	315	303	7	14	2	0	31				1.006	0.112	-0.097	1.020	0.262	1.282							
TS	Round 3	286	320	6	8	2	2	28				-3.214	-0.912	-0.706	-4.832	-0.291	-5.123							
TS	Round 4	312	286	4	14	2	2	28				-2.462	-1.164	-1.125	-4.750	4.955	0.205							
TS	Round 1		4	4	④	3	4	③	3	③	4	32	⑤	4	④	③	4	④	②	4	4	34	66	
TS	Round 2		4	4	④	3	③	4	3	4	4	33	4	4	3	④	⑤	④	④	4	③	35	68	
TS	Round 3		⑤	4	5	3	⑥	⑤	3	⑤	4	40	4	4	3	5	4	5	3	③	4	35	75	
TS	Round 4		4	③	5	②	4	4	3	4	4	33	4	⑤	3	④	4	④	②	⑦	③	36	69	278
49 Eric Cole		-5										Strokes Gained Statistics												
Course		DD1	DD2	FH	GIR	SH	SS	PT				OTT	APR	ARG	T2G	PUT	TOT							
TS	Round 1	299	274	10	11	0	0	29				0.649	-1.155	-0.415	-0.921	1.815	0.894							
TS	Round 2	275	287	7	12	0	0	28				0.021	0.183	-0.329	-0.126	0.408	0.282							
TS	Round 3	287	293	6	11	3	3	29				-1.010	1.087	-0.995	-0.918	0.795	-0.123							
TS	Round 4	304	312	9	13	3	1	30				-0.079	0.951	0.218	1.091	-1.886	-0.795							
TS	Round 1		4	4	④	3	4	4	3	4	4	34	4	4	3	④	4	5	④	4	4	36	70	
TS	Round 2		4	③	④	3	4	4	3	⑤	4	34	4	4	3	④	⑤	5	3	③	4	35	69	
TS	Round 3		⑤	4	5	④	⑤	4	3	4	③	37	③	4	3	④	4	5	④	③	③	33	70	

Strokes Gained Legend: OTT = Off the Tee APR = Approach the Green ARG = Around the Green T2G = Tee to Green PUT = Putting TOT = Total Strokes Gained



2024 WM Phoenix Open Top Players



Course	Hole	1	2	3	4	5	6	7	8	9	Out	10	11	12	13	14	15	16	17	18	In	Total
TS TPC Scottsdale (Stadium)	Par	4	4	5	3	4	4	3	4	4	35	4	4	3	5	4	5	3	4	4	36	71

TS Round 4 4 5 5 2 4 4 3 4 3 **34** 4 5 3 4 4 4 4 3 5 **36** **70** **279**

Zac Blair

-5

Strokes Gained Statistics

Course	DD1	DD2	FH	GIR	SH	SS	PT	OTT	APR	ARG	T2G	PUT	TOT									
TS Round 1	287	274	12	15	3	2	32	0.926	2.267	0.025	3.218	-1.324	1.894									
TS Round 2	258	274	8	15	1	0	30	-1.267	0.381	-0.341	-1.228	2.510	1.282									
TS Round 3	286	259	10	10	2	2	29	-1.199	-2.307	1.783	-1.723	-1.400	-3.123									
TS Round 4	266	269	9	10	2	1	25	0.024	-3.181	2.643	-0.513	0.718	0.205									
TS Round 1	3	4	5	3	4	4	3	4	4	34	4	4	3	4	5	4	3	4	4	35	69	
TS Round 2	4	4	5	3	4	4	3	4	4	35	4	3	4	4	3	5	2	5	3	33	68	
TS Round 3	4	4	5	3	5	4	3	4	4	36	5	4	3	5	4	5	3	4	4	37	73	
TS Round 4	4	4	5	3	4	3	4	4	3	34	3	4	3	5	4	5	3	4	4	35	69	279

Garrick Higgs

-5

Strokes Gained Statistics

Course	DD1	DD2	FH	GIR	SH	SS	PT	OTT	APR	ARG	T2G	PUT	TOT									
TS Round 1	300	274	5	9	2	1	29	-1.938	-1.849	0.840	-2.947	0.841	-2.106									
TS Round 2	292	277	9	11	0	0	26	0.645	0.765	0.222	1.631	0.651	2.282									
TS Round 3	313	295	8	12	3	2	28	0.720	0.304	-0.688	0.336	3.541	3.877									
TS Round 4	284	315	8	14	1	0	33	0.232	0.543	-1.944	-1.168	-2.627	-3.795									
TS Round 1	4	4	4	3	4	5	3	4	6	37	5	3	4	4	4	6	3	3	4	36	73	
TS Round 2	3	4	5	2	4	4	3	4	4	33	4	4	3	6	3	4	3	3	4	34	67	
TS Round 3	4	3	4	4	3	4	3	3	4	32	4	4	3	4	5	4	2	3	5	34	66	
TS Round 4	4	5	4	3	4	4	3	4	4	35	5	4	3	5	3	5	3	5	5	38	73	279

Kevin Chappell

-5

Strokes Gained Statistics

Course	DD1	DD2	FH	GIR	SH	SS	PT	OTT	APR	ARG	T2G	PUT	TOT
TS Round 1	321	278	6	13	0	0	32	-0.119	-1.011	-0.088	-1.218	0.112	-1.106
TS Round 2	303	294	6	11	1	1	27	-0.036	-2.610	0.029	-2.618	3.900	1.282

Strokes Gained Legend: OTT = Off the Tee APR = Approach the Green ARG = Around the Green T2G = Tee to Green PUT = Putting TOT = Total Strokes Gained



2024 WM Phoenix Open Top Players



Course	Hole	1	2	3	4	5	6	7	8	9	Out	10	11	12	13	14	15	16	17	18	In	Total
TS TPC Scottsdale (Stadium)	Par	4	4	5	3	4	4	3	4	4	35	4	4	3	5	4	5	3	4	4	36	71

TS	Round 3	293	299	5	10	4	3	29				-0.365	-0.854	-0.193	-1.412	0.289	-1.123							
TS	Round 4	290	309	9	11	2	1	26				-2.018	0.545	0.584	-0.888	2.093	1.205							
TS	Round 1		4	4	④	3	⑤	4	3	4	4	35	4	⑤	④	④	4	5	3	4	4	37	72	
TS	Round 2		4	4	④	②	4	4	3	⑤	③	33	4	4	3	5	4	5	3	③	4	35	68	
TS	Round 3		4	4	④	3	4	⑤	3	③	⑤	35	4	4	④	④	4	⑥	3	③	4	36	71	
TS	Round 4		4	4	④	②	4	4	3	4	4	33	4	⑤	④	④	4	④	3	4	③	35	68	279

53 Martin Laird

-4

Strokes Gained Statistics

Course	DD1	DD2	FH	GIR	SH	SS	PT	OTT	APR	ARG	T2G	PUT	TOT										
TS Round 1	336	254	9	13	0	0	29	-0.361	-0.529	0.348	-0.542	2.436	1.894										
TS Round 2	296	305	7	13	0	0	29	-0.472	-0.839	2.500	1.188	-0.906	0.282										
TS Round 3	277	296	11	8	1	0	28	-0.590	-2.823	0.655	-2.758	-0.365	-3.123										
TS Round 4	278	295	8	15	0	0	29	-0.451	2.857	-1.440	0.967	-0.762	0.205										
TS Round 1		4	4	5	3	⑤	4	3	4	4	36	③	4	3	③	⑤	5	②	4	4	33	69	
TS Round 2		4	4	5	3	4	4	3	4	③	34	4	4	④	④	4	5	②	4	4	35	69	
TS Round 3		4	4	⑥	3	③	⑤	3	4	4	36	③	⑤	3	④	4	⑥	④	4	4	37	73	
TS Round 4		⑤	4	5	3	③	4	⑤	4	4	37	③	③	3	5	③	5	3	4	③	32	69	280

Tyler Duncan

-4

Strokes Gained Statistics

Course	DD1	DD2	FH	GIR	SH	SS	PT	OTT	APR	ARG	T2G	PUT	TOT									
TS Round 1	316	281	7	13	1	1	32	0.523	-0.710	0.262	0.075	-0.181	-0.106									
TS Round 2	293	303	11	16	0	0	30	0.906	1.262	-0.109	2.058	0.224	2.282									
TS Round 3	281	297	9	14	1	0	34	0.503	1.117	0.418	2.038	-3.161	-1.123									
TS Round 4	285	291	11	12	3	1	29	-0.986	-0.357	-0.998	-2.340	0.545	-1.795									
TS Round 1		4	4	④	3	4	4	④	4	4	35	4	⑤	3	④	4	5	3	4	4	36	71
TS Round 2		4	4	④	②	4	4	④	4	4	34	4	4	②	④	4	④	3	4	4	33	67

Strokes Gained Legend: OTT = Off the Tee APR = Approach the Green ARG = Around the Green T2G = Tee to Green PUT = Putting TOT = Total Strokes Gained



2024 WM Phoenix Open Top Players



Course	Hole	1	2	3	4	5	6	7	8	9	Out	10	11	12	13	14	15	16	17	18	In	Total
TS TPC Scottsdale (Stadium)	Par	4	4	5	3	4	4	3	4	4	35	4	4	3	5	4	5	3	4	4	36	71

TS	Round 3	4	4	④	3	⑤	⑤	3	③	4	35	⑤	⑤	④	④	4	④	3	③	4	36	71	
TS	Round 4	4	4	5	3	4	4	④	4	③	35	4	⑤	3	④	4	⑥	3	4	③	36	71	280

Matt Wallace

-4

Strokes Gained Statistics

Course	DD1	DD2	FH	GIR	SH	SS	PT	OTT	APR	ARG	T2G	PUT	TOT									
TS Round 1	301	254	6	9	1	0	31	0.238	-1.437	0.725	-0.474	-3.632	-4.106									
TS Round 2	302	281	9	16	2	2	29	0.264	3.642	0.831	4.736	0.546	5.282									
TS Round 3	296	302	7	12	0	0	34	-3.426	1.325	-1.327	-3.428	-0.695	-4.123									
TS Round 4	343	308	8	11	1	0	25	-0.181	0.027	0.328	0.175	2.030	2.205									
TS Round 1	4	4	5	3	4	4	④	4	4	36	4	4	④	⑤	5	④	4	⑤	39	75		
TS Round 2	4	4	④	②	③	4	3	4	4	32	③	4	3	④	4	④	3	③	4	32	64	
TS Round 3	⑤	⑤	④	②	4	4	3	4	⑤	36	4	⑤	3	④	4	⑥	④	4	4	38	74	
TS Round 4	4	4	③	3	③	③	3	4	③	30	⑤	⑤	3	5	③	④	④	4	4	37	67	280

Justin Lower

-4

Strokes Gained Statistics

Course	DD1	DD2	FH	GIR	SH	SS	PT	OTT	APR	ARG	T2G	PUT	TOT									
TS Round 1	305	277	8	15	1	0	34	1.083	0.298	-0.455	0.926	-1.032	-0.106									
TS Round 2	301	298	7	13	1	0	29	-0.006	1.355	0.990	2.338	-2.056	0.282									
TS Round 3	283	285	5	12	3	1	31	-1.816	-0.985	0.367	-2.434	-0.689	-3.123									
TS Round 4	282	297	8	16	1	0	30	0.087	1.933	-0.450	1.571	0.634	2.205									
TS Round 1	4	4	④	3	4	4	3	4	4	34	4	4	②	5	⑤	5	④	4	4	37	71	
TS Round 2	4	⑤	5	②	4	③	3	⑤	4	35	4	4	3	5	4	④	④	③	③	34	69	
TS Round 3	4	4	5	②	⑤	4	3	4	③	34	⑤	4	④	5	4	5	④	4	4	39	73	
TS Round 4	③	4	④	3	4	③	3	4	4	32	③	4	④	④	4	5	3	⑤	③	35	67	280

Mark Hubbard

-4

Strokes Gained Statistics

Course	DD1	DD2	FH	GIR	SH	SS	PT	OTT	APR	ARG	T2G	PUT	TOT
TS Round 1	293	290	8	14	1	0	29	-0.226	1.087	0.150	1.011	-0.117	0.894

Strokes Gained Legend: OTT = Off the Tee APR = Approach the Green ARG = Around the Green T2G = Tee to Green PUT = Putting TOT = Total Strokes Gained



2024 WM Phoenix Open Top Players



Course	Hole	1	2	3	4	5	6	7	8	9	Out	10	11	12	13	14	15	16	17	18	In	Total
TS TPC Scottsdale (Stadium)	Par	4	4	5	3	4	4	3	4	4	35	4	4	3	5	4	5	3	4	4	36	71

TS	Round 2	290	279	9	12	1	1	29				-1.386	0.645	-0.262	-1.004	0.286	-0.718							
TS	Round 3	285	303	8	11	2	1	29				-0.617	1.005	-0.640	-0.252	-1.871	-2.123							
TS	Round 4	289	295	9	10	1	1	26				0.081	-1.464	2.560	1.178	0.027	1.205							
TS	Round 1		4	4	5	3	4	③	3	③	5	34	5	5	3	④	4	④	3	4	4	36	70	
TS	Round 2		5	5	④	3	③	4	②	5	5	36	5	4	3	④	4	④	3	③	4	34	70	
TS	Round 3		4	5	④	3	4	4	4	4	4	36	4	4	4	④	6	④	3	③	4	36	72	
TS	Round 4		4	4	④	3	4	4	3	4	4	34	③	4	②	④	4	6	3	4	4	34	68	280

Tyson Alexander

-4

Strokes Gained Statistics

Course	DD1	DD2	FH	GIR	SH	SS	PT	OTT	APR	ARG	T2G	PUT	TOT
TS Round 1	316	265	10	10	0	0	29	-0.583	-2.296	-0.044	-2.923	1.817	-1.106
TS Round 2	301	277	8	14	0	0	31	-0.509	2.907	-0.325	2.072	-0.790	1.282
TS Round 3	295	297	7	17	2	1	35	-0.145	0.536	0.494	0.885	-2.008	-1.123
TS Round 4	296	303	9	13	1	1	28	0.084	-1.669	0.362	-1.222	1.427	0.205

TS	Round 1		③	5	④	3	4	4	3	4	4	34	4	6	4	④	4	5	3	4	4	38	72	
TS	Round 2		4	③	④	②	4	4	3	5	4	33	③	4	4	④	4	5	3	4	4	35	68	
TS	Round 3		4	4	5	3	4	4	4	4	4	36	4	4	②	5	③	6	3	4	4	35	71	
TS	Round 4		4	4	④	3	4	4	3	4	4	34	③	4	5	④	4	④	②	4	5	35	69	280

Alex Noren

-4

Strokes Gained Statistics

Course	DD1	DD2	FH	GIR	SH	SS	PT	OTT	APR	ARG	T2G	PUT	TOT
TS Round 1	359	241	8	12	2	1	30	0.138	0.771	-0.196	0.713	1.181	1.894
TS Round 2	290	256	9	12	0	0	30	0.506	-2.462	0.128	-1.829	0.111	-1.718
TS Round 3	286	284	11	12	1	1	31	1.916	-1.706	0.568	0.778	-0.901	-0.123
TS Round 4	286	282	12	11	1	1	29	0.140	-1.270	0.269	-0.860	0.065	-0.795

TS	Round 1		5	4	④	3	4	4	3	③	4	34	4	4	3	④	5	5	②	4	4	35	69
----	---------	--	---	---	---	---	---	---	---	---	---	----	---	---	---	---	---	---	---	---	---	----	----

Strokes Gained Legend: OTT = Off the Tee APR = Approach the Green ARG = Around the Green T2G = Tee to Green PUT = Putting TOT = Total Strokes Gained





2024 WM Phoenix Open Top Players



Course	Hole	1	2	3	4	5	6	7	8	9	Out	10	11	12	13	14	15	16	17	18	In	Total
TS TPC Scottsdale (Stadium)	Par	4	4	5	3	4	4	3	4	4	35	4	4	3	5	4	5	3	4	4	36	71

TS	Round 2	5	4	5	3	4	5	3	3	4	36	4	4	3	4	4	5	3	4	4	35	71	
TS	Round 3	4	4	5	2	4	4	4	4	4	35	4	4	4	4	5	4	3	3	4	35	70	
TS	Round 4	4	4	4	3	4	3	3	5	3	33	4	4	3	4	4	6	3	4	5	37	70	280

60 Adrien Dumont de Chassart -3

Course		DD1	DD2	FH	GIR	SH	SS	PT	Strokes Gained Statistics						TOT						
									OTT	APR	ARG	T2G	PUT	TOT							
TS	Round 1	307	284	9	13	0	0	32	-0.086	-0.829	0.549	-0.366	-0.740	-1.106							
TS	Round 2	311	289	11	14	1	0	28	1.972	0.025	-0.254	1.742	1.540	3.282							
TS	Round 3	292	308	9	13	1	1	32	0.754	0.873	0.360	1.987	-3.110	-1.123							
TS	Round 4	325	292	9	10	4	2	30	1.343	-1.307	-1.368	-1.331	-1.464	-2.795							
TS	Round 1	3	3	5	4	4	3	4	4	34	4	4	3	5	5	3	4	5	38	72	
TS	Round 2	3	3	5	3	4	3	4	4	33	3	4	3	4	5	3	3	4	33	66	
TS	Round 3	4	4	5	3	5	4	3	4	36	4	4	3	4	5	3	4	4	35	71	
TS	Round 4	4	5	6	3	5	3	4	4	38	3	4	3	5	5	3	4	4	34	72	281

Shane Lowry -3

Course		DD1	DD2	FH	GIR	SH	SS	PT	Strokes Gained Statistics						TOT							
									OTT	APR	ARG	T2G	PUT	TOT								
TS	Round 1	316	257	7	12	1	0	26	-0.714	1.913	0.641	1.840	2.054	3.894								
TS	Round 2	292	271	10	12	2	1	30	0.689	-1.358	0.637	-0.033	-0.685	-0.718								
TS	Round 3	251	283	13	13	0	0	28	0.906	1.229	-0.649	1.486	0.391	1.877								
TS	Round 4	356	282	8	10	2	0	32	-0.115	-1.577	-0.260	-1.951	-4.844	-6.795								
TS	Round 1	4	5	5	3	4	4	3	4	36	3	3	3	4	4	4	4	3	3	31	67	
TS	Round 2	4	4	4	3	4	4	4	4	35	4	3	3	5	5	3	3	4	35	70		
TS	Round 3	5	4	4	3	3	3	3	5	33	3	4	3	5	5	4	3	3	35	68		
TS	Round 4	5	4	5	3	5	4	4	4	37	4	5	4	5	4	5	3	4	5	39	76	281

Robby Shelton -3

Course		DD1	DD2	FH	GIR	SH	SS	PT	Strokes Gained Statistics						TOT
									OTT	APR	ARG	T2G	PUT	TOT	

Strokes Gained Legend: OTT = Off the Tee APR = Approach the Green ARG = Around the Green T2G = Tee to Green PUT = Putting TOT = Total Strokes Gained





2024 WM Phoenix Open
Top Players



Course	Hole	1	2	3	4	5	6	7	8	9	Out	10	11	12	13	14	15	16	17	18	In	Total
TS TPC Scottsdale (Stadium)	Par	4	4	5	3	4	4	3	4	4	35	4	4	3	5	4	5	3	4	4	36	71

TS	Round 1	291	280	10	11	2	2	29				1.035	-1.266	1.498	1.267	0.627	1.894							
TS	Round 2	290	279	5	12	4	2	29				-2.087	0.179	0.280	-1.629	0.911	-0.718							
TS	Round 3	277	281	7	10	3	2	26				-0.469	-1.045	1.142	-0.372	1.249	0.877							
TS	Round 4	284	283	7	15	2	1	35				-1.152	0.252	-0.948	-1.847	-1.948	-3.795							
TS	Round 1	4	4	5	3	4	4	4	4	4	36	3	4	3	4	4	3	4	4	33	69			
TS	Round 2	4	5	5	3	4	5	3	4	4	37	3	5	3	4	4	3	3	4	33	70			
TS	Round 3	4	5	4	3	4	3	3	4	4	34	4	4	3	5	4	5	3	4	3	35	69		
TS	Round 4	5	4	5	3	5	4	2	5	4	37	4	5	2	4	4	5	4	4	36	73	281		

Zach Johnson

-3

Strokes Gained Statistics

Course	DD1	DD2	FH	GIR	SH	SS	PT	OTT	APR	ARG	T2G	PUT	TOT										
TS Round 1	278	268	7	13	2	2	30	-0.443	0.425	0.820	0.802	0.092	0.894										
TS Round 2	278	274	8	12	2	2	29	-1.170	-0.442	0.685	-0.928	0.210	-0.718										
TS Round 3	274	276	9	14	1	1	33	0.042	1.625	-0.194	1.473	-1.596	-0.123										
TS Round 4	286	293	6	11	2	1	28	-0.182	-1.917	-0.693	-2.791	0.996	-1.795										
TS Round 1	4	4	5	3	4	4	3	4	5	36	3	4	3	4	5	3	4	4	34	70			
TS Round 2	4	4	5	3	4	4	3	5	4	36	3	4	3	5	4	5	3	3	4	34	70		
TS Round 3	4	5	4	2	4	4	3	4	4	34	4	4	3	5	4	6	3	3	4	36	70		
TS Round 4	3	4	4	3	4	5	4	5	4	36	4	3	3	5	5	4	3	4	4	35	71	281	

Brian Harman

-3

Strokes Gained Statistics

Course	DD1	DD2	FH	GIR	SH	SS	PT	OTT	APR	ARG	T2G	PUT	TOT
TS Round 1	318	264	10	9	2	1	26	-0.036	-2.474	0.764	-1.746	1.640	-0.106
TS Round 2	290	270	10	12	2	2	29	0.293	-1.099	0.178	-0.629	0.911	0.282
TS Round 3	283	284	9	12	1	1	26	0.100	-0.620	0.388	-0.132	1.009	0.877
TS Round 4	285	306	10	10	2	1	29	0.964	-2.029	0.232	-0.832	-1.963	-2.795

Strokes Gained Legend: OTT = Off the Tee APR = Approach the Green ARG = Around the Green T2G = Tee to Green PUT = Putting TOT = Total Strokes Gained





2024 WM Phoenix Open Top Players



Course	Hole	1	2	3	4	5	6	7	8	9	Out	10	11	12	13	14	15	16	17	18	In	Total
TS TPC Scottsdale (Stadium)	Par	4	4	5	3	4	4	3	4	4	35	4	4	3	5	4	5	3	4	4	36	71

TS	Round 1	③	4	④	3	4	⑤	④	4	4	35	4	③	⑤	5	4	5	②	⑤	③	36	71	
TS	Round 2	4	③	④	④	4	4	3	⑤	4	35	4	4	3	④	4	④	3	4	4	34	69	
TS	Round 3	4	③	5	3	4	4	3	4	4	34	4	⑤	④	④	4	5	②	③	4	35	69	
TS	Round 4	4	③	5	3	4	4	④	4	4	35	4	⑤	3	5	⑤	5	3	③	4	37	72	281

65 Bud Cauley

-2

Strokes Gained Statistics

Course	DD1	DD2	FH	GIR	SH	SS	PT	OTT	APR	ARG	T2G	PUT	TOT
TS Round 1	287	296	7	15	0	0	31	0.512	2.089	-0.215	2.386	-0.492	1.894
TS Round 2	267	288	9	14	1	1	29	0.188	0.152	0.896	1.235	0.047	1.282
TS Round 3	266	286	8	16	0	0	34	-0.262	2.022	-0.282	1.478	-1.601	-0.123
TS Round 4	288	283	9	12	2	1	34	0.120	-0.656	-1.559	-2.094	-3.701	-5.795

TS	Round 1	4	4	④	3	4	4	3	4	⑤	35	4	4	3	④	4	④	3	4	4	34	69	
TS	Round 2	4	4	④	3	③	4	3	4	4	33	4	4	3	④	⑤	④	3	4	4	35	68	
TS	Round 3	4	4	5	3	4	③	3	4	4	34	⑤	4	3	5	⑤	④	3	③	4	36	70	
TS	Round 4	4	4	5	④	4	4	3	4	4	36	4	4	3	5	4	5	3	⑦	4	39	75	282

66 Byeong Hun An

-1

Strokes Gained Statistics

Course	DD1	DD2	FH	GIR	SH	SS	PT	OTT	APR	ARG	T2G	PUT	TOT
TS Round 1	316	290	7	11	1	1	29	0.932	-0.219	-0.239	0.474	0.420	0.894
TS Round 2	317	305	7	17	0	0	32	0.951	1.086	-0.204	1.832	-0.550	1.282
TS Round 3	288	298	8	11	0	0	32	-0.409	-1.568	-0.800	-2.777	-2.346	-5.123
TS Round 4	319	312	5	14	1	0	31	0.811	-0.676	-0.463	-0.327	-0.468	-0.795

TS	Round 1	⑤	⑤	④	②	4	⑤	3	4	③	35	4	③	②	5	4	⑥	④	③	4	35	70	
TS	Round 2	4	4	5	3	③	③	3	4	4	33	⑤	4	3	④	③	⑥	3	③	4	35	68	
TS	Round 3	4	⑤	5	④	4	⑤	3	⑤	4	39	4	⑤	3	④	4	⑥	②	4	4	36	75	
TS	Round 4	③	⑤	5	②	4	4	④	4	4	35	③	⑤	②	④	⑤	5	3	4	4	35	70	283

Strokes Gained Legend: OTT = Off the Tee APR = Approach the Green ARG = Around the Green T2G = Tee to Green PUT = Putting TOT = Total Strokes Gained





2024 WM Phoenix Open Top Players



Course	Hole	1	2	3	4	5	6	7	8	9	Out	10	11	12	13	14	15	16	17	18	In	Total
TS TPC Scottsdale (Stadium)	Par	4	4	5	3	4	4	3	4	4	35	4	4	3	5	4	5	3	4	4	36	71

Nick Hardy

-1

Strokes Gained Statistics

Course	DD1	DD2	FH	GIR	SH	SS	PT	OTT	APR	ARG	T2G	PUT	TOT									
TS Round 1	313	285	8	14	1	0	33	0.022	0.418	0.746	1.186	-1.292	-0.106									
TS Round 2	293	334	11	13	3	2	27	1.700	-0.374	0.824	2.149	1.133	3.282									
TS Round 3	302	294	8	13	0	0	28	0.632	-0.704	1.293	1.221	0.656	1.877									
TS Round 4	284	290	7	8	5	2	30	-0.469	-6.043	-1.646	-8.157	-0.638	-8.795									
TS Round 1	4	4	5	3	③	4	3	⑤	4	35	4	4	④	5	4	5	3	4	③	36	71	
TS Round 2	4	4	5	②	4	③	3	4	⑤	34	4	4	3	④	③	④	3	③	4	32	66	
TS Round 3	4	4	④	3	4	③	②	4	⑤	33	4	4	④	5	4	5	②	③	4	35	68	
TS Round 4	4	⑤	5	3	4	4	3	4	4	36	4	4	④	⑧	4	⑥	3	⑤	4	42	78	283

Jesse Mueller

-1

Strokes Gained Statistics

Course	DD1	DD2	FH	GIR	SH	SS	PT	OTT	APR	ARG	T2G	PUT	TOT									
TS Round 1	265	279	8	13	1	0	31	0.466	-1.342	-0.311	-1.187	1.081	-0.106									
TS Round 2	287	320	9	13	0	0	27	-0.028	-0.403	-0.766	-1.198	2.480	1.282									
TS Round 3	270	281	8	12	2	2	31	-0.707	-0.894	-1.170	-2.771	-0.352	-3.123									
TS Round 4	255	278	7	14	1	1	30	-0.046	-0.567	-1.237	-1.849	0.054	-1.795									
TS Round 1	4	③	5	②	⑤	③	3	4	⑤	34	4	4	3	5	4	5	④	4	4	37	71	
TS Round 2	4	4	④	3	③	⑤	②	4	4	33	4	⑤	3	④	4	④	3	4	4	35	68	
TS Round 3	⑥	4	5	3	4	4	3	4	⑤	38	4	4	3	5	4	5	②	③	⑤	35	73	
TS Round 4	4	③	5	3	4	③	3	4	4	33	4	4	3	5	4	5	3	⑤	⑤	38	71	283

Seamus Power

-1

Strokes Gained Statistics

Course	DD1	DD2	FH	GIR	SH	SS	PT	OTT	APR	ARG	T2G	PUT	TOT
TS Round 1	319	300	7	13	1	1	31	1.525	-1.246	1.052	1.331	-1.437	-0.106
TS Round 2	296	288	8	14	1	1	30	0.060	0.302	0.963	1.324	-1.042	0.282
TS Round 3	339	295	8	12	2	1	35	0.882	-1.714	0.078	-0.754	-3.369	-4.123

Strokes Gained Legend: OTT = Off the Tee APR = Approach the Green ARG = Around the Green T2G = Tee to Green PUT = Putting TOT = Total Strokes Gained





2024 WM Phoenix Open Top Players



Course	Hole	1	2	3	4	5	6	7	8	9	Out	10	11	12	13	14	15	16	17	18	In	Total
TS TPC Scottsdale (Stadium)	Par	4	4	5	3	4	4	3	4	4	35	4	4	3	5	4	5	3	4	4	36	71

TS	Round 4	281	285	6	12	0	0	28				-0.734	1.125	0.602	0.994	-0.789	0.205						
TS	Round 1	4	5	5	3	4	3	4	4	4	36	4	4	3	4	4	5	3	4	4	35	71	
TS	Round 2	4	4	4	3	4	4	4	4	5	36	4	4	3	4	4	4	3	4	3	33	69	
TS	Round 3	4	5	4	4	5	4	3	4	5	38	4	4	3	5	4	5	3	4	4	36	74	
TS	Round 4	3	4	5	2	4	3	3	5	5	34	4	4	3	4	4	4	3	5	4	35	69	283

Sungjae Im

-1

Strokes Gained Statistics

Course	DD1	DD2	FH	GIR	SH	SS	PT	OTT	APR	ARG	T2G	PUT	TOT					
TS Round 1	303	266	6	10	3	2	28	-0.059	-0.808	1.547	0.680	0.214	0.894					
TS Round 2	331	280	8	13	2	1	31	0.538	0.039	-0.225	0.351	-1.069	-0.718					
TS Round 3	285	315	10	9	3	2	31	1.168	-2.168	-0.781	-1.781	-3.342	-5.123					
TS Round 4	274	295	6	12	2	2	28	0.201	-1.804	1.540	-0.062	1.267	1.205					
TS Round 1	3	3	5	3	4	4	3	4	4	3	5	5	3	4	4	37	70	
TS Round 2	4	4	4	4	4	3	5	4	3	5	5	4	3	3	4	35	70	
TS Round 3	4	4	5	3	5	4	3	4	4	4	4	6	4	4	4	39	75	
TS Round 4	4	5	3	3	4	4	3	4	4	3	5	3	4	3	4	34	68	283

71 Matt NeSmith

E

Strokes Gained Statistics

Course	DD1	DD2	FH	GIR	SH	SS	PT	OTT	APR	ARG	T2G	PUT	TOT				
TS Round 1	291	288	13	18	0	0	35	1.915	-0.173	-0.035	1.707	-0.813	0.894				
TS Round 2	292	275	11	17	1	0	33	1.167	-0.176	-0.617	0.373	-0.091	0.282				
TS Round 3	284	286	8	10	3	1	29	-0.741	-2.197	0.653	-2.285	-0.838	-3.123				
TS Round 4	280	292	11	11	4	2	30	0.971	-3.026	0.162	-1.892	-0.903	-2.795				
TS Round 1	4	4	5	3	4	4	3	4	4	3	4	5	3	4	4	35	70
TS Round 2	4	4	5	3	4	4	3	4	3	5	4	5	3	3	4	35	69
TS Round 3	3	5	6	2	5	4	4	4	4	4	5	6	2	3	4	36	73

Strokes Gained Legend: OTT = Off the Tee APR = Approach the Green ARG = Around the Green T2G = Tee to Green PUT = Putting TOT = Total Strokes Gained





2024 WM Phoenix Open Top Players



Course	Hole	1	2	3	4	5	6	7	8	9	Out	10	11	12	13	14	15	16	17	18	In	Total	
TS	TPC Scottsdale (Stadium)	4	4	5	3	4	4	3	4	4	35	4	4	3	5	4	5	3	4	4	36	71	
TS	Round 4	5	4	5	4	4	4	3	5	4	38	4	5	4	5	3	4	3	3	3	34	72	284
Min Woo Lee		E										Strokes Gained Statistics											
Course		DD1	DD2	FH	GIR	SH	SS	PT	OTT	APR	ARG	T2G	PUT	TOT									
TS	Round 1	324	283	6	15	0	0	35	0.909	0.954	-0.838	1.025	-1.131	-0.106									
TS	Round 2	316	315	10	11	2	1	29	1.192	-0.179	0.745	1.757	-1.475	0.282									
TS	Round 3	321	293	8	11	3	0	29	1.257	-3.209	-0.805	-2.757	1.634	-1.123									
TS	Round 4	317	305	4	8	3	1	27	-0.804	-3.081	0.052	-3.832	0.037	-3.795									
TS	Round 1		4	4	5	3	3	4	3	5	4	35	4	4	3	6	4	4	3	4	4	36	71
TS	Round 2		4	5	3	4	4	4	4	4	4	34	4	4	3	4	4	4	4	4	4	35	69
TS	Round 3		4	3	4	3	4	5	3	3	5	34	4	3	3	4	4	6	4	5	4	37	71
TS	Round 4		4	4	5	3	5	4	3	4	4	36	4	5	3	4	5	3	4	4	37	73	284
73 Nicolo Galletti		+2										Strokes Gained Statistics											
Course		DD1	DD2	FH	GIR	SH	SS	PT	OTT	APR	ARG	T2G	PUT	TOT									
TS	Round 1	296	233	10	13	0	0	31	0.107	1.121	-0.215	1.013	-1.119	-0.106									
TS	Round 2	280	280	13	16	2	1	30	0.605	1.434	-0.285	1.753	0.529	2.282									
TS	Round 3	281	287	11	10	3	0	31	0.424	-2.529	0.264	-1.841	-2.282	-4.123									
TS	Round 4	289	274	9	10	1	1	31	-0.039	-1.897	0.933	-1.002	-3.793	-4.795									
TS	Round 1		4	4	5	2	3	5	3	4	4	34	4	4	3	5	5	3	4	4	37	71	
TS	Round 2		3	5	5	3	4	4	3	4	4	35	3	3	2	5	4	5	2	4	4	32	67
TS	Round 3		4	4	4	4	5	4	4	4	4	37	4	4	4	4	5	3	3	5	37	74	
TS	Round 4		5	5	5	2	4	4	3	5	4	37	5	5	3	4	5	3	4	4	37	74	286
Cut Sam Ryder		-1										Strokes Gained Statistics											
Course		DD1	DD2	FH	GIR	SH	SS	PT	OTT	APR	ARG	T2G	PUT	TOT									
TS	Round 1	292	285	7	14	2	1	31	0.274	2.419	0.132	2.825	-0.931	1.894									
TS	Round 2	277	278	10	13	1	1	31	-0.651	-0.756	-0.469	-1.877	-0.841	-2.718									

Strokes Gained Legend: OTT = Off the Tee APR = Approach the Green ARG = Around the Green T2G = Tee to Green PUT = Putting TOT = Total Strokes Gained



2024 WM Phoenix Open Top Players



Course	Hole	1	2	3	4	5	6	7	8	9	Out	10	11	12	13	14	15	16	17	18	In	Total
TS TPC Scottsdale (Stadium)	Par	4	4	5	3	4	4	3	4	4	35	4	4	3	5	4	5	3	4	4	36	71

TS	Round 1	4	4	④	3	4	4	3	4	4	34	4	4	3	5	4	5	②	4	4	35	69	
TS	Round 2	4	4	④	④	⑤	4	3	4	4	36	4	4	3	5	4	⑥	④	③	③	36	72	141

Cut Will Gordon -1

Strokes Gained Statistics

Course	DD1	DD2	FH	GIR	SH	SS	PT	OTT	APR	ARG	T2G	PUT	TOT									
TS Round 1	293	293	6	17	1	0	34	0.631	2.806	-0.484	2.953	-2.059	0.894									
TS Round 2	303	306	6	13	0	0	29	-1.512	-0.644	0.041	-2.116	0.398	-1.718									
TS Round 1	4	⑤	④	3	⑤	③	3	4	4	35	4	4	3	5	4	5	②	4	4	35	70	
TS Round 2	4	4	④	④	③	4	3	4	4	34	4	4	3	④	4	⑧	②	4	4	37	71	141

Cut Stewart Cink -1

Strokes Gained Statistics

Course	DD1	DD2	FH	GIR	SH	SS	PT	OTT	APR	ARG	T2G	PUT	TOT									
TS Round 1	332	279	10	16	1	0	35	0.207	2.386	-0.871	1.722	-1.828	-0.106									
TS Round 2	290	315	8	11	2	2	28	-1.820	-1.174	0.380	-2.615	1.897	-0.718									
TS Round 1	4	4	④	3	③	4	⑤	4	4	35	4	4	3	④	4	5	3	⑤	4	36	71	
TS Round 2	4	③	5	3	⑤	③	3	4	4	34	4	⑥	②	④	4	5	3	③	⑤	36	70	141

Cut J.T. Poston -1

Strokes Gained Statistics

Course	DD1	DD2	FH	GIR	SH	SS	PT	OTT	APR	ARG	T2G	PUT	TOT									
TS Round 1	294	300	8	13	2	2	29	0.685	-1.581	0.183	-0.713	1.607	0.894									
TS Round 2	282	308	10	15	0	0	35	1.035	2.634	-0.690	2.978	-4.696	-1.718									
TS Round 1	4	⑤	⑥	3	4	③	④	4	4	37	③	4	3	④	4	5	3	③	4	33	70	
TS Round 2	⑤	4	③	④	4	4	3	⑤	4	36	4	⑤	④	④	4	④	3	③	4	35	71	141

Cut Camilo Villegas -1

Strokes Gained Statistics

Course	DD1	DD2	FH	GIR	SH	SS	PT	OTT	APR	ARG	T2G	PUT	TOT
TS Round 1	301	300	3	13	1	0	30	-1.367	-0.072	0.563	-0.876	1.770	0.894

Strokes Gained Legend: OTT = Off the Tee APR = Approach the Green ARG = Around the Green T2G = Tee to Green PUT = Putting TOT = Total Strokes Gained





2024 WM Phoenix Open Top Players



Course	Hole	1	2	3	4	5	6	7	8	9	Out	10	11	12	13	14	15	16	17	18	In	Total	
TS TPC Scottsdale (Stadium)	Par	4	4	5	3	4	4	3	4	4	35	4	4	3	5	4	5	3	4	4	36	71	
TS	Round 2	299	274	8	12	3	2	31				-0.041	-0.357	0.359	-0.040	-1.678	-1.718						
TS	Round 1	4	4	6	3	4	4	4	4	4	37	4	4	2	4	4	5	2	4	4	33	70	
TS	Round 2	4	5	5	3	5	3	2	4	5	36	4	3	3	4	5	5	4	3	4	35	71	141
Cut Cameron Champ		-1										Strokes Gained Statistics											
Course		DD1	DD2	FH	GIR	SH	SS	PT				OTT	APR	ARG	T2G	PUT	TOT						
TS	Round 1	335	316	9	15	0	0	32				0.500	0.344	-0.566	0.278	0.616	0.894						
TS	Round 2	318	276	9	12	2	1	31				0.995	-1.906	0.071	-0.841	-0.877	-1.718						
TS	Round 1	4	4	3	3	4	4	3	4	5	34	4	4	3	6	4	5	3	4	3	36	70	
TS	Round 2	4	5	5	3	4	4	3	4	4	36	5	4	3	4	4	4	3	4	4	35	71	141
Cut Ryan Moore		-1										Strokes Gained Statistics											
Course		DD1	DD2	FH	GIR	SH	SS	PT				OTT	APR	ARG	T2G	PUT	TOT						
TS	Round 1	301	262	9	15	2	0	34				0.132	1.107	-1.232	0.007	-1.113	-1.106						
TS	Round 2	255	276	9	11	4	2	27				-0.655	-2.354	1.411	-1.599	1.881	0.282						
TS	Round 1	5	4	4	3	4	3	4	4	4	35	4	4	4	4	5	3	4	5	37	72		
TS	Round 2	4	4	5	3	4	3	5	4	4	35	4	3	2	4	4	6	4	3	4	34	69	141
Cut Luke Donald		-1										Strokes Gained Statistics											
Course		DD1	DD2	FH	GIR	SH	SS	PT				OTT	APR	ARG	T2G	PUT	TOT						
TS	Round 1	320	240	7	11	1	1	27				-0.846	-1.431	1.227	-1.050	1.944	0.894						
TS	Round 2	291	260	8	12	0	0	29				-0.508	-0.734	-0.594	-1.837	0.119	-1.718						
TS	Round 1	3	4	6	3	4	4	3	4	4	35	4	4	4	3	5	5	3	4	3	35	70	
TS	Round 2	5	4	5	3	4	4	3	4	5	37	4	4	2	4	4	5	4	3	4	34	71	141
Cut Erik van Rooyen		-1										Strokes Gained Statistics											
Course		DD1	DD2	FH	GIR	SH	SS	PT				OTT	APR	ARG	T2G	PUT	TOT						

Strokes Gained Legend: OTT = Off the Tee APR = Approach the Green ARG = Around the Green T2G = Tee to Green PUT = Putting TOT = Total Strokes Gained



2024 WM Phoenix Open Top Players



Course	Hole	1	2	3	4	5	6	7	8	9	Out	10	11	12	13	14	15	16	17	18	In	Total		
TS TPC Scottsdale (Stadium)	Par	4	4	5	3	4	4	3	4	4	35	4	4	3	5	4	5	3	4	4	36	71		
TS	Round 1	355	272	8	12	1	1	30				-1.268	0.131	0.399	-0.738	-0.368	-1.106							
TS	Round 2	277	270	7	14	1	1	30				-0.135	0.876	-0.375	0.365	-0.083	0.282							
TS	Round 1		5	5	4	3	4	4	3	5	4	37	3	4	4	4	5	2	5	4	35	72		
TS	Round 2		4	4	5	3	4	4	3	4	4	35	4	3	3	4	4	3	4	5	34	69	141	
Cut Adam Svensson		-1										Strokes Gained Statistics												
Course		DD1	DD2	FH	GIR	SH	SS	PT				OTT	APR	ARG	T2G	PUT	TOT							
TS	Round 1	326	258	10	13	1	1	33				0.655	-0.366	-0.500	-0.211	0.105	-0.106							
TS	Round 2	297	298	12	14	1	0	31				1.363	-0.310	-0.716	0.336	-1.054	-0.718							
TS	Round 1		4	4	5	3	5	4	3	4	4	36	4	3	4	4	6	3	4	4	35	71		
TS	Round 2		4	4	5	3	4	4	3	4	4	35	4	4	3	5	4	5	3	3	4	35	70	141
Cut Ryo Hisatsune		-1										Strokes Gained Statistics												
Course		DD1	DD2	FH	GIR	SH	SS	PT				OTT	APR	ARG	T2G	PUT	TOT							
TS	Round 1	344	246	7	13	0	0	32				-0.579	-0.442	-0.097	-1.118	-0.988	-2.106							
TS	Round 2	297	294	11	13	2	2	29				1.000	-0.504	2.371	2.866	-1.584	1.282							
TS	Round 1		4	3	5	3	3	4	3	5	5	35	5	6	3	5	4	4	3	4	4	38	73	
TS	Round 2		4	4	5	3	4	4	2	5	3	34	4	4	3	4	4	4	4	3	4	34	68	141
Cut Luke List		-1										Strokes Gained Statistics												
Course		DD1	DD2	FH	GIR	SH	SS	PT				OTT	APR	ARG	T2G	PUT	TOT							
TS	Round 1	328	278	9	10	3	0	27				0.914	-1.354	-2.017	-2.457	1.351	-1.106							
TS	Round 2	288	292	9	14	0	0	30				0.705	-0.395	-0.597	-0.288	0.570	0.282							
TS	Round 1		4	4	5	3	4	4	2	5	7	38	4	4	3	4	4	3	3	5	34	72		
TS	Round 2		4	4	5	3	4	4	3	4	4	35	3	4	3	5	3	4	4	3	4	34	69	141

Strokes Gained Legend: OTT = Off the Tee APR = Approach the Green ARG = Around the Green T2G = Tee to Green PUT = Putting TOT = Total Strokes Gained



2024 WM Phoenix Open Top Players



Course	Hole	1	2	3	4	5	6	7	8	9	Out	10	11	12	13	14	15	16	17	18	In	Total
TS TPC Scottsdale (Stadium)	Par	4	4	5	3	4	4	3	4	4	35	4	4	3	5	4	5	3	4	4	36	71

Cut Andrew Putnam				-1		Strokes Gained Statistics																		
Course		DD1	DD2	FH	GIR	SH	SS	PT	OTT	APR	ARG	T2G	PUT	TOT										
TS	Round 1	301	243	10	11	1	0	32	-0.102	-1.503	-0.027	-1.632	-0.474	-2.106										
TS	Round 2	270	269	10	15	2	2	30	-0.673	0.824	-0.658	-0.508	1.790	1.282										
TS	Round 1	4	5	5	4	3	4	3	5	4	37	3	4	3	4	5	4	5	4	36	73			
TS	Round 2	4	4	4	3	5	3	3	4	4	34	4	5	2	5	3	4	4	3	4	4	34	68	141

Cut Aaron Rai				-1		Strokes Gained Statistics																
Course		DD1	DD2	FH	GIR	SH	SS	PT	OTT	APR	ARG	T2G	PUT	TOT								
TS	Round 1	304	253	7	14	0	0	33	-1.434	-2.682	-0.219	-4.335	-0.771	-5.106								
TS	Round 2	293	289	12	15	0	0	28	1.030	2.227	0.389	3.645	0.637	4.282								
TS	Round 1	4	4	8	2	3	4	3	4	4	36	5	4	4	4	8	3	4	4	40	76	
TS	Round 2	3	5	4	3	3	4	3	4	3	32	3	4	3	4	5	3	3	4	33	65	141

Cut Dylan Wu				-1		Strokes Gained Statistics																	
Course		DD1	DD2	FH	GIR	SH	SS	PT	OTT	APR	ARG	T2G	PUT	TOT									
TS	Round 1	283	280	5	9	1	0	32	-0.961	-1.898	-0.928	-3.787	-1.319	-5.106									
TS	Round 2	292	283	11	14	1	0	28	0.655	1.966	1.123	3.743	0.539	4.282									
TS	Round 1	5	4	4	2	4	5	3	5	5	37	4	5	4	6	4	5	3	4	4	39	76	
TS	Round 2	4	4	5	4	4	3	2	4	4	34	4	4	2	4	4	4	2	3	4	31	65	141

Cut Brandon Wu				E		Strokes Gained Statistics																	
Course		DD1	DD2	FH	GIR	SH	SS	PT	OTT	APR	ARG	T2G	PUT	TOT									
TS	Round 1	348	275	8	13	2	1	33	-2.318	1.186	-0.689	-1.821	-0.285	-2.106									
TS	Round 2	301	283	7	16	0	0	33	-0.644	1.372	-0.112	0.615	-0.333	0.282									
TS	Round 1	4	3	4	3	4	5	4	4	4	35	5	5	3	5	3	6	3	3	5	38	73	
TS	Round 2	4	5	4	3	4	4	3	4	4	35	4	4	3	4	4	4	3	4	4	34	69	142

Strokes Gained Legend: OTT = Off the Tee APR = Approach the Green ARG = Around the Green T2G = Tee to Green PUT = Putting TOT = Total Strokes Gained



2024 WM Phoenix Open Top Players



Course	Hole	1	2	3	4	5	6	7	8	9	Out	10	11	12	13	14	15	16	17	18	In	Total
TS TPC Scottsdale (Stadium)	Par	4	4	5	3	4	4	3	4	4	35	4	4	3	5	4	5	3	4	4	36	71

Cut Ben Martin

E

Strokes Gained Statistics

Course	DD1	DD2	FH	GIR	SH	SS	PT	OTT	APR	ARG	T2G	PUT	TOT									
TS Round 1	306	280	9	12	0	0	29	-0.643	1.070	1.450	1.877	0.017	1.894									
TS Round 2	291	297	8	11	3	1	31	-0.432	-0.385	-1.859	-2.677	-1.041	-3.718									
TS Round 1	4	4	③	3	5	4	3	4	4	34	4	4	3	④	4	5	3	4	4	35	69	
TS Round 2	4	5	5	3	5	4	3	③	4	36	③	4	3	6	4	5	3	5	4	37	73	142

Cut K.H. Lee

E

Strokes Gained Statistics

Course	DD1	DD2	FH	GIR	SH	SS	PT	OTT	APR	ARG	T2G	PUT	TOT									
TS Round 1	301	272	8	9	1	0	30	-0.405	-1.366	-0.861	-2.632	-0.474	-3.106									
TS Round 2	300	298	9	12	3	1	27	-0.268	0.549	-0.222	0.058	1.224	1.282									
TS Round 1	③	5	5	3	③	4	4	4	4	35	4	4	5	5	④	②	5	5	39	74		
TS Round 2	4	③	5	3	③	4	3	4	5	34	③	4	3	5	③	5	3	4	4	34	68	142

Cut Chad Ramey

E

Strokes Gained Statistics

Course	DD1	DD2	FH	GIR	SH	SS	PT	OTT	APR	ARG	T2G	PUT	TOT									
TS Round 1	280	296	6	10	4	3	28	-0.111	-2.028	-0.157	-2.296	2.190	-0.106									
TS Round 2	270	313	9	13	3	0	28	0.284	0.001	-2.505	-2.221	0.503	-1.718									
TS Round 1	4	4	5	3	4	4	3	③	4	34	4	4	3	6	4	6	3	③	4	37	71	
TS Round 2	4	4	5	②	4	4	4	5	4	36	4	4	3	5	③	④	3	③	6	35	71	142

Cut Scott Stallings

E

Strokes Gained Statistics

Course	DD1	DD2	FH	GIR	SH	SS	PT	OTT	APR	ARG	T2G	PUT	TOT								
TS Round 1	288	315	6	15	1	0	30	-2.515	1.034	2.501	1.020	-0.126	0.894								
TS Round 2	282	283	7	14	1	0	32	-0.146	-1.445	0.707	-0.885	-1.833	-2.718								
TS Round 1	4	③	5	3	4	4	3	4	5	35	③	4	4	④	4	5	3	4	4	35	70

Strokes Gained Legend: OTT = Off the Tee APR = Approach the Green ARG = Around the Green T2G = Tee to Green PUT = Putting TOT = Total Strokes Gained





2024 WM Phoenix Open Top Players



Course	Hole	1	2	3	4	5	6	7	8	9	Out	10	11	12	13	14	15	16	17	18	In	Total		
TS TPC Scottsdale (Stadium)	Par	4	4	5	3	4	4	3	4	4	35	4	4	3	5	4	5	3	4	4	36	71		
TS	Round 2	4	6	3	3	4	4	3	4	4	35	4	4	3	5	4	5	4	4	4	37	72	142	
Cut Michael Kim		E										Strokes Gained Statistics												
Course		DD1	DD2	FH	GIR	SH	SS	PT	OTT	APR	ARG	T2G	PUT	TOT										
TS	Round 1	298	295	9	14	1	0	33	1.032	0.605	-1.079	0.558	-0.664	-0.106										
TS	Round 2	227	290	7	13	2	0	31	0.210	0.251	-1.988	-1.528	-0.190	-1.718										
TS	Round 1		5	4	4	3	4	4	4	5	4	37	3	5	4	4	3	3	4	34	71			
TS	Round 2		4	3	4	3	4	4	3	5	4	34	4	6	3	4	4	4	3	4	5	37	71	142
Cut Kevin Yu		E										Strokes Gained Statistics												
Course		DD1	DD2	FH	GIR	SH	SS	PT	OTT	APR	ARG	T2G	PUT	TOT										
TS	Round 1	335	287	10	13	2	0	29	0.207	0.497	-1.212	-0.508	2.402	1.894										
TS	Round 2	308	300	9	13	1	1	33	0.667	-1.492	-1.936	-2.762	-0.956	-3.718										
TS	Round 1		3	4	4	3	4	4	3	4	4	33	4	3	4	5	4	4	2	5	5	36	69	
TS	Round 2		3	4	4	3	4	6	4	6	4	38	5	4	3	5	4	4	3	3	4	35	73	142
Cut Robert MacIntyre		E										Strokes Gained Statistics												
Course		DD1	DD2	FH	GIR	SH	SS	PT	OTT	APR	ARG	T2G	PUT	TOT										
TS	Round 1	323	280	7	12	2	1	32	0.153	-0.747	0.849	0.255	-2.361	-2.106										
TS	Round 2	292	272	10	14	0	0	31	0.983	0.595	0.031	1.608	-1.326	0.282										
TS	Round 1		4	5	4	3	3	4	4	5	5	37	4	4	3	5	3	5	4	4	4	36	73	
TS	Round 2		4	4	3	3	4	4	4	4	4	34	4	4	3	4	4	5	3	4	4	35	69	142
Cut Max Homa		E										Strokes Gained Statistics												
Course		DD1	DD2	FH	GIR	SH	SS	PT	OTT	APR	ARG	T2G	PUT	TOT										
TS	Round 1	330	277	4	13	0	0	32	-1.402	0.234	-0.407	-1.575	-0.531	-2.106										
TS	Round 2	299	281	6	12	0	0	29	-1.116	-0.293	1.351	-0.059	0.341	0.282										

Strokes Gained Legend: OTT = Off the Tee APR = Approach the Green ARG = Around the Green T2G = Tee to Green PUT = Putting TOT = Total Strokes Gained



2024 WM Phoenix Open Top Players



Course	Hole	1	2	3	4	5	6	7	8	9	Out	10	11	12	13	14	15	16	17	18	In	Total	
TS TPC Scottsdale (Stadium)	Par	4	4	5	3	4	4	3	4	4	35	4	4	3	5	4	5	3	4	4	36	71	
TS	Round 1	4	5	5	3	5	4	3	4	4	37	4	3	3	5	4	5	3	4	5	36	73	
TS	Round 2	4	4	4	3	4	4	3	4	4	34	4	4	3	5	4	4	3	4	4	35	69	142
Cut J.J. Spaun												Strokes Gained Statistics											
Course		DD1	DD2	FH	GIR	SH	SS	PT							OTT	APR	ARG	T2G	PUT	TOT			
TS	Round 1	331	245	6	9	2	0	29							-0.169	-0.837	-0.354	-1.360	-1.746	-3.106			
TS	Round 2	282	258	9	14	0	0	30							-0.925	2.940	-0.111	1.903	-0.621	1.282			
TS	Round 1		3	3	5	4	4	4	3	4	5	35	4	4	4	5	4	4	5	39	74		
TS	Round 2		3	4	4	3	4	4	2	5	3	32	4	4	3	5	4	4	4	36	68	142	
Cut Peter Malnati												Strokes Gained Statistics											
Course		DD1	DD2	FH	GIR	SH	SS	PT							OTT	APR	ARG	T2G	PUT	TOT			
TS	Round 1	305	271	4	15	1	0	34							-0.303	1.472	0.014	1.183	-1.289	-0.106			
TS	Round 2	281	341	5	9	4	2	28							-1.371	-1.034	-1.026	-3.432	0.714	-2.718			
TS	Round 1		4	4	5	3	4	3	4	4	35	4	4	4	4	5	3	4	4	36	71		
TS	Round 2		4	4	4	3	4	4	4	4	36	5	4	3	5	4	3	5	4	36	72	143	
Cut Chesson Hadley												Strokes Gained Statistics											
Course		DD1	DD2	FH	GIR	SH	SS	PT							OTT	APR	ARG	T2G	PUT	TOT			
TS	Round 1	308	275	4	14	0	0	34							-1.310	0.711	-2.156	-2.755	0.649	-2.106			
TS	Round 2	297	271	8	11	2	2	26							-1.307	-1.599	-0.734	-3.641	2.923	-0.718			
TS	Round 1		4	4	6	3	4	4	4	4	37	4	4	3	5	4	5	2	5	4	36	73	
TS	Round 2		4	4	4	3	4	4	3	4	33	4	4	3	5	3	4	3	5	6	37	70	143
Cut Troy Merritt												Strokes Gained Statistics											
Course		DD1	DD2	FH	GIR	SH	SS	PT							OTT	APR	ARG	T2G	PUT	TOT			
TS	Round 1	280	291	9	16	0	0	32							-0.012	0.744	1.111	1.843	0.051	1.894			
TS	Round 2	293	275	5	10	2	1	28							-2.429	-1.660	-2.426	-6.516	1.798	-4.718			

Strokes Gained Legend: OTT = Off the Tee APR = Approach the Green ARG = Around the Green T2G = Tee to Green PUT = Putting TOT = Total Strokes Gained



2024 WM Phoenix Open Top Players



Course	Hole	1	2	3	4	5	6	7	8	9	Out	10	11	12	13	14	15	16	17	18	In	Total
TS TPC Scottsdale (Stadium)	Par	4	4	5	3	4	4	3	4	4	35	4	4	3	5	4	5	3	4	4	36	71

TS	Round 1	4	4	5	3	③	4	②	4	⑤	34	③	4	3	⑥	4	④	3	4	4	35	69	
TS	Round 2	4	4	④	④	4	4	3	4	4	35	4	4	④	5	4	④	3	⑦	4	39	74	143

Cut Alexander Björk +1

Course	DD1	DD2	FH	GIR	SH	SS	PT	Strokes Gained Statistics														
	OTT	APR	ARG	T2G	PUT	TOT																
TS Round 1	286	263	10	12	2	1	27	-0.382	2.521	-1.416	0.723	2.171	2.894									
TS Round 2	287	285	10	12	3	0	32	-0.489	-1.801	-2.035	-4.326	-1.392	-5.718									
TS Round 1	③	4	④	②	⑤	4	3	4	③	32	⑤	4	3	5	4	5	3	③	4	36	68	
TS Round 2	4	4	5	3	4	4	⑥	⑤	4	39	4	4	3	5	4	5	3	4	4	36	75	143

Cut Nate Lashley +1

Course	DD1	DD2	FH	GIR	SH	SS	PT	Strokes Gained Statistics														
	OTT	APR	ARG	T2G	PUT	TOT																
TS Round 1	317	289	10	14	2	1	33	0.471	-1.247	-0.580	-1.356	1.250	-0.106									
TS Round 2	292	274	9	11	0	0	30	-0.084	-1.217	0.833	-0.469	-2.249	-2.718									
TS Round 1	⑤	4	④	④	4	4	3	4	4	36	4	4	3	④	③	⑥	3	4	4	35	71	
TS Round 2	4	4	5	④	4	4	3	4	4	36	4	⑤	②	④	③	5	④	4	⑤	36	72	143

Cut Victor Perez +1

Course	DD1	DD2	FH	GIR	SH	SS	PT	Strokes Gained Statistics														
	OTT	APR	ARG	T2G	PUT	TOT																
TS Round 1	329	259	11	14	0	0	36	0.145	0.401	-0.024	0.522	-3.628	-3.106									
TS Round 2	299	306	7	15	0	0	32	0.130	0.658	-0.814	-0.027	0.309	0.282									
TS Round 1	4	4	④	3	⑤	4	④	4	⑤	37	4	4	3	④	⑤	5	3	⑤	4	37	74	
TS Round 2	4	4	④	3	③	4	3	4	4	33	4	4	3	④	4	5	④	4	4	36	69	143

Cut Chris Gotterup +1

Course	DD1	DD2	FH	GIR	SH	SS	PT	Strokes Gained Statistics							
	OTT	APR	ARG	T2G	PUT	TOT									
TS Round 1	336	256	5	10	4	2	28	-0.144	-1.611	0.053	-1.702	2.596	0.894		

Strokes Gained Legend: OTT = Off the Tee APR = Approach the Green ARG = Around the Green T2G = Tee to Green PUT = Putting TOT = Total Strokes Gained



2024 WM Phoenix Open Top Players



Course	Hole	1	2	3	4	5	6	7	8	9	Out	10	11	12	13	14	15	16	17	18	In	Total		
TS TPC Scottsdale (Stadium)	Par	4	4	5	3	4	4	3	4	4	35	4	4	3	5	4	5	3	4	4	36	71		
TS	Round 2	329	326	7	13	2	2	32				0.652	-1.338	-0.682	-1.369	-2.349	-3.718							
TS	Round 1		4	4	④	②	⑤	③	3	4	4	33	4	4	3	5	4	5	④	4	4	37	70	
TS	Round 2		4	4	5	②	⑤	⑥	3	4	③	36	4	⑤	3	5	4	5	3	③	⑤	37	73	143
Cut Greyson Sigg												Strokes Gained Statistics												
Course		DD1	DD2	FH	GIR	SH	SS	PT							OTT	APR	ARG	T2G	PUT	TOT				
TS	Round 1	350	257	9	9	2	1	29							0.584	-0.731	-1.406	-1.553	-0.553	-2.106				
TS	Round 2	290	285	11	16	1	0	34							0.339	0.136	0.016	0.490	-2.208	-1.718				
TS	Round 1		4	4	④	3	4	4	④	4	⑤	36	4	4	②	5	⑤	5	④	4	4	37	73	
TS	Round 2		4	4	5	3	4	4	3	⑤	4	36	4	4	3	5	4	5	3	③	4	35	71	144
Cut Lee Hodges												Strokes Gained Statistics												
Course		DD1	DD2	FH	GIR	SH	SS	PT							OTT	APR	ARG	T2G	PUT	TOT				
TS	Round 1	289	234	7	11	1	1	28							-0.685	0.472	0.087	-0.126	0.020	-0.106				
TS	Round 2	301	294	9	13	2	2	32							-1.285	-1.301	-1.102	-3.689	-0.029	-3.718				
TS	Round 1		4	4	5	3	4	4	3	4	③	34	4	⑤	3	⑥	4	④	3	4	4	37	71	
TS	Round 2		⑤	4	⑥	④	③	③	3	4	4	36	4	⑤	3	④	4	5	④	4	4	37	73	144
Cut Austin Eckroat												Strokes Gained Statistics												
Course		DD1	DD2	FH	GIR	SH	SS	PT							OTT	APR	ARG	T2G	PUT	TOT				
TS	Round 1	303	276	9	11	5	4	31							0.495	-0.707	0.864	0.652	-0.758	-0.106				
TS	Round 2	293	274	11	10	0	0	31							0.141	-1.949	0.170	-1.639	-2.079	-3.718				
TS	Round 1		4	4	④	④	4	4	3	4	⑤	36	4	⑤	3	5	4	④	②	4	4	35	71	
TS	Round 2		4	⑤	⑥	3	4	4	3	4	4	37	4	4	3	5	⑤	5	3	③	4	36	73	144
Cut Ben Kohles												Strokes Gained Statistics												
Course		DD1	DD2	FH	GIR	SH	SS	PT							OTT	APR	ARG	T2G	PUT	TOT				

Strokes Gained Legend: OTT = Off the Tee APR = Approach the Green ARG = Around the Green T2G = Tee to Green PUT = Putting TOT = Total Strokes Gained





2024 WM Phoenix Open Top Players



Course	Hole	1	2	3	4	5	6	7	8	9	Out	10	11	12	13	14	15	16	17	18	In	Total		
TS TPC Scottsdale (Stadium)	Par	4	4	5	3	4	4	3	4	4	35	4	4	3	5	4	5	3	4	4	36	71		
TS	Round 1	288	241	6	10	4	2	31				-1.930	-0.782	-0.507	-3.219	-0.887	-4.106							
TS	Round 2	274	281	9	12	1	1	29				0.453	-2.212	-0.902	-2.662	2.944	0.282							
TS	Round 1		5	5	4	3	4	4	3	4	5	37	5	4	3	5	5	3	4	4	38	75		
TS	Round 2		4	4	6	2	4	4	3	5	4	36	3	3	3	4	5	4	3	3	5	33	69	144
Cut Chez Reavie		+3										Strokes Gained Statistics												
Course		DD1	DD2	FH	GIR	SH	SS	PT				OTT	APR	ARG	T2G	PUT	TOT							
TS	Round 1	282	239	8	14	1	1	33				-1.608	3.585	0.249	2.226	-3.332	-1.106							
TS	Round 2	275	270	7	12	1	1	30				-1.848	-0.753	0.508	-2.094	-1.624	-3.718							
TS	Round 1		4	4	5	3	4	4	4	4	36	4	4	3	5	5	4	3	4	4	36	72		
TS	Round 2		5	3	6	3	4	4	3	4	37	3	5	3	4	4	3	5	4	4	36	73	145	
Cut Callum Tarren		+3										Strokes Gained Statistics												
Course		DD1	DD2	FH	GIR	SH	SS	PT				OTT	APR	ARG	T2G	PUT	TOT							
TS	Round 1	337	268	3	7	2	1	32				-2.488	-0.543	-0.086	-3.117	-1.989	-5.106							
TS	Round 2	311	289	8	9	1	1	26				0.150	-1.102	1.552	0.599	-0.317	0.282							
TS	Round 1		4	5	4	2	4	5	4	5	37	5	5	3	5	4	5	4	3	5	39	76		
TS	Round 2		4	3	4	3	4	4	3	4	33	4	6	2	3	4	6	3	4	4	36	69	145	
Cut Vincent Norrman		+3										Strokes Gained Statistics												
Course		DD1	DD2	FH	GIR	SH	SS	PT				OTT	APR	ARG	T2G	PUT	TOT							
TS	Round 1	356	278	6	15	0	0	37				0.324	-0.343	-1.345	-1.364	-2.742	-4.106							
TS	Round 2	275	284	9	15	1	1	32				1.002	1.366	0.401	2.768	-3.486	-0.718							
TS	Round 1		4	4	5	3	5	4	4	4	36	5	3	4	5	5	3	4	5	39	75			
TS	Round 2		5	4	4	3	4	4	3	4	35	4	4	4	4	4	5	3	3	4	35	70	145	

Strokes Gained Legend: OTT = Off the Tee APR = Approach the Green ARG = Around the Green T2G = Tee to Green PUT = Putting TOT = Total Strokes Gained



2024 WM Phoenix Open Top Players



Course	Hole	1	2	3	4	5	6	7	8	9	Out	10	11	12	13	14	15	16	17	18	In	Total				
TS TPC Scottsdale (Stadium)	Par	4	4	5	3	4	4	3	4	4	35	4	4	3	5	4	5	3	4	4	36	71				
<hr/>																										
Cut Nico Echavarria		+3																								
Course		DD1	DD2	FH	GIR	SH	SS	PT	Strokes Gained Statistics																	
									OTT	APR	ARG	T2G	PUT	TOT												
TS	Round 1	333	238	10	9	2	2	30	0.765	-2.570	-2.112	-3.917	-1.189	-5.106												
TS	Round 2	307	273	7	13	1	1	28	0.172	0.106	-0.647	-0.370	0.652	0.282												
TS	Round 1		4	4	6	3	4	4	3	4	5	37	3	5	4	4	6	5	4	4	4	39	76			
TS	Round 2		3	4	4	3	4	4	3	4	4	33	3	6	3	4	6	3	3	4	3	36	69			
																							145			
<hr/>																										
Cut Lanto Griffin		+3																								
Course		DD1	DD2	FH	GIR	SH	SS	PT	Strokes Gained Statistics																	
									OTT	APR	ARG	T2G	PUT	TOT												
TS	Round 1	358	259	8	9	3	1	33	0.421	-3.400	0.073	-2.906	-2.200	-5.106												
TS	Round 2	301	287	8	12	0	0	29	-0.053	0.411	-0.629	-0.272	0.554	0.282												
TS	Round 1		4	5	5	3	5	5	3	4	4	38	5	4	3	5	4	5	2	5	5	38	76			
TS	Round 2		5	4	5	3	4	3	4	4	35	5	3	2	3	4	5	3	5	4	3	34	69			
																							145			
<hr/>																										
Cut Ben Taylor		+3																								
Course		DD1	DD2	FH	GIR	SH	SS	PT	Strokes Gained Statistics																	
									OTT	APR	ARG	T2G	PUT	TOT												
TS	Round 1	360	257	5	14	2	1	33	-0.653	1.072	-0.331	0.088	-1.194	-1.106												
TS	Round 2	297	266	7	11	3	2	32	-1.355	-0.227	0.494	-1.089	-2.629	-3.718												
TS	Round 1		4	5	4	3	4	4	3	4	4	35	4	4	3	5	5	4	4	3	3	37	72			
TS	Round 2		5	4	5	3	4	4	3	4	4	36	4	3	3	4	5	4	5	4	5	37	73			
																							145			
<hr/>																										
Cut Patton Kizzire		+3																								
Course		DD1	DD2	FH	GIR	SH	SS	PT	Strokes Gained Statistics																	
									OTT	APR	ARG	T2G	PUT	TOT												
TS	Round 1	314	263	8	11	1	0	31	0.323	-2.733	-2.491	-4.901	-0.205	-5.106												
TS	Round 2	320	288	8	11	2	2	28	0.175	-1.476	-0.679	-1.981	2.263	0.282												
TS	Round 1		4	4	4	3	4	4	3	5	5	36	4	4	7	4	6	3	4	4	3	4	4	40	76	
TS	Round 2		4	4	4	3	4	5	3	4	3	34	3	4	3	5	5	4	3	4	4	3	4	4	35	69
																								145		

Strokes Gained Legend: OTT = Off the Tee APR = Approach the Green ARG = Around the Green T2G = Tee to Green PUT = Putting TOT = Total Strokes Gained



2024 WM Phoenix Open
Top Players



Course	Hole	1	2	3	4	5	6	7	8	9	Out	10	11	12	13	14	15	16	17	18	In	Total
TS TPC Scottsdale (Stadium)	Par	4	4	5	3	4	4	3	4	4	35	4	4	3	5	4	5	3	4	4	36	71

Cut J.B. Holmes +4

Course	DD1	DD2	FH	GIR	SH	SS	PT	OTT	APR	ARG	T2G	PUT	TOT			
TS Round 1	301	274	6	10	1	1	31	-1.217	-0.991	-1.367	-3.575	-1.531	-5.106			
TS Round 2	269	297	10	16	0	0	33	0.717	0.139	0.130	0.985	-1.703	-0.718			
TS Round 1	4	4	6	4	3	4	4	4	5	4	7	3	5	4	40	76
TS Round 2	3	5	5	3	5	4	3	4	4	5	4	4	4	34	70	146

Strokes Gained Statistics

Cut Kevin Stadler +4

Course	DD1	DD2	FH	GIR	SH	SS	PT	OTT	APR	ARG	T2G	PUT	TOT					
TS Round 1	283	278	9	13	1	1	32	0.281	0.388	0.653	1.322	-2.428	-1.106					
TS Round 2	255	257	9	12	2	1	32	-0.352	-0.993	-1.100	-2.446	-2.272	-4.718					
TS Round 1	5	4	5	3	4	4	3	4	3	6	4	5	3	3	5	37	72	
TS Round 2	3	4	5	3	4	4	3	5	5	6	4	4	3	4	4	38	74	146

Strokes Gained Statistics

Cut David Lipsky +4

Course	DD1	DD2	FH	GIR	SH	SS	PT	OTT	APR	ARG	T2G	PUT	TOT				
TS Round 1	332	237	8	12	1	0	33	-0.512	0.782	-1.013	-0.743	-1.363	-2.106				
TS Round 2	293	277	10	15	1	0	35	-0.042	0.577	-0.559	-0.025	-3.693	-3.718				
TS Round 1	4	5	5	3	4	3	3	4	3	5	5	3	4	3	36	73	
TS Round 2	4	4	5	2	5	4	3	4	3	4	5	4	4	4	36	73	146

Strokes Gained Statistics

Cut Matti Schmid +4

Course	DD1	DD2	FH	GIR	SH	SS	PT	OTT	APR	ARG	T2G	PUT	TOT		
TS Round 1	347	272	5	11	1	0	32	-2.869	0.314	-1.653	-4.208	0.102	-4.106		
TS Round 2	302	272	8	10	0	0	28	0.470	-0.959	-1.139	-1.629	-0.089	-1.718		
TS Round 1	3	6	5	3	4	4	3	5	4	6	3	4	4	38	75

Strokes Gained Statistics

Strokes Gained Legend: OTT = Off the Tee APR = Approach the Green ARG = Around the Green T2G = Tee to Green PUT = Putting TOT = Total Strokes Gained





2024 WM Phoenix Open Top Players



Course	Hole	1	2	3	4	5	6	7	8	9	Out	10	11	12	13	14	15	16	17	18	In	Total	
TS TPC Scottsdale (Stadium)	Par	4	4	5	3	4	4	3	4	4	35	4	4	3	5	4	5	3	4	4	36	71	
TS	Round 2	③	4	5	3	5	③	3	4	4	34	5	4	3	5	5	③	4	4	4	37	71	146
Cut Joseph Bramlett												Strokes Gained Statistics											
Course		DD1	DD2	FH	GIR	SH	SS	PT							OTT	APR	ARG	T2G	PUT	TOT			
TS	Round 1	345	277	5	10	4	2	28							-0.909	-3.789	-0.163	-4.861	2.755	-2.106			
TS	Round 2	314	282	10	13	2	1	34							0.487	1.652	-2.132	0.006	-3.724	-3.718			
TS	Round 1	4	4	④	3	6	③	3	5	4	36	4	4	4	5	5	④	3	4	4	37	73	
TS	Round 2	4	4	④	3	6	5	3	4	5	38	4	5	3	6	③	④	3	4	③	35	73	146
Cut Akshay Bhatia												Strokes Gained Statistics											
Course		DD1	DD2	FH	GIR	SH	SS	PT							OTT	APR	ARG	T2G	PUT	TOT			
TS	Round 1	326	276	11	11	3	2	33							1.275	-3.265	-0.526	-2.516	-1.590	-4.106			
TS	Round 2	262	268	9	11	2	1	30							0.154	-1.862	0.902	-0.807	-0.911	-1.718			
TS	Round 1	4	③	④	3	4	4	3	4	5	34	5	4	4	5	5	6	3	5	4	41	75	
TS	Round 2	4	4	5	3	4	5	3	4	4	36	4	4	3	6	③	5	3	③	4	35	71	146
Cut Grayson Murray												Strokes Gained Statistics											
Course		DD1	DD2	FH	GIR	SH	SS	PT							OTT	APR	ARG	T2G	PUT	TOT			
TS	Round 1	307	264	8	9	2	0	27							-1.405	-2.104	2.389	-1.120	0.014	-1.106			
TS	Round 2	293	289	9	11	1	1	33							-0.402	0.289	1.050	0.936	-5.654	-4.718			
TS	Round 1	4	6	5	②	4	③	3	5	5	37	4	4	4	④	4	④	3	4	4	35	72	
TS	Round 2	4	5	5	3	4	4	3	5	③	36	4	4	3	5	4	④	3	5	6	38	74	146
Cut Matt Kuchar												Strokes Gained Statistics											
Course		DD1	DD2	FH	GIR	SH	SS	PT							OTT	APR	ARG	T2G	PUT	TOT			
TS	Round 1	321	236	11	8	3	1	30							-0.519	-3.764	1.119	-3.164	-0.942	-4.106			
TS	Round 2	304	262	7	13	1	1	32							-1.474	-0.001	0.798	-0.678	-1.040	-1.718			

Strokes Gained Legend: OTT = Off the Tee APR = Approach the Green ARG = Around the Green T2G = Tee to Green PUT = Putting TOT = Total Strokes Gained





2024 WM Phoenix Open Top Players



Course	Hole	1	2	3	4	5	6	7	8	9	Out	10	11	12	13	14	15	16	17	18	In	Total	
TS TPC Scottsdale (Stadium)	Par	4	4	5	3	4	4	3	4	4	35	4	4	3	5	4	5	3	4	4	36	71	
TS	Round 1	5	4	4	3	4	5	4	4	4	37	4	4	3	5	5	5	3	4	5	38	75	
TS	Round 2	4	4	5	3	4	3	3	5	4	35	4	4	3	5	3	5	3	3	6	36	71	146
Cut Gary Woodland		+4										Strokes Gained Statistics											
Course		DD1	DD2	FH	GIR	SH	SS	PT	OTT	APR	ARG	T2G	PUT	TOT									
TS	Round 1	355	276	3	9	2	2	34	-4.418	-1.441	-1.544	-7.403	-0.703	-8.106									
TS	Round 2	321	304	9	14	0	0	27	-0.491	-0.326	0.223	-0.595	2.877	2.282									
TS	Round 1	4	8	6	2	4	5	4	4	4	41	3	5	3	4	5	6	3	4	5	38	79	
TS	Round 2	3	5	5	3	4	3	4	4	4	34	3	4	3	3	4	5	3	4	4	33	67	146
Cut Adam Hadwin		+4										Strokes Gained Statistics											
Course		DD1	DD2	FH	GIR	SH	SS	PT	OTT	APR	ARG	T2G	PUT	TOT									
TS	Round 1	302	262	10	10	6	1	31	0.133	-1.501	-1.500	-2.868	-1.238	-4.106									
TS	Round 2	300	285	10	11	3	2	28	-0.150	-1.107	-0.223	-1.481	-0.237	-1.718									
TS	Round 1	5	5	5	4	5	4	3	4	5	40	4	5	3	5	3	5	2	4	4	35	75	
TS	Round 2	4	5	4	3	4	4	3	4	4	35	4	4	3	6	4	5	2	4	4	36	71	146
Cut C.T. Pan		+4										Strokes Gained Statistics											
Course		DD1	DD2	FH	GIR	SH	SS	PT	OTT	APR	ARG	T2G	PUT	TOT									
TS	Round 1	304	260	6	14	0	0	34	-1.314	0.350	-0.868	-1.832	-0.274	-2.106									
TS	Round 2	297	272	7	11	1	0	31	-1.032	-1.641	-0.050	-2.724	-0.994	-3.718									
TS	Round 1	4	5	5	3	4	4	3	4	3	35	4	4	4	5	5	5	3	4	4	38	73	
TS	Round 2	4	4	5	3	5	4	3	5	4	37	4	4	3	5	4	5	3	4	4	36	73	146
Cut Rickie Fowler		+6										Strokes Gained Statistics											
Course		DD1	DD2	FH	GIR	SH	SS	PT	OTT	APR	ARG	T2G	PUT	TOT									
TS	Round 1	333	296	6	11	2	1	31	-0.882	-1.000	0.091	-1.791	-0.315	-2.106									
TS	Round 2	300	282	7	9	3	2	29	-2.739	-2.803	0.606	-4.937	-0.781	-5.718									

Strokes Gained Legend: OTT = Off the Tee APR = Approach the Green ARG = Around the Green T2G = Tee to Green PUT = Putting TOT = Total Strokes Gained



2024 WM Phoenix Open Top Players



Course	Hole	1	2	3	4	5	6	7	8	9	Out	10	11	12	13	14	15	16	17	18	In	Total
TS TPC Scottsdale (Stadium)	Par	4	4	5	3	4	4	3	4	4	35	4	4	3	5	4	5	3	4	4	36	71
TS	Round 1	4	4	6	3	4	4	4	4	4	37	4	4	4	4	5	4	3	4	4	36	73
TS	Round 2	4	4	4	3	5	5	3	4	4	36	4	4	5	4	4	7	2	5	4	39	75
Cut Vince Whaley		+8										Strokes Gained Statistics										
Course		DD1	DD2	FH	GIR	SH	SS	PT				OTT	APR	ARG	T2G	PUT	TOT					
TS	Round 1	313	281	3	15	1	0	35				-0.990	3.326	-0.512	1.824	-3.930	-2.106					
TS	Round 2	303	282	6	11	3	1	34				-1.868	-2.424	-0.516	-4.809	-2.909	-7.718					
TS	Round 1		3	5	3	4	4	4	4	5	37	3	4	3	5	4	5	3	4	5	36	73
TS	Round 2		4	4	3	5	4	3	5	4	37	5	5	4	5	6	4	3	4	4	40	77
Cut Brandt Snedeker		+9										Strokes Gained Statistics										
Course		DD1	DD2	FH	GIR	SH	SS	PT				OTT	APR	ARG	T2G	PUT	TOT					
TS	Round 1	287	256	3	11	1	0	29				-2.235	0.334	-0.909	-2.810	-0.296	-3.106					
TS	Round 2	272	278	11	11	1	0	33				0.078	-4.544	-1.587	-6.054	-1.664	-7.718					
TS	Round 1		3	4	3	6	4	3	5	3	36	6	4	4	5	5	5	3	3	3	38	74
TS	Round 2		5	5	4	4	4	2	4	4	37	4	4	3	5	7	5	3	4	5	40	77
Cut Ryan Brehm		+9										Strokes Gained Statistics										
Course		DD1	DD2	FH	GIR	SH	SS	PT				OTT	APR	ARG	T2G	PUT	TOT					
TS	Round 1	297	253	3	7	2	2	30				-2.985	-2.608	-0.834	-6.427	0.321	-6.106					
TS	Round 2	302	291	5	9	1	0	30				-1.685	-1.243	-0.084	-3.013	-1.705	-4.718					
TS	Round 1		4	5	2	4	4	3	5	4	36	4	5	4	6	4	6	4	5	3	41	77
TS	Round 2		4	5	3	4	4	3	4	4	36	4	4	3	3	5	7	3	5	4	38	74
WD Carl Yuan		+6										Strokes Gained Statistics										
Course		DD1	DD2	FH	GIR	SH	SS	PT				OTT	APR	ARG	T2G	PUT	TOT					
TS	Round 1	364	267	7	8	1	1	31				-0.738	-2.371	0.130	-2.979	-3.127	-6.106					

Strokes Gained Legend: OTT = Off the Tee APR = Approach the Green ARG = Around the Green T2G = Tee to Green PUT = Putting TOT = Total Strokes Gained



2024 WM Phoenix Open Top Players



Course	Hole	1	2	3	4	5	6	7	8	9	Out	10	11	12	13	14	15	16	17	18	In	Total	
TS TPC Scottsdale (Stadium)	Par	4	4	5	3	4	4	3	4	4	35	4	4	3	5	4	5	3	4	4	36	71	
TS	Round 1	4	5	4	3	6	5	4	6	5	42	4	4	3	4	4	5	3	4	4	35	77	77

Strokes Gained Legend: OTT = Off the Tee APR = Approach the Green ARG = Around the Green T2G = Tee to Green PUT = Putting TOT = Total Strokes Gained



2025 WM PHOENIX OPEN MEDIA GUIDE

**SECTION 5:
TOP-10 FINISHES BY PLAYER SINCE 1987**



TOP-10 FINISHES BY PLAYER 1987-2024
(When the Phoenix Open Moved to the TPC Scottsdale)

Player	Top 10s	Years (Finishes)
John Adams	1	1995 (T7)
Fulton Allem	1	1997 (T7)
Michael Allen	1	1993 (T3)
Robert Allenby	2	2010 (T8), 2000 (T2)
Byeong Hun An	2	2020 (T9), 2017 (6)
Billy Andrade	1	1998 (T6)
Stuart Appleby	1	2008 (T4)
Tommy Armour III	2	1998 (T2), 1990 (1)
Woody Austin	1	1996 (T6)
Paul Azinger	3	1990 (T8), 1989 (T3), 1987 (1)
Aaron Baddeley	1	2007 (1)
Dave Barr	1	1990 (T10)
Chip Beck	2	1989 (2), 1988 (T9)
Daniel Berger	3	2020 (T9), 2017 (T7), 2015 (T10)
Jay Don Blake	1	1991 (T5)
Billy Ray Brown	1	1990 (T3)
Ken Brown	1	1988 (T5)
Bart Bryant	1	2007 (4)
Sam Burns	2	2024 (T3), 2023(T6)
Clark Burroughs	1	1990 (T10)
Jonathan Byrd	1	2006 (T7)
Curt Byrum	1	1996 (T6)
Mark Calcavecchia	9	2005 (T9), 2001 (1), 2000 (T7), 1997 (T4), 1996 (T4), 1995 (T7), 1992 (1), 1989 (1), 1987 (T3)
Patrick Cantlay	1	2022 (2)
Alex Cejka	1	2003 (T7)
Jim Carter	2	1989 (1), 1987 (T3)
T.C. Chen	1	1988 (T9)

Stewart Cink	3	2001 (T9), 2000 (T10), 1999 (T10)
Bobby Clampett	1	1987 (T6)
Wyndham Clark	1	2023 (T10)
Keith Clearwater	1	1993 (T37)
Chris Couch	2	2011 (T8), 2010 (T4)
Fred Couples	2	1990 (T3), 1988 (2)
Ben Crane	2	2012 (2), 2008 (T4)
Ben Crenshaw	1	1995 (3), 1979 (1)
Jason Day	1	2023 (5)
John Daly	2	2002 (T4), 2001 (T9)
Glen Day	1	1998 (T6)
Brendon de Jonge	1	2013 (T6)
Bryson DeChambeau	1	2018 (T5)
Graham DeLaet	3	2017 (T9), 2015 (T7), 2014 (T2)
Jay Delsing	2	1992 (T4), 1990 (T8)
Chris DiMarco	3	2004 (2), 2002 (1), 2001 (T5)
Jason Dufner	2	2012 (T8), 2011 (2)
Joe Durant	1	2003 (T7)
Steve Elkington	2	2008 (T4), 1989 (T7)
Harris English	2	2016, (3), 2014 (9)
Bob Estes	1	1994 (2)
Matt Every	2	2013 (T9), 2010 (T8)
Rick Fehr	2	1997 (T4), 1994 (T6)
Tony Finau	1	2020 (2),
Matt Fitzpatrick	1	2022 (T10)
Ed Fiori	1	1992 (T7)
Steve Flesch	3	2005 (T4), 2004 (T3), 2000 (T7)
Dan Forsman	1	1997 (T6)
Rickie Fowler	5	2023 (T10), 2019 (1), 2017 (T4), 2016 (2), 2010 (2)
Harrison Frazar	2	2003 (T3), 1999 (T6)
David Frost	1	1988 (3)
Edward Fryatt	1	2000 (T7)
Fred Funk	2	2001 (T9), 1994 (T8)
Jim Furyk	1	1999 (T6)
Tommy Gainey	1	2011 (T8)
Sergio Garcia	1	2004 (T9)
Robert Gamez	1	2003 (T3)
Brian Gay	2	2018 (T9), 2009 (T6)
Brent Geiberger	2	2002 (T8), 1998 (T2)
Bill Glasson	3	1999(5), 1994(1), 1989 (T3)
Brandon Grace	2	2020 (T9), 2019(2)
Ken Green	1	1988 (T5)

Mathew Goggin	1	2010 (T4)
Retief Goosen	2	2004 (T9), 2003 (T3)
Bill Haas	2	2013 (T6), 2008 (T9)
Chesson Hadley	1	2018 (T5)
Adam Hadwin	1	2023 (T10)
James Hahn	1	2021(10)
Gary Hallberg	1	1992 (T7)
Dudley Hart	2	1999 (T10)
Tyrrell Hatton	1	2023 (T6)
Padraig Harrington	1	2013 (T9)
J.P. Hayes	1	1999 (T10)
J.J. Henry	1	2006 (T2)
Tim Herron	1	2005 (T4)
Scott Hoch	2	1994 (T8), 1989 (T3)
Max Homa	1	2020 (6)
Charley Hoffman	2	2024 (2), 2009 (2)
J.B. Holmes	4	2016 (T6), 2011 (T5), 2008 (1), 2006 (1)
Billy Horschel	2	2022 (T6), 2020 (T9)
Charles Howell III	2	2014 (T6), 2010 (T4)
Mark Hubbard	1	2020 (T9)
John Huh	1	2016 (T6)
Mike Hulbert	2	1997 (T7), 1991 (T5)
John Huston	4	2002 (T8), 1998 (T8), 1992 (T4), 2003 (2)
Sungjae Im	2	2023 (T6), 2019(T7)
Hale Irwin	1	1995 (T7)
Fredrik Jacobson	2	2015 (T7), 2004 (T9)
Lee Janzen	3	2002 (T4), 1999 (T10), 1993 (1)
Brandt Jobe	1	2002 (T4)
Per-Ulrik Johansson	1	2002 (7)
Zach Johnson	1	2015 (T10)
Steve Jones	3	1997 (1), 1996 (T10), 1995 (T4)
Jonathan Kaye	1	2004 (1)
Kurt Kitayama	1	2024 (T8)
Patton Kizzire	1	2022 (T10)
Russell Knox	1	2019(T10)
Brooks Koepka	3	2022 (T3), 2021 (1), 2015 (1)
Cliff Kresge	1	2009 (T10)
Matt Kuchar	4	2019(T4), 2018 (T5), 2017 (T9), 2009 (T6)
Martin Laird	4	2018 (T9), 2017 (T7), 2015 (T5), 2011 (T3)

Nate Lashley	1	2020 (T3)
Danny Lee	1	2016 (4)
Kyoung-Hoon Lee	1	2021(T2)
Tom Lehman	5	2001 (T7), 2000 (1), 1997 (T7), 1994 (T6), 1993 (T9)
Justin Leonard	4	2006 (T7), 2004 (T9), 1999 (2), 1996 (2)
Spencer Levin	1	2012 (3)
Frank Lickliter	2	2000 (T10), 1998 (T8)
Bruce Lietzke	3	1995 (T4), 1992 (T7), 1991 (T5)
Bob Lohr	2	1992 (T7), 1988 (T5)
Adam Long	1	2020 (8)
Davis Love III	1	1988 (4)
Steve Lowery	3	2006 (T2), 2001 (3), 1995 (T7)
Shane Lowry	1	2016 (T6)
Sandy Lyle	3	1996 (T10), 1990 (T10), 1988 (1)
Andrew Magee	2	1993 (2), 1991 (T5)
Jeff Maggert	3	2009 (T10), 2002 (T8), 1994 (T3)
Hunter Mahan	3	2014 (T4), 2005 (T9), 2010 (1)
Hideki Matsuyama	5	2022 (T8), 2017 (1), 2016 (1), 2015 (T2), 2014 (T4)
Billy Mayfair	4	2000 (T10), 1995 (2), 1990 (T5), 2007 (5)
Blaine McCallister	2	1996 (T10), 1994 (T3)
Scott McCarron	3	2005 (T2), 1998 (T6), 1997 (T7)
Mark McCumber	1	1989 (6)
Maverick McNealy	1	2024 (T6)
Rocco Mediate	6	2001 (2), 2000 (T2), 1999 (1), 1996 (T6), 1992 (3), 1991 (T9)
Phil Mickelson	11	2018 (T5), 2013 (1), 2008 (2), 2006 (T7), 2005 (1), 2004 (T7), 2003 (T9), 2000 (T10), 1997 (T7), 1996 (1), 1994 (T8)
Keith Mitchell	1	2022 (T10)
Larry Mize	1	1989 (T7)
Bryce Molder	2	2016 (T6), 2010 (T8)
Ryan Moore	3	2014 (T6), 2013 (4), 2009 (T6)
Gil Morgan	3	1993 (T9), 1991 (T2), 1988 (T5)
Kevin Na	4	2012 (T5), 2009 (3), 2008 (T4), 2005 (T2)
Matthew NeSmith	1	2021(T7)
James Nitties	1	2009 (T4)
Alex Noren	1	2022 (T6)
Andy North	1	1987 (T9)

Andrew Novak	1	2024 (T8)
Arron Oberholser	1	2006 (T10)
Joe Ogilvie	1	2010 (T8)
Mark O'Meara	2	1992 (T4), 1987 (T6)
Louis Oosthuizen	1	2017 (3)
Carlos Ortiz	1	2021(T4)
Joe Ozaka	1	1995 (T7)
Rod Pampling	1	2002 (T8)
Jesper Parnevik	2	1998 (1), 1997 (2)
Steve Pate	2	1998 (T2), 1994 (T8)
Ryan Palmer	3	2015 (T2), 2013 (5), 2006 (T2)
Corey Pavin	1	1987 (T6)
Calvin Peete	1	1987 (T9), 1985 (1)
Kenny Perry	6	2009 (1), 2005 (7), 2002 (T2), 1999 (T6), 1997 (T4), 1996 (T10)
Tim Petrovic	1	2003 (T3)
Scott Piercy	4	2020 (T6), 2013 (3), 2009 (T6), 2010 (T8)
Don Pooley	1	1987 (T9)
Nick Price	2	1997 (3), 1992 (T7)
Andrew Putnam	1	2021(T7)
Jeff Quinney	1	2007 (3)
Jon Rahm	5	2023 (3), 2022 (T10), 2020 (T9), 2019 (T10), 2015 (T5, Am)
Chez Reavie	2	2019 (T4), 2018 (2)
John Rollins	2	2012 (T8), 2007 (2)
Rory Sabbatini	1	2002 (T8)
Gene Sauers	2	1991 (T9), 1987 (T9)
Tom Scherrer	1	1996 (3)
Ollie Schniederjans	1	2018 (T3)
Xander Schauffele	4	2023 (T10), 2022 (T3), 2021(T2), 2019(T10)
Scottie Scheffler	4	2024 (T3), 2023 (1), 2022 (1), 2021(T7)
Ted Schulz	1	1989 (T7)
Adam Scott	1	2024 (T8)
Webb Simpson	5	2020 (1), 2017 (2), 2014 (10), 2012 (T8), 2011 (T8)
Scott Simpson	1	1996 (T6)
Vijay Singh	5	2004 (T3), 2003 (1), 2002 (T8), 1995(1), 2007 (7), 2011 (T3)
Heath Slocum	1	2007 (6)
Brandt Snedeker	4	2015 (T10), 2013 (2), 2011 (T8),

		2008 (T9)
J.J. Spaun	1	2017 (T4)
Jordan Spieth	5	2024 (T6), 2023 (T6), 2021(T4), 2017(T9), 2015(T7)
Mike Springer	2	1994 (T3), 1993 (T3)
Kevin Stadler	1	2014 (1)
Paul Stankowski	1	2000 (T10)
Kyle Stanley	1	2012 (1)
Brendan Steele	4	2018 (T3), 2014 (T6), 2013 (T6), 2012 (T5)
Payne Stewart	2	1995 (T4), 1987 (T9)
Brian Stuard	1	2015 (T10)
Curtis Strange	2	1994 (T8), 1991 (T2)
Robert Streb	1	2015 (T10)
Steve Stricker	2	2021(T4), 2001(T7)
Chris Stroud	1	2019(T7)
Kevin Sutherland	4	2008 (T4), 2004 (T9), 2002 (T8), 2000 (T10)
Hal Sutton	4	2000 (T4), 1999 (T4), 1987 (2), 1986 (1)
Hudson Swafford	1	2020 (T9)
Nick Taylor	2	2024 (1), 2023 (2)
Vaughn Taylor	1	2010 (7)
Brian Tennyson	1	1990 (T5)
Sahith Theegala	2	2024 (5), 2022 (T3)
Justin Thomas	4	2023 (4), 2022 (T8), 2020 (T3), 2019(3)
Jim Thorpe	1	1990 (2)
David Toms	4	2009 (T4), 2005 (T4), 2001 (T9), 2007 (T8)
Tommy Tolles	1	1997 (T7)
DJ Trahan	1	2012 (4)
Kirk Triplett	2	2000 (T4), 1993 (T3)
Bob Tway	3	1991 (T9), 1990 (T5), 1987 (T3)
Harold Varner III	1	2019(T10)
Jhonattan Vegas	1	2019(T10)
Bo Van Pelt	1	2012 (T8)
Scott Verplank	3	2006 (T2), 2004 (T7), 2001 (4)
Camilo Villegas	2	2010 (T8), 2006 (T2)
Duffy Waldorf	4	2004 (T5), 2002 (6), 2000 (T10), 1992 (2)
Charles Warren	2	2008 (3), 2005 (8)
Nick Watney	1	2011 (T5)

Bubba Watson	6	2020 (T3), 2019(T4), 2015 (T2), 2014 (T2), 2012 (T5), 2007 (T8)
Tom Watson	2	1998 (T2), 1991 (T2)
Boo Weekley	2	2016 (5), 2008 (T9)
Mike Weir	3	2004 (T5), 2003 (T9), 2000 (T10)
Kevin Wentworth	1	1999 (T6)
Mark Wiebe	1	1993 (T7)
Will Wilcox	1	2016 (T6)
Dean Wilson	2	2007 (T8), 2006 (T7)
John Wilson	1	1996 (T4)
Mark Wilson	1	2011 (1), 2008 (T9)
Gary Woodland	3	2019(T7), 2018 (1), 2011 (T5)
Tiger Woods	2	2001 (T5), 1999 (T3)
Robert Wrenn	1	1993 (T3)
Y.E. Yang	2	2011 (T8), 2010 (3)
Kaname Yokoo	1	2002 (T2)
Cameron Young	1	2024(T8)
Fuzzy Zoeller	1	1987 (T3)



2025 WM PHOENIX OPEN MEDIA GUIDE

**SECTION 6:
PAST EXEMPTIONS & MONDAY QUALIFIERS**



Year	Sponsor Exemptions	Monday Qualifiers
2024	Kevin Stadler Luke Donald Chris Gotterup Adrien Dumont de Chassart Kevin Chappell	Jim Knous Nicolo Galletti Patton Kizzire
2023	Charley Hoffman J.B. Holmes Taylor Montgomery Davis Thompson Rickey Barnes	Brett White Andre Metzger Dalton Ward
2022	Preston Summerhays Jason Dufner Sahith Theegala Patrick Rodgers Austin Eckroat	Ben Silverman Etiene Papineau Jeffrey Kang
2021	Padraig Harrington Will Zalatoris Davis Riley Kyle Stanley John Augenstein	Mark Anguiano – 64 Vincent Whaley – 64 Nick Hardy – 65
2020	Viktor Hovland Harris English Sebastian Cappelen Kyle Westmoreland	Zack Sucher – 66 Patrick Flavin – 67 Alex Smalley – 67
2019	John Catlin Bill Haas Matthew Wolff	Blair Hamilton – 65 Max Homa – 65 David Hearn – 65

	Stephan Jaeger Aaron Baddeley	
2018	Julian Suri Hunter Mahan Ricky Barnes Wyndham Clark Tom Lovelady	John Oda – 65 Richard Lee – 66 Cameron Tringale – 66
2017	Matt Jones Mark Wilson Andrew Johnston Camilo Villegas Brandon Hagy	Alex Kim – 63 Jim Knous – 65 Michael Schoolcraft – 62
2016	Aaron Baddeley Ricky Barnes Anirban Lahiri Paul Dunne Michael Kim	Luke List – 67 David Skinns – 67 Clayton Rask – 67
2015	Jon Rahm Daniel Berger Justin Thomas Padraig Harrington Tony Finau	Cory Renfrew – 66 Scott Harrington – 66 Andrew Loupe – 67
2014	Kevin Tway Ricky Barnes Joe Ogilvie Kiradech Aphibarnrat from Thailand John Peterson	Ki Taek Lee – 65 Chris Smith Danny Lee
2013	No exemptions	Alistair Presnell – 67 John Hurley – 68 Edward Loar – 68
2012	Mark Calcavecchia Fred Couples Harris English Jeff Quinney Matt Jones	Aaron Watkins Troy Kelly Kevin Kisner
2011	Tom Lehman Jeff Quinney Joe Ogilvie	Frank Lickliter – 67 Troy Kelly – 67 Martin Flores – 67

	Gary Woodland John Mallinger	
2010	Rickie Fowler Alvaro Quiros Sam Saunders Jonathan Kaye Chris DiMarco Billy Mayfair Joe Ogilvie Rocco Mediate	Philip Francis Braxton Marquez Bret Guetz Ben Fox
2009	Rickie Fowler Jason Gore Jesper Parnevik Ted Purdy Scott Piercy	
2008	Jason Day Todd Demsey Harrison Frazar Ted Purdy Chez Reavie	
2007	Alejandro Canizares John Daly Anthony Kim Lee Janzen Parker McLachlin	



2025 WM PHOENIX OPEN MEDIA GUIDE

**SECTION 7:
TOP FINISHERS 1932 - 2024**

YEAR	LOCATION	PLAYER	PURSE	SCORES BY ROUND	TOTAL
2024	TPC SCOTTSDALE		\$8,800,000		
		Nick Taylor	\$1,584,000	60 70 68 65	263
		Charley Hoffman	\$959,200	67 68 64 64	263
		Sam Burns	\$519,200	68 67 67 64	266
		Scottie Scheffler	\$519,200	68 66 66 66	266
2023	TPC SCOTTSDALE		\$20,000,000		
		Scottie Scheffler	\$3,600,000	68 64 68 65	265
		Nick Taylor	\$2,180,000	66 69 67 65	267
		Jon Rahm	\$1,380,000	68 66 68 68	270
		Justin Thomas	\$980,000	71 68 67 65	271
		Jason Day	\$820,000	65 71 68 68	272
2022	TPC SCOTTSDALE		\$8,200,000		
		Scottie Scheffler	\$1,476,000	68 71 62 67	268
		Patrick Cantlay	\$893,800	67 66 68 67	268
		Xander Schauffele	\$434,600	67 65 69 68	269
		Sahith Theegala	\$434,600	66 64 69 70	269
		Brooks Koepka	\$434,600	66 66 68 69	269
2021	TPC SCOTTSDALE		\$7,300,000		
		Brooks Koepka	\$1,314,000	68 66 66 65	265
		Kyoung-Hoon Lee	\$649,700	66 66 66 68	266
		Xander Schauffele	\$649,700	66 64 65 71	266
		Carlos Ortiz	\$307,208	67 67 69 64	267
		Steve Stricker	\$307,208	65 66 69 67	267
		Jordan Spieth	\$307,208	67 67 61 72	267
2020	TPC SCOTTSDALE		\$7,300,000		
		Webb Simpson*	\$1,314,000	71 63 64 69	267
		Tony Finau	\$795,700	69 66 62 70	267
		Justin Thomas	\$386,900	68 68 69 65	270
		Bubba Watson	\$386,900	69 66 69 66	270
		Nate Lashley	\$386,900	66 67 69 68	270
		*Won playoff on first extra hole			
2019	TPC SCOTTSDALE		\$7,100,000		
		Rickie Fowler	\$1,278,000	64 65 64 74	267
		Branden Grace	\$766,800	67 64 69 69	269
		Justin Thomas	\$482,800	64 66 68 72	270

2018	TPC SCOTTSDALE		\$6,500,000		
		Gary Woodland*	\$1,242,000	67 68 67 64	266
		Chez Reavie	\$745,200	68 65 67 66	266
		Ollie Schniederjans	\$400,200	68 68 68 65	269
		Brendan Steele	\$400,200	68 67 67 67	269
		*Won playoff on first extra hole			
2017	TPC SCOTTSDALE		\$6,500,000		
		Hideki Matsuyama*	\$1,206,000	65 68 68 66	267
		Webb Simpson	\$723,600	67 71 65 64	267
		Louis Oosthuizen	\$455,600	68 67 68 65	268
		Rickie Fowler	\$294,800	67 68 69 65	269
		J.J. Spaun	\$294,800	71 64 67 67	269
		*Won playoff on fourth extra hole			
2016	TPC SCOTTSDALE		\$6,500,000		
		Hideki Matsuyama*	\$1,170,000	65 68 70 67	270
		Rickie Fowler	\$702,000	65 70 68 67	270
		Harris English	\$442,000	68 67 71 66	272
		Danny Lee	\$312,000	67 66 67 73	273
		Boo Weekley	\$260,000	71 68 65 70	274
		*Won playoff on fourth extra hole			
2015	TPC SCOTTSDALE		\$6,300,000		
		Brooks Koepka	\$1,134,000	71 68 64 66	269
		Bubba Watson	\$470,400	65 71 69 65	270
		Ryan Palmer	\$470,400	64 72 68 66	270
		Hideki Matsuyama	\$470,400	69 71 63 67	270
		Jon Rahm	\$252,000	70 68 66 68	272
		Martin Laird	\$252,000	66 66 68 72	272
2014	TPC SCOTTSDALE		\$6,200,000		
		Kevin Stadler	\$1,116,000	65 68 67 68	268
		Graham DeLaet	\$545,600	67 72 65 65	269
		Bubba Watson	\$545,600	64 66 68 71	269
		Hunter Mahan	\$272,800	66 71 65 68	270
		Hideki Matsuyama	\$272,800	66 67 68 69	270
2013	TPC SCOTTSDALE		\$6,200,000		
		Phil Mickelson	\$1,116,000	60 65 64 67	256
		Brandt Snedeker	\$669,600	64 66 65 65	260
		Scott Piercy	\$421,600	70 66 64 61	261
		Ryan Moore	\$297,600	66 66 65 65	262
		Ryan Palmer	\$248,000	64 73 66 62	265

2012	TPC SCOTTSDALE	\$6,100,000		
	Kyle Stanley	\$1,098,000	69 66 69 65	269
	Ben Crane	\$658,800	69 67 68 66	270
	Spencer Levin	\$414,800	65 63 68 75	271
	D.J. Trahan	\$292,800	72 70 64 66	272
	Brendan Steele	\$222,650	71 69 69 64	273
	Kevin Na	\$222,650	66 73 69 65	273
	Bubba Watson	\$222,650	66 70 67 70	273

2011	TPC SCOTTSDALE	\$6,100,000		
	Mark Wilson*	\$1,098,000	65 64 68 69	266
	Jason Dufner	\$658,800	65 68 67 66	266
	Vijay Singh	\$353,800	69 65 68 66	268
	Martin Laird	\$353,800	68 71 64 65	268
	Nick Watney	\$222,650	70 66 65 68	269
	J.B. Holmes	\$222,650	65 70 67 67	269
	Gary Woodland	\$222,650	68 66 69 66	269
	<i>*Won playoff on 2nd extra hole</i>			

2010	TPC SCOTTSDALE	\$6,000,000		
	Hunter Mahan	\$1,080,000	68 70 65 65	268
	Rickie Fowler	\$648,000	65 67 69 68	269
	Y.E. Yang	\$408,000	66 70 69 65	270
	Mathew Goggin	\$248,000	66 67 70 68	271
	Chris Couch	\$248,000	67 66 70 68	271
	Charles Howell III	\$248,000	69 66 68 68	271

2009	TPC SCOTTSDALE	\$6,000,000		
	Kenny Perry*	\$1,080,000	72 63 66 69	270
	Charley Hoffman	\$648,000	66 68 69 67	270
	Kevin Na	\$408,000	67 70 66 68	271
	James Nitties	\$226,200	65 69 70 68	272
	David Toms	\$226,200	69 98 97 98	272
	<i>*won playoff on 3rd extra hole</i>			

2008	TPC SCOTTSDALE	\$6,000,000		
	J.B. Holmes*	\$1,080,000	68 65 66 71	270
	Phil Mickelson	\$648,000	68 68 67 67	270
	Charles Warren	\$408,000	65 69 67 70	271

Stuart Appleby	\$226,200	69 66 71 66	272
Steve Elkington	\$226,200	69 66 70 67	272
Kevin Na	\$226,200	69 67 67 69	272
<i>*won playoff on 1st extra hole</i>			

2007	TPC SCOTTSDALE	\$6,000,000		
	Aaron Baddeley	\$1,080,000	65 70 64 64	263
	John Rollins	\$648,000	65 68 68 63	264
	Jeff Quinney	\$408,000	66 63 68 68	265
	Bart Bryant	\$288,000	66 66 68 66	266
	Billy Mayfair	\$240,000	66 66 70 65	267
	Heath Slocum	\$216,000	67 68 67 66	268

2006	TPC SCOTTSDALE	\$5,200,000		
	J.B. Holmes	\$936,000	68 64 65 66	263
	Steve Lowery	\$312,000	65 68 70 67	270
	Camilo Villegas	\$312,000	68 67 66 69	270
	Scott Verplank	\$312,000	69 66 67 68	270
	Ryan Palmer	\$312,000	68 66 64 72	270
	J.J. Henry	\$312,000	67 61 70 72	270

2005	TPC SCOTTSDALE	\$5,200,000		
	Phil Mickelson	\$936,000	73 60 66 68	267
	Scott McCarron	\$457,600	72 70 65 65	272
	Kevin Na	\$457,600	68 65 70 69	272
	Steve Flesch	\$214,933	70 67 67 69	273
	Tim Herron	\$214,933	73 66 67 67	273
	David Toms	\$214,933	71 66 68 68	273

2004	TPC SCOTTSDALE	\$5,200,000		
	Jonathan Kaye	\$936,000	65 68 66 67	266
	Chris DiMarco	\$561,600	68 67 64 69	268
	Vijay Singh	\$301,600	71 69 63 66	269
	Steve Flesch	\$301,600	66 69 68 66	269
	Duffy Waldorf	\$197,600	70 68 68 65	271
	Mike Weir	\$197,600	65 69 68 69	271

2003	TPC SCOTTSDALE	\$4,000,000		
	Vijay Singh	\$720,000	67 66 65 63	261
	John Huston	\$432,000	64 67 66 67	264

Robert Gamez	\$192,000	70 65 64 66	265
Tim Petrovic	\$192,000	66 63 68 68	265
Retief Goosen	\$192,000	65 68 65 67	265
Harrison Frazar	\$192,000	62 67 67 69	265

2002	TPC SCOTTSDALE	\$4,000,000	
-------------	-----------------------	--------------------	--

Chris DiMarco	\$720,000	68 64 66 69	267
Kenny Perry	\$352,000	69 65 64 70	268
Kaname Yokoo	\$352,000	70 66 68 64	268
John Daly	\$176,000	68 65 66 70	269
Lee Janzen	\$176,000	74 67 64 64	269
Duffy Waldorf	\$144,000	65 65 67 73	270

2001	TPC SCOTTSDALE	\$4,000,000	
-------------	-----------------------	--------------------	--

Mark Calcavecchia	\$720,000	65 60 64 67	256
Rocco Mediate	\$432,000	68 63 64 69	264
Steve Lowery	\$272,000	69 67 64 68	268
Scott Verplank	\$192,000	64 66 70 70	270
Chris DiMarco	\$152,000	68 67 65 71	271
Tiger Woods	\$152,000	65 73 68 65	271

2000	TPC SCOTTSDALE	\$3,200,000	
-------------	-----------------------	--------------------	--

Tom Lehman	\$576,000	63 67 73 67	270
Rocco Mediate	\$281,600	67 70 67 67	271
Robert Allenby	\$281,600	67 67 68 69	271
Brandt Jobe	\$132,267	67 68 72 65	272
Kirk Triplett	\$132,267	70 69 66 67	272
Hal Sutton	\$132,267	67 67 69 69	272

1999	TPC SCOTTSDALE	\$3,000,000	
-------------	-----------------------	--------------------	--

Rocco Mediate	\$540,000	69 67 66 71	273
Justin Leonard	\$324,000	67 75 67 66	275
Tiger Woods	\$204,000	71 67 70 68	276
Hal Sutton	\$144,000	69 70 71 69	279
Bill Glasson	\$120,000	69 71 70 70	280

1998	TPC SCOTTSDALE	\$2,500,000	
-------------	-----------------------	--------------------	--

Jesper Parnevik	\$450,000	68 68 66 67	269
Tommy Armour III	\$165,000	68 70 70 64	272
Brent Geiberger	\$165,000	64 70 72 66	272

Steve Pate	\$165,000	69 69 70 64	272
Tom Watson	\$165,000	68 70 68 66	272

1997	TPC SCOTTSDALE	\$1,500,000	
-------------	-----------------------	--------------------	--

Steve Jones	\$270,000	62 64 65 67	258
Jesper Parnevik	\$162,000	66 66 70 67	269
Nick Price	\$102,000	64 72 65 69	270
Kenny Perry	\$62,000	74 67 66 65	272
Mark Calcavecchia	\$62,000	68 66 67 71	272
Rick Fehr	\$62,000	66 68 66 72	272

1996	TPC SCOTTSDALE	\$1,300,000	
-------------	-----------------------	--------------------	--

Phil Mickelson*	\$234,000	69 67 66 67	269
Justin Leonard	\$140,000	67 67 66 69	269
Tom Scherrer	\$88,400	67 70 65 68	270
Mark Calcavecchia	\$57,200	72 69 68 62	271
John Wilson	\$57,200	67 71 67 66	271
<i>*won playoff on 3rd extra hole</i>			

1995	TPC SCOTTSDALE	\$1,300,000	
-------------	-----------------------	--------------------	--

Vijay Singh*	\$234,000	70 67 66 66	269
Billy Mayfair	\$140,000	69 67 67 99	269
Ben Crenshaw	\$88,400	68 64 70 69	271
Steve Jones	\$53,733	68 69 68 67	272
Bruce Lietzke	\$53,733	72 65 69 66	272
Payne Stewart	\$53,733	71 68 67 66	272
<i>*won playoff on 1st extra hole</i>			

1994	TPC SCOTTSDALE	\$1,200,000	
-------------	-----------------------	--------------------	--

Bill Glasson	\$216,000	68 68 68 64	268
Bob Estes	\$129,600	66 68 69 68	271
Mike Springer	\$62,400	68 68 71 65	272
Jeff Maggert	\$62,400	70 68 69 65	272
Blaine McCallister	\$62,400	67 69 69 67	272

1993	TPC SCOTTSDALE	\$1,000,000	
-------------	-----------------------	--------------------	--

Lee Janzen	\$180,000	67 65 73 68	273
Andrew Magee	\$108,000	69 70 64 72	275
Mike Springer	\$48,000	70 69 68 69	276
Michael Allen	\$48,000	66 70 70 70	276

Kirk Triplett	\$48,000	69 67 69 71	276
Robert Wrenn	\$48,000	66 68 68 74	276

1992	TPC SCOTTSDALE	\$1,000,000	
-------------	-----------------------	--------------------	--

Mark Calcavecchia	\$180,000	69 65 67 63	264
Duffy Waldorf	\$108,000	68 67 67 67	269
Rocco Mediate	\$68,000	69 66 69 67	271
John Huston	\$41,333	69 64 69 70	272
Mark O'Meara	\$41,333	70 68 65 69	272
Jay Delsing	\$41,333	66 65 69 72	272

1991	TPC SCOTTSDALE	\$1,000,000	
-------------	-----------------------	--------------------	--

Nolan Henke	\$180,000	65 66 66 71	268
Tom Watson	\$74,667	68 68 68 65	269
Gil Morgan	\$74,667	66 67 70 66	269
Curtis Strange	\$74,667	64 67 71 67	269
Jay Don Blake	\$35,125	68 66 70 66	270

1990	TPC SCOTTSDALE	\$900,000	
-------------	-----------------------	------------------	--

Tommy Armour III	\$162,000	65 67 67 68	267
Jim Thorpe	\$97,200	69 69 66 68	272
Billy Ray Brown	\$52,200	69 66 70 69	274
Fred Couples	\$52,200	75 66 66 67	274
Billy Mayfair	\$32,850	73 66 70 66	275

1989	TPC SCOTTSDALE	\$700,000	
-------------	-----------------------	------------------	--

Mark Calcavecchia	\$126,000	66 68 65 64	263
Chip Beck	\$75,600	67 70 66 67	270
Scott Hoch	\$36,400	64 70 69 68	271
Bill Glasson	\$36,400	65 68 73 65	271
Paul Azinger	\$36,400	68 68 68 67	271

1988	TPC SCOTTSDALE	\$650,000	
-------------	-----------------------	------------------	--

Sandy Lyle*	\$117,000	68 68 68 65	269
Fred Couples	\$70,200	67 65 67 70	269
David Frost	\$44,200	67 66 70 68	271
Davis Love III	\$31,200	63 68 66 76	273
Ken Green	\$22,831	66 71 70 67	274

*won playoff on 3rd extra hole

1987	TPC SCOTTSDALE		\$600,000		
	Paul Azinger	\$108,000	67 69 65 67	268	
	Hal Sutton	\$64,800	67 71 67 64	269	
	Fuzzy Zoeller	\$31,200	67 69 66 70	272	
	Bob Tway	\$31,200	71 69 63 69	272	
	Mark Calcavecchia	\$31,200	68 66 70 68	272	
1986	PHOENIX COUNTRY CLUB		\$500,000		
	Hal Sutton	\$90,000	64 64 68 71	267	
	Tony Sills	\$44,000	68 68 65 68	269	
	Calvin Peete	\$44,000	64 69 68 68	269	
	Dan Forsman	\$24,000	70 68 66 66	270	
	Don Pooley	\$19,000	74 61 67 69	271	
1985	PHOENIX COUNTRY CLUB		\$450,000		
	Calvin Peete	\$81,000	65 65 72 68	270	
	Morris Hatafsky	\$39,800	66 70 66 70	272	
	Doug Tewell	\$39,800	67 68 65 72	272	
	John Mahaffey	\$16,313	68 72 72 63	275	
	Loren Roberts	\$16,313	69 72 66 68	275	
1984	PHOENIX COUNTRY CLUB		\$400,000		
	Tom Purtzer	\$72,000	68 67 68 65	268	
	Corey Pavin	\$43,000	66 67 68 68	269	
	Larry Mize	\$23,200	67 68 67 68	270	
	Curtis Strange	\$23,200	68 66 69 67	270	
	Doug Tewell	\$14,600	72 68 66 66	272	
1983	PHOENIX COUNTRY CLUB		\$350,000		
	Bob Gilder*	\$63,000	68 68 66 69	271	
	Rex Caldwell	\$26,133	69 65 67 70	271	
	Mark O'Meara	\$26,133	71 66 68 66	271	
	Johnny Miller	\$26,133	67 65 71 68	271	
	Ed Sneed	\$11,865	65 71 70 66	272	
	<i>*won playoff on 8th extra hole</i>				
1982	PHOENIX COUNTRY CLUB		\$300,000		
	Lanny Wadkins	\$54,000	65 70 63 65	263	
	Jerry Pate	\$32,400	71 69 64 65	269	
	Mike Reid	\$20,400	70 68 66 66	270	

Andy Bean	\$12,400	70 67 69 65	271
Larry Nelson	\$12,400	63 70 71 67	271

1981	PHOENIX COUNTRY CLUB	\$300,000	
-------------	-----------------------------	------------------	--

David Graham	\$54,000	65 68 69 66	268
Lon Hinkle	\$32,400	73 66 67 63	269
Calvin Peete	\$17,400	72 67 65 67	271
Mike Reid	\$17,400	70 66 67 68	271
Mike Sullivan	\$10,950	71 66 70 65	272

1980	PHOENIX COUNTRY CLUB	\$300,000	
-------------	-----------------------------	------------------	--

Jeff Mitchell	\$54,000	69 67 69 67	272
Rik Massengale	\$32,400	73 71 67 65	276
Mike Sullivan	\$20,400	65 71 72 69	277
Tom Kite	\$11,310	69 73 70 66	278
Bill Rogers	\$11,310	68 69 73 68	278

1979	PHOENIX COUNTRY CLUB	\$250,000	
-------------	-----------------------------	------------------	--

Ben Crenshaw	\$33,750	67 61 71	199
Jay Haas	\$20,250	65 67 68	200
Tom Kite	\$12,750	73 66 63	202
Jerry Pate	\$7,383	66 66 71	203
Andy Bean	\$7,383	66 66 71	203

Tournament shortened to 54 holes by rain

1978	PHOENIX COUNTRY CLUB	\$200,000	
-------------	-----------------------------	------------------	--

Miller Barber	\$40,000	68 69 70 65	272
Lee Trevino	\$18,500	69 68 67 69	273
Jerry Pate	\$18,500	69 65 70 69	273
Rod Funseth	\$9,400	67 65 73 69	274
Arnold Palmer	\$8,200	69 68 71 67	275

1977	PHOENIX COUNTRY CLUB	\$200,000	
-------------	-----------------------------	------------------	--

Jerry Pate*	\$40,000	67 67 70 73	277
Dave Stockton	\$22,800	69 72 64 72	277
Larry Nelson	\$14,200	68 68 71 71	\$278
Bruce Lietzke	\$8,800	71 70 69 69	\$279
George Burns	\$8,800	67 69 73 70	\$279

**won playoff on 1st extra hole*

1976	PHOENIX COUNTRY CLUB	\$200,000		
	Bob Gilder	\$40,000	68 67 66 67	268
	Roger Maltbie	\$22,000	65 65 70 70	\$270
	Lee Trevino	\$9,750	66 68 68 71	\$273
	Bruce Lietzke	\$9,750	67 74 65 67	\$273
	Jim Simons	\$9,750	71 67 66 69	\$273
1975	PHOENIX COUNTRY CLUB	\$150,000		
	Johnny Miller	\$30,000	67 61 68 64	\$260
	Jerry Heard	\$17,100	74 68 67 65	\$274
	Tommy Aaron	\$10,650	68 72 69 67	\$276
	Mike Hill	\$7,050	71 63 69 74	\$277
	Roy Pace	\$6,150	68 69 69 72	278
1974	PHOENIX COUNTRY CLUB	\$150,000		
	Johnny Miller	\$30,000	69 69 66 67	\$271
	Lanny Wadkins	\$17,100	69 69 69 65	\$272
	Miller Barber	\$7,950	68 68 68 70	274
	Hubert Green	\$7,950	69 70 69 66	274
	John Schroeder	\$7,950	69 70 69 66	\$274
1973	PHOENIX COUNTRY CLUB	\$150,000		
	Bruce Crampton	\$30,000	68 67 68 65	\$268
	Steve Melnyk	\$13,875	69 66 69 65	269
	Lanny Wadkins	\$13,875	69 65 70 65	269
	J.C. Snead	\$5,850	62 67 71 70	270
	Paul Harney	\$5,850	69 69 65 67	270
1972	PHOENIX COUNTRY CLUB	\$125,000		
	Homero Blancas*	\$25,000	70 61 73 69	273
	Lanny Wadkins	\$14,000	70 70 67 66	273
	Marty Fleckman	\$8,850	69 68 69 68	274
	Gene Littler	\$4,869	67 68 70 71	276
	Tony Jacklin	\$4,869	70 68 66 72	276
	<i>*won playoff on 1st extra hole.</i>			
1971	ARIZONA COUNTRY CLUB	\$125,000		
	Miller Barber	\$25,000	65 64 67 65	261
	Dan Sikes	\$11,575	66 67 66 64	263
	Billy Casper	\$11,575	67 68 66 62	263

	Dave Hill	\$5,158	65 66 66 67	264
	Homero Blancas	\$5,158	65 69 63 67	264
1970	PHOENIX COUNTRY CLUB	\$100,000		
	Dale Douglass	\$30,000	71 66 68 66	271
	Gene Littler	\$9,250	67 68 67 70	272
	Howie Johnson	\$9,250	67 68 69 68	272
	Tom Weiskopf	\$3,710	73 67 63 70	273
	Orville Moody	\$3,710	71 69 66 67	273
1969	ARIZONA COUNTRY CLUB	\$100,000		
	Gene Littler	\$30,000	69 66 62 66	263
	Don January	\$7,733	67 65 67 66	265
	Billy Maxwell	\$7,733	65 66 68 66	265
	Miller Barber	\$7,733	65 70 66 64	265
	Terry Wilcox	\$3,633	65 69 66 67	267
1968	PHOENIX COUNTRY CLUB	\$100,000		
	George Knudson	\$30,000	67 64 70 71	272
	Julius Boros	\$8,166	70 69 69 67	275
	Jack Montgomery	\$8,166	67 68 72 68	275
	Sam Carmichael	\$8,166	70 66 68 71	275
	Frank Beard	\$4,050	72 68 68 68	276
1967	ARIZONA COUNTRY CLUB	\$70,000		
	Julius Boros	\$14,000	69 67 69 67	272
	Ken Still	\$8,400	66 74 70 63	273
	Gardner Dickinson	\$4,375	71 67 67 69	274
	Rod Funseth	\$4,375	68 64 70 72	274
	Dean Refram	\$2,835	66 72 65 72	275
1966	PHOENIX COUNTRY CLUB	\$60,000		
	Dudley Wysong	\$9,000	73 69 70 66	278
	Gardner Dickinson	\$5,000	66 69 71 73	279
	Gene Littler	\$4,000	70 71 69 70	280
	Mason Rudolph	\$3,100	68 70 72 70	282
	Johnny Pott	\$2,500	72 73 70 68	283
1965	ARIZONA COUNTRY CLUB	\$65,000		
	Rod Funseth	\$10,500	71 68 68 67	274

Bert Yancey	\$6,250	67 70 69 71	277
Doug Sanders	\$4,025	73 68 71 66	278
Don January	\$4,025	72 68 69 69	278
Billy Maxwell	\$2,916	75 70 70 64	279

1964 PHOENIX COUNTRY CLUB \$50,000

Jack Nicklaus	\$7,500	71 66 68 66	271
Bobby Brue	\$4,000	70 67 67 70	274
Gary Player	\$3,100	72 65 66 72	275
Gene Littler	\$3,100	71 68 69 67	275
George Bayer	\$2,600	69 68 65 74	276

1963 ARIZONA COUNTRY CLUB \$35,000

Arnold Palmer	\$5,300	68 67 68 70	273
Gary Player	\$3,400	67 69 68 70	274
Jack Nicklaus	\$2,200	67 70 67 71	\$275
Gardner Dickinson	\$1,900	69 68 68 71	\$276
Tony Lema	\$1,600	72 71 65 69	\$277

1962 PHOENIX COUNTRY CLUB \$35,000

Arnold Palmer	\$5,300	64 68 71 66	\$269
Jack Nicklaus	\$2,300	69 73 68 71	\$281
Bob McCallister	\$2,300	70 69 71 71	\$281
Billy Casper	\$2,300	72 68 68 73	\$281
Don Fairfield	\$2,300	70 70 70 71	281

1961 ARIZONA COUNTRY CLUB \$30,000

Arnold Palmer*	\$4,300	69 65 66 70	\$270
Doug Sanders	\$3,000	71 67 70 62	270
Jack Fleck	\$2,000	68 67 67 69	\$271
Don January	\$1,700	67 67 69 69	\$272
Dave Marr	\$1,450	66 67 72 69	\$274

**won 18 hole playoff 67 to 70*

1960 PHOENIX COUNTRY CLUB \$27,000

Jack Fleck*	\$3,150	68 68 71 66	273
Bill Collins	\$2,100	70 70 64 69	273
Jerry Barber	\$1,800	67 71 71 66	275
Frank Stranahan	\$1,800	73 68 67 67	275
Ken Venturi	\$1,500	68 70 66 72	276

*won 18-hole playoff 68 to 71

1959	ARIZONA COUNTRY CLUB	\$17,500		
	Gene Littler	\$2,400	67 63 67 71	268
	Art Wall	\$1,700	70 65 68 66	269
	Jimmy Clark	\$1,133	68 68 69 70	275
	John McMullin	\$1,133	65 67 71 72	275
	Marty Furgol	\$1,133	67 67 70 71	275
1958	PHOENIX COUNTRY CLUB	\$16,000		
	Ken Venturi	\$2,000	70 68 66 70	274
	Jay Hebert	\$1,350	69 67 69 70	275
	Walter Burkemo	\$1,350	72 69 69 65	275
	John McMullin	\$1,000	68 71 70 70	279
	Bill Collins	\$1,000	68 71 70 70	279
1957	ARIZONA COUNTRY CLUB	\$15,000		
	Billy Casper	\$2,000	68 71 65 67	271
	Mike Souchak	\$1,350	71 68 68 67	274
	Cary Middlecoff	\$1,350	69 71 65 69	274
	Lloyd Mangrum	\$1,000	67 73 66 69	275
	Arnold Palmer	\$787	66 70 70 71	277
1956	PHOENIX COUNTRY CLUB	\$15,000		
	Cary Middlecoff	\$2,400	72 66 70 68	276
	Mike Souchak	\$1,800	72 70 68 69	279
	Jimmy Demaret	\$1,400	73 70 69 68	280
	JT Blair, III	(amateur)	69 67 74 70	280
	Gene Littler	\$1,200	74 71 67 69	281
1955	ARIZONA COUNTRY CLUB	\$15,000		
	Gene Littler	\$2,400	66 70 68 71	275
	Billy Maxwell	\$1,600	69 71 69 67	276
	John Palmer	\$1,600	67 68 69 72	276
	Jerry Barber	\$1,000	72 69 69 68	278
	Ted Kroll	\$1,000	70 72 69 67	278
1954	PHOENIX COUNTRY CLUB	\$15,000		
	Ed Furgol*	\$2,000	71 68 65 68	272
	Cary Middlecoff	\$1,400	68 65 68 71	272

Jack Burke Jr.	\$833	71 68 66 68	273
Jack Harden	\$833	64 71 69 69	273
John Weitzel	\$833	66 69 67 71	273
<i>*won playoff on 1st extra hole</i>			

1953	PHOENIX COUNTRY CLUB	\$10,000		
	Lloyd Mangrum	\$2,000	71 68 63 70	272
	Bo Wininger	\$1,080	71 69 66 72	278
	Johnny Bulla	\$1,080	69 67 76 66	278
	Ted Kroll	\$1,080	69 71 72 66	278
	Vic Ghezzi	\$700	70 71 69 69	279

1952	PHOENIX COUNTRY CLUB	\$10,000		
	Lloyd Mangrum	\$2,000	68 69 67 70	274
	Dutch Harrison	\$1,400	71 72 69 67	279
	Ted Kroll	\$1,000	70 70 67 73	280
	Julius Boros	\$713	66 69 73 73	281
	Fred Hawkins	\$713	69 70 72 70	281

1951	PHOENIX COUNTRY CLUB	\$10,000		
	Lew Worsham	\$2,000	70 69 63 70	272
	Lawson Little	\$1,400	66 69 70 68	273
	Chick Harbert	\$900	66 67 72 69	274
	Jim Ferrier	\$900	65 70 69 70	274
	Jimmy Clark	\$700	73 64 70 68	275

1950	PHOENIX COUNTRY CLUB	\$10,000		
	Jimmy Demaret	\$2,000	64 67 69 69	269
	Sam Snead	\$1,400	66 69 69 66	270
	Ellsworth Vines	\$1,000	68 70 64 72	274
	John Palmer	\$800	65 68 71 71	275
	Dave Douglas	\$700	69 69 68 70	276

1949	PHOENIX COUNTRY CLUB	\$10,000		
	Jimmy Demaret*	\$2,000	69 71 65 73	278
	Ben Hogan	\$1,400	72 68 64 74	278
	John Palmer	\$833	72 68 72 68	280
	Cary Middlecoff	\$833	71 68 68 73	280
	Sam Snead	\$833	68 70 71 71	280
	<i>*won 18-hole playoff 67 to 70</i>			

1948	PHOENIX COUNTRY CLUB	\$10,000		
	Bobby Locke	\$2,000	65 69 67 67	268
	Jimmy Demaret	\$1,400	65 66 67 71	269
	Lloyd Mangrum	\$1,000	66 68 68 68	270
	Jim Ferrier	\$750	65 73 68 67	273
	John Palmer	\$750	66 71 68 68	273
1947	PHOENIX COUNTRY CLUB	\$10,000		
	Ben Hogan	\$2,000	67 64 70 69	270
	Lloyd Mangrum	\$1,200	69 67 68 73	277
	Porky Oliver	\$1,200	68 72 70 67	277
	Jimmy Demaret	\$800	67 69 71 71	278
	Herman Barron	\$700	70 68 70 71	279
1946	PHOENIX COUNTRY CLUB	\$7,500		
	Ben Hogan*	\$1,500	66 68 71 68	273
	Herman Keiser	\$1,000	67 69 67 70	273
	Vic Ghezzi	\$750	72 67 71 64	274
	Dutch Harrison	\$600	69 71 71 64	275
	Sam Byrd	\$475	71 71 69 68	279
	<i>*won 18 hole playoff 68 to 70</i>			
1945	PHOENIX COUNTRY CLUB	\$5,000		
	Byron Nelson	\$1,000	68 65 72 69	274
	Denny Shute	\$933	70 70 68 68	276
	Sam Byrd	\$746	70 70 69 68	277
	Bob Hamilton	\$600	68 70 75 65	278
	Harold McSpaden	\$466	70 65 76 72	283
1944	PHOENIX COUNTRY CLUB	\$5,000		
	Harold McSpaden*	\$1,000	74 67 64 68	273
	Byron Nelson	\$750	71 66 71 65	273
	Sam Byrd	\$500	70 71 69 70	280
	Craig Wood	\$500	69 68 72 71	280
	Bob Hamilton	\$380	72 73 69 72	286
	<i>*won 18-hole playoff 70 to 72</i>			
1943	PHOENIX COUNTRY CLUB	NO TOURNAMENT		

1942	PHOENIX COUNTRY CLUB		\$5,000		
		Herman Barron	\$1,000	69 69 71 67	276
		Henry Picard	\$700	68 69 69 72	278
		Dutch Harrison	\$500	68 69 72 70	279
		Herman Keiser	\$400	68 66 72 74	280
		Lawson Little	\$350	71 68 69 73	281
1941	PHOENIX COUNTRY CLUB		\$5,000		
		Ed Oliver	\$1,000	67 72 67 69	275
		Ben Hogan	\$600	68 68 70 72	278
		Byron Nelson	\$600	68 69 67 74	278
		Johnny Bulla	\$400	66 70 72 72	280
		Clayton Heafner	\$350	70 71 68 72	281
1940	PHOENIX COUNTRY CLUB		\$3,000		
		Ed Oliver	\$700	69 72 64	205
		Ben Hogan	\$450	71 66 69	206
		Clayton Heafner	\$315	74 66 67	207
		Leonard Dodson	\$315	69 70 68	207
		Lloyd Mangrum	\$200	70 67 71	208
		<i>54-hole tournament</i>			
1939	PHOENIX COUNTRY CLUB		\$3,000		
		Byron Nelson	\$700	68 65 65	198
		Ben Hogan	\$450	70 69 71	210
		Dutch Harrison	\$350	71 70 70	211
		Harry Bassler	\$280	75 69 68	212
		Johnny Bulla	\$175	68 75 71	214
		<i>54-hole tournament</i>			
1938	PHOENIX COUNTRY CLUB	NO TOURNAMENT			
1937	PHOENIX COUNTRY CLUB	NO TOURNAMENT			
1936	PHOENIX COUNTRY CLUB	NO TOURNAMENT			
1935	PHOENIX COUNTRY CLUB		\$2,500		
		Ky Laffoon	\$500	69 73 71 68	281
		Craig Wood	\$350	71 72 73 69	285
		Clarence Clark	\$250	75 70 72 69	286

Wiffy Cox	\$225	73 74 70 70	287
Johnny Revolta	\$225	73 71 70 73	287

1934 PHOENIX COUNTRY CLUB \$500

Ky Laffoon	\$100	& Barry Goldwater	64
Johnny Revolta	\$70	& George Cornes	66
Jimmy Hines	\$70	& Zack Addington	66
J. Ackerbloom	\$45	& Chip Colley	67
Frank Walsh	\$45	& D. Peter	67
<i>pro am only (two-man best ball)</i>			

1933 PHOENIX COUNTRY CLUB \$1,500

Harry Cooper	\$400	70 68 71 72	281
Ray Mangrum	\$250	73 67 72 71	283
Horton Smith	\$250	71 68 70 74	283
Paul Runyan	\$88	71 67 71 75	284
Craig Wood	\$88	72 70 73 69	284

1932 PHOENIX COUNTRY CLUB \$2,500

Ralph Guldahl	\$600	67 74 76 68	285
John Perelli	\$400	74 1 74 71	290
Harry Cooper	\$250	71 75 70 75	291
Archie Hambrick	\$150	76 69 72 75	292
Gene Sarazen	\$100	71 74 73 75	293



2024 WM PHOENIX OPEN MEDIA GUIDE

**SECTION 8:
RECORD BOOK THROUGH 2023**

WM PHOENIX OPEN RECORD BOOK: (1932-2024)

Low Front 9 at TPC:

- 28: Chris DiMarco, 2003 (3rd round)
- 29: Webb Simpson, 2020 (2nd round)
- 29: Ted Potter Jr. 2013 (3rd round)
- 29: Mark Wilson, 2012 (4th round)
- 29: Troy Matteson, 2009 (3rd round)
- 29: Phil Mickelson, 2005 (2nd round)
- 29: John Huston, 2003 (1st round)
- 29: Rory Sabbatini, 2003 (2nd round)
- 29: Vijay Singh, 2003 (4th round)
- 29: Steve Stricker, 2001
- 29: Mark Calcavecchia, 2001
- 29: Hal Sutton, 1993
- 29: Dillard Pruitt, 1992
- 29: Mark Lye, 1991
- 29: Davis Love III, 1989
- 29: Steve Elkington, 1989
- 29: Bob Lohr, 1988
- 29: Payne Stewart, 1987

Low Back 9 at TPC:

- 29: Scottie Scheffler, 2022 (3rd round)
- 29: Phil Mickelson, 2013 (1st round)
- 29: Rickie Fowler, 2011 (2nd round)
- 29: J.J. Henry, 2006 (2nd round)
- 29: Scott Verplank, 1998
- 29: Grant Waite, 1996

Low 18:

- 60: Nick Taylor, 2024, TPC (1st round)
- 60: Phil Mickelson, 2013, TPC (1st round)
- 60: Phil Mickelson, 2005, TPC (2nd round)
- 60: Mark Calcavecchia, 2001, TPC (2nd round)
- 60: Grant Waite, 1996, TPC (4th round)
- 61: Jordan Spieth, 2021, TPC (3rd round)
- 61: Wyndham Clark 61, 2020, TPC (1st round)
- 61: Scott Piercy, 2013, TPC (4th round)
- 61: J.J. Henry, 2006, TPC (2nd round)
- 61: Don Pooley, 1986, Phoenix CC
- 61: Ben Crenshaw, 1979, Phoenix CC
- 61: Johnny Miller, 1975, Phoenix CC
- 61: Homero Blancas, 1972, Phoenix CC
- 61: Johnny Miller, 1970, Phoenix CC
- 62: Scottie Scheffler, 2022, TPC (3rd round)
- 62: Brendan Steele, 2014, TPC (3rd Round)
- 62: Ryan Moore, 2013, TPC (4th round)
- 62: Rickie Fowler, 2011, TPC

- 62: Camilo Villegas, 2010, TPC
- 62: Harrison Frazar, 2003, TPC
- 62: Steve Stricker, 2001, TPC
- 62: Steve Jones, 1997, TPC
- 62: Mark Calcavecchia, 1996, TPC
- 62: Curt Byrum, 1996, TPC
- 62: Doug Tewell, 1987, TPC
- 62: J.C. Snead, 1973, Arizona CC
- 62: Billy Casper, 1971, Arizona CC
- 62: Gene Littler, 1969, Arizona CC
- 62: Doug Sanders, 1961, Arizona CC

Low first 36:

- 125: Phil Mickelson, 2013, TPC 60-65
- 125: Mark Calcavecchia, 2001, TPC 65-60
- 126: Steve Jones, 1997, TPC 62-64
- 128: Spencer Levin, 2012, TPC 65-63
- 128: Tommy Gainey, 2011, TPC 63-65
- 128: J.J. Henry, 2006, TPC 67-61
- 128: Hal Sutton, 1986, Phoenix CC 64-64
- 128: Ben Crenshaw, 1979, Phoenix CC 67-61
- 128: Johnny Miller, 1975, Phoenix CC 67-61
- 129: Rickie Fowler, 2019, TPC 64-65
- 129: Mark Wilson, 2011, TPC 65-64
- 129: Jeff Quinney, 2007, TPC 66-63
- 129: Tim Petrovic, 2003, TPC 66-63
- 129: Harrison Frazar, 2003, TPC 62-67

Low consecutive 36:

- 124: Mark Calcavecchia, 2001, TPC 60-64 (2nd & 3rd rounds)
- 125: Phil Mickelson, 2013, TPC 60-65 (1st and 2nd rounds)
- 125: Scott Piercy, 2013, TPC 64-61 (3rd and 4th rounds)
- 126: Phil Mickelson, 2005, TPC 60-66 (2nd and 3rd rounds)

Low last 36:

- 125: Scott Piercy, 2013, TPC 64-61
- 128: Charley Hoffman, 2024, TPC 64-64
- 128: Aaron Baddeley, 2007, TPC 64-64
- 128: Vijay Singh, 2003, TPC 65-63
- 128: Lee Janzen, 2002, TPC 64-64
- 128: Lanny Wadkins, 1982, Phoenix CC 63-65
- 128: Billy Casper, 1971, Arizona CC 66-62
- 128: Gene Littler, 1969, Arizona CC 62-66
- 129: Scottie Scheffler, 2022, TPC, 62-67
- 129: Martin Laird, 2011, TPC 64-65

Low 54:

- 189: Phil Mickelson, 2013, TPC 60-65-64
- 189: Mark Calcavecchia, 2001, TPC 65-60-64

191: Steve Jones, 1997, TPC 62-64-65
193: Rickie Fowler, 2019, TPC 64-65-64
195: Rocco Mediate, 2001, TPC 68-63-64
196: Spencer Levin, 2012, TPC 65-63-68
196: Tommy Gainey, 2011, TPC 63-65-68
196: Harrison Frazar, 2003, TPC 62-67-67
196: David Duval, 1997, TPC 66-65-65
196: Hal Sutton, 1986, Phoenix CC 64-64-68
196: Johnny Miller, 1975, Phoenix CC 67-61-68
196: Miller Barber, 1971, Arizona CC 65-64-67

Low consecutive 54:

189: Phil Mickelson, 2013, TPC 60-65-64 (1st, 2nd and 3rd rounds)
189: Mark Calcavecchia, 2001, TPC 65-60-64 (1st, 2nd & 3rd rounds)
191: Scott Piercy, 2013, TPC 66-64-61 (2nd, 3rd & 4th rounds)

Low 72:

256: Phil Mickelson, 2013, TPC 60-65-64-67
256: Mark Calcavecchia, 2001, TPC 65-60-64-67
258: Steve Jones, 1997, TPC 62-64-65-67
260: Brandt Snedker, 2013, TPC 64-66-65-65
260: Johnny Miller, 1975, Phoenix CC 67-61-68-64
261: Scott Piercy, 2013, TPC 70-66-64-61
261: Vijay Singh, 2003, TPC 67-66-65-63
261: Miller Barber, 1971, Arizona CC 65-64-67-65

Most strokes under par for 72 holes:

28: Phil Mickelson, 2013, TPC
28: Mark Calcavecchia, 2001, TPC
24: Brandt Snedeker, 2013, TPC

Most birdies in 72 holes:

32: Mark Calcavecchia, 2001, TPC
29: Phil Mickelson, 2013, TPC

Most Under Par on Par 3s at TPC since 1987

-9 Phil Mickelson, 2013
-7 Chris DiMarco, 2003
-7 Scott Hoch, 2003

Most Players Lower Than 20-Under Par at TPC

4 – (2013) Phil Mickelson (-28), Brandt Snedeker (-24), Scott Piercy (-23), Ryan Moore (-22)
2 – (2007) Aaron Baddley (-21), John Rollins (-20)
2 – (2003) Vijay Singh (-23), John Huston (-20)
2 – (2001) Mark Calcavecchia (-28), Rocco Mediate (-20)

Most consecutive birdies at the TPC:

7: J.J. Henry, 2006, 2nd round (holes 9-15)
6: Justin Thomas, 2018, 3rd round (holes 1-6)

- 6: Justin Leonard, 2004, 3rd round (holes 13-18)
- 6: Chris DiMarco, 2004, 4th round (holes 10-15)
- 6: Steve Stricker, 2003 (holes 11-16)
- 6: Ed Fiori, 1992
- 6: Mark Lye, 1991, 2nd round (holes 1-6)

Longest birdie-eagle streak at TPC:

- 5: Grant Waite, 1996 (E, B, E, B, B)
- 5: Ben Crenshaw, 1995 (B, E, B, B, B)
- 5: Ken Green, 1994 (B, E, B, E, B)

Lowest 1st round:

- 60: Phil Mickelson, 2013, TPC
- 61: Wyndham Clark, 2020, TPC
- 62: Camilo Villegas, 2010, TPC
- 62: Harrison Frazar, 2003, TPC
- 62: Steve Jones, 1997, TPC
- 62: J.C. Snead, 1973, Arizona CC

Lowest 2nd round:

- 60: Phil Mickelson, 2005, TPC
- 60: Mark Calcavecchia, 2001, TPC
- 61: J.J. Henry, 2006, TPC
- 61: Don Pooley, 1986, Phoenix CC
- 61: Ben Crenshaw, 1979, Phoenix CC
- 61: Johnny Miller, 1975, Phoenix CC
- 61: Homero Blancas, 1972, Phoenix CC
- 62: Rickie Fowler, 2011, TPC
- 62: Steve Stricker, 2003, TPC
- 62: Steve Stricker, 2001, TPC

Lowest 3rd round:

- 61: Jordan Spieth, 2021, TPC
- 61: Johnny Miller, 1970, Phoenix CC
- 62: Scottie Scheffler, 2022, TPC
- 62: Brendan Steele, 2014, TPC
- 62: Chris DiMarco, 2003, TPC
- 62: Doug Tewell, 1987, TPC
- 62: Gene Littler, 1969, Arizona CC

Lowest 4th round:

- 60: Grant Waite, 1996, TPC
- 61: Scott Piercy, 2013, TPC

Lowest 4th round by winner:

- 63: Vijay Singh, 2003, TPC
- 63: Mark Calcavecchia, 1992, TPC
- 64: Aaron Baddeley, 2007, TPC
- 65: Kyle Stanley, 2012, TPC

65: Hunter Mahan, 2010, TPC

Highest 4th round by winner:

74: Rickie Fowler, 2019, TPC
73: Jerry Pate, 1977, Phoenix CC
73: Jimmy Demaret, 1949, Phoenix CC
72: Harry Cooper, 1933, Phoenix CC
71: J.B. Holmes, 2008, TPC
71: Rocco Mediate, 1999, TPC
71: Nolan Henke, 1991, TPC

Lowest start by winner:

60: Nick Taylor, 2024, TPC
60: Phil Mickelson, 2013, TPC
62: Steve Jones, 1997, TPC

Highest start by winner:

74: Harold McSpaden, 1944, Phoenix CC
73: Phil Mickelson, 2005, TPC
73: Dudley Wysong, 1966, Phoenix CC
72: Kenny Perry, 2009, TPC Scottsdale
72: Cary Middelcoff, 1956, Phoenix CC
71: Dale Douglass, 1970, Phoenix CC
71: Rod Funseth, 1965, Arizona CC
71: Jack Nicklaus, 1964, Phoenix CC
71: Ed Furgol, 1954, Phoenix CC
71: Lloyd Mangrum, 1953, Phoenix CC
70: Vijay Singh, 1995, TPC

Highest 72 hole total by winner:

285: Ralph Guldahl, 1932, Phoenix CC
281: Harry Cooper, 1933, Phoenix CC
278: Dudley Wysong, 1966, Phoenix CC
278: Jimmy Demaret, 1949, Phoenix CC

Highest 72 hole total by winner at TPC:

273: Rocco Mediate, 1999, TPC
273: Lee Janzen, 1993, TPC

Youngest Phoenix Open Winners:

Ralph Guldahl, 1932 AZ Open: 20 years, 2 months and 9 days
Jerry Pate, 1977: 23 years, three months and three days
J.B. Holmes, 2006: 23 years, nine months and 9 days
Kyle Stanley, 2012: 24, two months, 17 days
Brooks Koepka, 2015: 24, eight months, 26 days

Oldest Phoenix Open Winners:

Kenny Perry, 2009: 48 years, 3 months and 21 days
Julius Boros, 1967: 46 years, 11 months, 9 days

Miller Barber, 1978: 46 years, 10 months, 2 days
Phil Mickelson, 2013: 42 years, 7 months, 18 days
Calvin Peete, 1985: 41 years 6 months, 2 days

PGA TOUR Rookies To Win the Phoenix Open:

J.B. Holmes, 2006

First Career Win at the Phoenix Open:

2022 Scottie Scheffler
2015 Brooks Koepka
2014 Kevin Stadler
2012 Kyle Stanley
2006 J.B. Holmes
1998 Jesper Parnevik
1990 Tommy Armour III
1987 Paul Azinger
1980 Jeff Mitchell
1976 Bob Gilder
1966 Dudley Wysong
1965 Rod Funseth
1954 Ed Furgol

First Career Win In His First Start at the Phoenix Open:

2015 Brooks Koepka
2012 Kyle Stanley
2006 J.B. Holmes

Two-Time Phoenix Open Winners:

Scottie Scheffler	2022, 2023
Brooks Koepka	2015, 2021
Hideki Matsuyama	2016, 2017
J.B. Holmes	2006, 2008
Vijay Singh	1995, 2003
Bob Gilder	1976, 1983
Miller Barber	1971, 1978
Johnny Miller	1974, 1975
Lloyd Mangrum	1952, 1953
Jimmy Demaret	1949, 1950
Byron Nelson	1939, 1945
Ben Hogan	1946, 1947
Ed Oliver	1940, 1941

Three-Time Phoenix Open Winners:

Phil Mickelson	1996, 2005, 2013
Mark Calcavecchia	1989, 1992, 2001
Gene Littler	1955, 1959, 1969
Arnold Palmer	1961, 1962, 1963

Largest Margin of Victory:

- 14: Johnny Miller over Jerry Heard, 1975, Phoenix CC
- 12: Arnold Palmer over Jack Nicklaus, 1962, Phoenix CC
- 12: Byron Nelson over Ben Hogan, 1939, Phoenix CC
- 11: Steve Jones over Jesper Parnevik, 1997, TPC

Largest Leading Margins:

- After 18 holes: 5 shots, Nick Taylor, 2024, TPC
- 4 shots, Phil Mickelson, 2013, TPC
- 3 shots, Davis Love III, 1988, TPC
- 3 shots, Arnold Palmer, 1962, Phoenix CC
- 3 shots, Paul Runyan, 1940, Phoenix CC

- After 36 holes: 6 shots, Johnny Miller, 1975, Phoenix CC
- 6 shots, Byron Nelson, 1939, Phoenix CC
- 5 shots, Mark Calcavecchia, 2001, TPC
- 5 shots, Steve Jones, 1997, TPC
- 5 shots, Spencer Levin, 2012, TPC
- 4 shots, J.J. Henry, 2006, TPC

- After 54 holes: 12 shots, Byron Nelson, 1939, Phoenix CC
- 7 shots, Johnny Miller, 1975, Phoenix CC
- 6 shots, Phil Mickelson, 2013, TPC
- 6 shots, Mark Calcavecchia, 2001, TPC
- 6 shots, Rocco Mediate, 1999, TPC
- 6 shots, Spencer Levin, 2012, TPC

Come-From-Behind Victories:

- After 18 Holes: 8 shots back, Harold McSpaden, 1944
- 7 shots back, Brooks Koepka, 2015
- Kenny Perry, 2009
- Dale Douglass, 1970
- Dudley Wysong, 1966
- Ed Furgol, 1954
- 6 shots back, Hunter Mahan, 2010
- Phil Mickelson, 2005
- Vijay Singh, 1995

- After 36 Holes: 9 shots back, Scottie Scheffler, 2022
- 7 shots back, Brooks Koepka, 2015
- Hunter Mahan, 2010
- Sandy Lyle, 1988
- Dudley Wysong, 1966
- 6 shots back, Aaron Baddeley, 2007

- After 54 Holes: 8 Shots back, Kyle Stanley, 2012
- 7 shots back, Sandy Lyle, 1988

Sudden-Death Playoffs:

- 2024: Nick Taylor def. Charley Hoffman, 2 holes
- 2022: Scottie Scheffler def. Patrick Cantlay, 3 holes
- 2020: Webb Simpson def. Tony Finau, 1 hole

2018: Gary Woodland def. Chez Reavie, 1 hole
2017: Hideki Matsuyama def. Webb Simpson, 4 holes
2016: Hideki Matsuyama def. Rickie Fowler, 4 holes
2011: Mark Wilson def. Jason Dufner, 2 holes
2009: Kenny Perry def. Charlie Hoffman, 3 holes
2008: J.B. Holmes def. Phil Mickelson, 1 hole
1996: Phil Mickelson def. Justin Leonard, 3 holes
1995: Vijay Singh def. Billy Mayfair, 1 hole
1988: Sandy Lyle def. Fred Couples, 3 holes
1983: Bob Gilder def. Rex Caldwell, Johnny Miller & Mark O'Meara, 8 holes
1977: Jerry Pate def. Dave Stockton, 1 hole
1972: Homero Blancas def. Lanny Wadkins, 1 hole
1954: Ed Furgol def. Cary Middlecoff, 1 hole

18-Hole Playoffs:

1961: Arnold Palmer (67) def. Doug Sanders (70)
1960: Jack Fleck (68) def. Bill Collins (71)
1949: Jimmy Demaret (67) def. Ben Hogan (70)
1946: Ben Hogan (68) def. Herman Keiser (70)
1944: Harold McSpaden (70) def. Byron Nelson (72)

Most Years Played:

30: Phil Mickelson
29: Gene Littler
29: Jerry Barber
29: Jim Ferrier
28: Tom Purtzer
28: Johnny Bulla
27: Mark Calcavecchia
27: Dale Douglass
27: Kenny Perry
26: Miller Barber
26: Billy Mayfair
25: Paul Azinger
25: Howard Twitty
24: Bill Johnson
23: Bob Gilder
23: Tommy Armour III
23: Rocco Mediate

Most Rounds Played:

107: Gene Littler
106: Phil Mickelson
93: Tom Purtzer
92: Mark Calcavecchia
91: Kenny Perry
87: Jim Ferrier
86: Paul Azinger
86: Don January

85: Jerry Barber
84: Billy Mayfair

Holes-in-one at the TPC:

2023: Rickie Fowler, 7th hole, 4th round, 216 yards, 6-iron
2022: Carlos Ortiz, 16th hole, 4th round, 179 yards, 9-iron
2022: Sam Ryder, 16th hole, 3rd round, 124 yards, wedge
2020: JB Holmes, 4th hole, 1st round, 175 yards, 7-iron
2020: Scott Piercy, 7th hole, 2nd round, 194 yards, 6-iron
2020: Webb Simpson, No. 12, 3rd round, 196 yards, 7-iron
2019: Branden Grace, 7th hole, 193 yards, 8-iron
2016: Chad Campbell, 7th hole, 194 yards, 6-iron
2016: Jack Maquire, 12th hole, 206 yards, 7-iron
2015: Francisco Molinari, 16th hole, 133 yards, PW
2011: Jarrod Lyle, 16th hole, 150-yards, 8-iron
2011: Brendon Steele, 12th hole, 174 yards
2008: Wil Mackenzie, 12th hole, 185-yards, 6-iron
2007: Heath Slocum, 4th hole, 179-yards, 7-iron
2003: Bob Burns, 4th hole, 175 yards, 6-iron
2003: Tim Herron, 4th hole, 182 yards, 7-iron
2002: Mike Sposa, 16th hole, 7-iron, 2nd round
2001: Andrew Magee, 17th hole (par 4), driver, 1st round
1998: Wayne Levi, 12th hole, 4-iron, 2nd round
1997: Steve Stricker, 16th hole, 6-iron, 4th round
1997: Tiger Woods, 16th hole, 9-iron, 3rd round
1992: Bruce Lietzke, 4th hole, 8-iron, 4th round
1992: Mark Calcavecchia, 4th hole, 8-iron, 1st round
1991: Jay Delsing, 16th hole, 9-iron, 3rd round
1990: Brad Bryant, 16th hole, 1st round
1990: Andrew Magee, 4th hole, 1st round
1990: David Edwards, 16th hole, 3rd round
1990: Bill Sander, 4th hole, 9-iron, 3rd round
1989: Billy Pierot, 7th hole, 1st round
1988: Hal Sutton, 16th hole, 3rd round
1987: Larry Rinker, 12th hole, 5-iron, 2nd round

Double eagles at the TPC:

1990: Tom Pernice, Jr., 15th hole

"Making the Cut" at the TPC (since 1987):

<u>Year</u>	<u>Cut Score</u>	<u># Making Cut</u>
2024	140	72
2023	142	66
2022	140	67
2021	139	66
2020	141	67
2019	141	73
2018	141	72
2017	141	75

2016	143	69
2015	143	76
2014	141	77
2013	138	74
2012	142	78
2011	139	75
2010	139	78
2009	142	71
2008	140	70
2007	140	74
2006	141	72
2005	145	77
2004	142	70
2003	138	72
2002	141	70
2001	140	71
2000	142	79
1999	147	71
1998	142	72
1997	141	73
1996	142	70
1995	141	70
1994	141	73
1993	141	76
1992	141	79
1991	140	80
1990	143	82
1989	143	84
1988	141	69
1987	142	76

Round-by-round scoring averages at TPC:

<u>Year</u>	<u>1st Rd.</u>	<u>2nd Rd.</u>	<u>3rd Rd.</u>	<u>4th Rd.</u>	<u>Overall</u>
2024	70.894	69.000	69.877	69.205	69.895
2023	72.373	70.568	70.121	69.833	70.980
2022	70.727	70.106	69.881	70.194	70.289
2021	70.364	69.136	68.848	68.879	69.455
2020	70.592	70.470	69.164	70.636	70.317
2019	70.386	70.618	69.479	71.575	70.511
2018:	70.893	70.047	69.903	70.208	70.263
2017:	70.939	70.115	69.200	70.013	70.192
2016:	70.847	71.465	71.014	70.588	70.977
2015:	70.697	72.023	69.553	69.855	70.532
2014:	70.341	70.705	70.338	71.364	70.644
2013:	69.015	68.90	69.365	68.527	68.954

2012:	70.470	71.214	70.878	70.462	70.758
2011:	69.885	71.000	68.689	70.405	69.994
2010:	70.111	69.294	70.244	70.449	69.930
2009:	71.356	71.031	69.887	70.690	70.877
2008:	70.508	69.939	69.986	70.942	70.306
2007:	70.377	69.899	69.270	69.370	69.845
2006:	70.473	70.469	69.806	70.423	70.343
2005:	74.145	70.225	70.078	70.948	71.572
2004:	70.894	70.754	69.329	70.757	70.552
2003:	69.667	68.742	68.639	69.347	69.130
2002:	71.394	69.687	69.843	70.100	70.345
2001:	69.977	70.219	71.592	70.127	70.363
2000:	70.748	71.108	69.797	71.342	70.792
1999:	74.523	72.913	71.958	72.718	73.239
1998:	71.076	71.123	71.000	70.986	71.061
1997:	71.045	70.162	69.288	71.603	70.549
1996:	71.000	71.244	69.814	69.329	70.576
1995:	72.242	69.791	69.986	70.029	70.673
1994:	70.780	70.824	70.548	70.233	70.655
1993:	70.588	70.508	72.299	72.855	71.297
1992:	70.712	70.015	69.633	69.924	70.145
1991:	70.361	70.076	69.650	69.713	70.027
1990:	72.077	71.028	71.277	72.951	71.758
1989:	70.389	72.786	70.129	69.786	70.969
1988:	71.951	71.106	71.714	71.855	71.275
1987:	71.141	71.460	69.724	70.987	70.960

Top All-Time Money Winners Through 2023

Player	Starts	Prize Money
Scheffler, Scottie	4	\$ 5,305,341.66
Mickelson, Phil	30	\$ 4,198,677.57
Fowler, Rickie	15	\$ 3,755,913.00
Matsuyama, Hideki	10	\$ 3,738,914.42
Koepka, Brooks	5	\$ 2,930,750.00

Simpson, Webb	12	\$ 2,816,589.42
Holmes, J.B.	17	\$ 2,702,237.46
Watson, Bubba	16	\$ 2,656,584.35
Thomas, Justin	9	\$ 2,431,000.00
Rahm, Jon	8	\$ 2,284,020.36
Taylor, Nick	9	\$ 2,242,219.46
Singh, Vijay	17	\$ 2,156,115.35
Perry, Kenny	27	\$ 2,146,161.02
Woodland, Gary	14	\$ 1,984,485.83
Schauffele, Xander	6	\$ 1,929,861.66
Mahan, Hunter	14	\$ 1,753,199.99
DiMarco, Chris	15	\$ 1,685,455.00
Calcavecchia, Mark	27	\$ 1,656,700.24
Na, Kevin	15	\$ 1,655,209.76
Mediate, Rocco	23	\$ 1,550,127.72
Wilson, Mark	10	\$ 1,464,251.86
Baddeley, Aaron	18	\$ 1,376,125.70
Spieth, Jordan	7	\$ 1,370,026.33
Snedeker, Brandt	14	\$ 1,360,600.70
Piercy, Scott	14	\$ 1,338,667.87
Steele, Brendan	13	\$ 1,323,407.31
Laird, Martin	15	\$ 1,316,788.00
Palmer, Ryan	16	\$ 1,314,059.89
Hoffman, Charley	17	\$ 1,298,509.42

###