



2025 WM PHOENIX OPEN MEDIA GUIDE

**SECTION 4:
2024 ROUND-4 RECAP AND STATS**



2024 WM Phoenix Open
 TPC Scottsdale (Stadium Course)
 Official Final Standings



1	Nick Taylor	-21	60	70	68	65	263	\$ 1,584,000.00
2	Charley Hoffman	-21	67	68	64	64	263	\$ 959,200.00
3	Sam Burns	-18	68	67	67	64	266	\$ 519,200.00
	Scottie Scheffler	-18	68	66	66	66	266	\$ 519,200.00
5	Sahith Theegala	-17	65	64	69	69	267	\$ 360,800.00
6	Jordan Spieth	-14	68	66	69	67	270	\$ 308,000.00
	Maverick McNealy	-14	65	67	71	67	270	\$ 308,000.00
8	Adam Scott	-13	72	68	65	66	271	\$ 248,600.00
	Kurt Kitayama	-13	68	67	67	69	271	\$ 248,600.00
	Cameron Young	-13	67	67	66	71	271	\$ 248,600.00
	Andrew Novak	-13	65	65	69	72	271	\$ 248,600.00
12	Si Woo Kim	-12	68	68	69	67	272	\$ 187,000.00
	Justin Thomas	-12	69	65	70	68	272	\$ 187,000.00
	Doug Ghim	-12	65	68	71	68	272	\$ 187,000.00
15	Davis Thompson	-11	69	67	70	67	273	\$ 156,200.00
	Matt Fitzpatrick	-11	69	66	70	68	273	\$ 156,200.00
17	Harris English	-10	71	67	65	71	274	\$ 125,400.00
	Keith Mitchell	-10	69	68	69	68	274	\$ 125,400.00
	Adam Schenk	-10	70	69	70	65	274	\$ 125,400.00
	Tom Kim	-10	74	66	67	67	274	\$ 125,400.00
	Tom Hoge	-10	70	70	68	66	274	\$ 125,400.00
22	Brendon Todd	-9	70	68	69	68	275	\$ 82,133.34
	Hideki Matsuyama	-9	69	68	68	70	275	\$ 82,133.34
	Emiliano Grillo	-9	71	68	73	63	275	\$ 82,133.33
	Justin Suh	-9	68	68	70	69	275	\$ 82,133.33
	Jhonattan Vegas	-9	67	68	69	71	275	\$ 82,133.33
	Denny McCarthy	-9	72	68	66	69	275	\$ 82,133.33
28	Jim Knous	-8	72	66	70	68	276	\$ 53,000.00
	Christiaan Bezuidenhout	-8	67	72	69	68	276	\$ 53,000.00
	Corey Connors	-8	68	69	73	66	276	\$ 53,000.00
	S.H. Kim	-8	67	69	70	70	276	\$ 53,000.00
	Thomas Detry	-8	69	68	71	68	276	\$ 53,000.00
	Ben Griffin	-8	72	67	68	69	276	\$ 53,000.00
	Hayden Buckley	-8	70	69	67	70	276	\$ 53,000.00
	Jake Knapp	-8	68	68	71	69	276	\$ 53,000.00
	Sam Stevens	-8	70	66	70	70	276	\$ 53,000.00
	Daniel Berger	-8	66	69	72	69	276	\$ 53,000.00
	Aaron Baddeley	-8	69	71	68	68	276	\$ 53,000.00
39	Taylor Moore	-7	69	70	72	66	277	\$ 39,160.00
	Taylor Montgomery	-7	69	68	67	73	277	\$ 39,160.00
41	Carson Young	-6	71	67	72	68	278	\$ 30,404.00
	Beau Hossler	-6	72	66	72	68	278	\$ 30,404.00
	Billy Horschel	-6	72	67	66	73	278	\$ 30,404.00
	Joel Dahmen	-6	69	68	71	70	278	\$ 30,404.00
	Sami Valimaki	-6	69	70	75	64	278	\$ 30,404.00
	Wyndham Clark	-6	72	65	66	75	278	\$ 30,404.00
	Harry Hall	-6	70	70	67	71	278	\$ 30,404.00
	Ryan Fox	-6	66	68	75	69	278	\$ 30,404.00
49	Eric Cole	-5	70	69	70	70	279	\$ 22,396.00
	Zac Blair	-5	69	68	73	69	279	\$ 22,396.00
	Garrick Higgo	-5	73	67	66	73	279	\$ 22,396.00
	Kevin Chappell	-5	72	68	71	68	279	\$ 22,396.00
53	Martin Laird	-4	69	69	73	69	280	\$ 20,529.15



2024 WM Phoenix Open
TPC Scottsdale (Stadium Course)
Official Final Standings



	Tyler Duncan	-4	71	67	71	71	280	\$	20,529.15
	Matt Wallace	-4	75	64	74	67	280	\$	20,529.14
	Justin Lower	-4	71	69	73	67	280	\$	20,529.14
	Mark Hubbard	-4	70	70	72	68	280	\$	20,529.14
	Tyson Alexander	-4	72	68	71	69	280	\$	20,529.14
	Alex Noren	-4	69	71	70	70	280	\$	20,529.14
60	Adrien Dumont de Chassart	-3	72	66	71	72	281	\$	19,448.00
	Shane Lowry	-3	67	70	68	76	281	\$	19,448.00
	Robby Shelton	-3	69	70	69	73	281	\$	19,448.00
	Zach Johnson	-3	70	70	70	71	281	\$	19,448.00
	Brian Harman	-3	71	69	69	72	281	\$	19,448.00
65	Bud Cauley	-2	69	68	70	75	282	\$	18,920.00
66	Byeong Hun An	-1	70	68	75	70	283	\$	18,392.00
	Nick Hardy	-1	71	66	68	78	283	\$	18,392.00
	Jesse Mueller	-1	71	68	73	71	283	\$	18,392.00
	Seamus Power	-1	71	69	74	69	283	\$	18,392.00
	Sungjae Im	-1	70	70	75	68	283	\$	18,392.00
71	Matt NeSmith	E	70	69	73	72	284	\$	17,776.00
	Min Woo Lee	E	71	69	71	73	284	\$	17,776.00
73	Nicolo Galletti	+2	71	67	74	74	286	\$	17,512.00
Cut	Sam Ryder	-1	69	72			141		
Cut	Will Gordon	-1	70	71			141		
Cut	Stewart Cink	-1	71	70			141		
Cut	J.T. Poston	-1	70	71			141		
Cut	Camilo Villegas	-1	70	71			141		
Cut	Cameron Champ	-1	70	71			141		
Cut	Ryan Moore	-1	72	69			141		
Cut	Luke Donald	-1	70	71			141		
Cut	Erik van Rooyen	-1	72	69			141		
Cut	Adam Svensson	-1	71	70			141		
Cut	Ryo Hisatsune	-1	73	68			141		
Cut	Luke List	-1	72	69			141		
Cut	Andrew Putnam	-1	73	68			141		
Cut	Aaron Rai	-1	76	65			141		
Cut	Dylan Wu	-1	76	65			141		
Cut	Brandon Wu	E	73	69			142		
Cut	Ben Martin	E	69	73			142		
Cut	K.H. Lee	E	74	68			142		
Cut	Chad Ramey	E	71	71			142		
Cut	Scott Stallings	E	70	72			142		
Cut	Michael Kim	E	71	71			142		
Cut	Kevin Yu	E	69	73			142		
Cut	Robert MacIntyre	E	73	69			142		
Cut	Max Homa	E	73	69			142		
Cut	J.J. Spaun	E	74	68			142		
Cut	Peter Malnati	+1	71	72			143		
Cut	Chesson Hadley	+1	73	70			143		
Cut	Troy Merritt	+1	69	74			143		
Cut	Alexander Björk	+1	68	75			143		
Cut	Nate Lashley	+1	71	72			143		
Cut	Victor Perez	+1	74	69			143		
Cut	Chris Gotterup	+1	70	73			143		
Cut	Greyson Sigg	+2	73	71			144		





2024 WM Phoenix Open
TPC Scottsdale (Stadium Course)
Official Final Standings



Cut	Lee Hodges	+2	71	73	144
Cut	Austin Eckroat	+2	71	73	144
Cut	Ben Kohles	+2	75	69	144
Cut	Chez Reavie	+3	72	73	145
Cut	Callum Tarren	+3	76	69	145
Cut	Vincent Norrman	+3	75	70	145
Cut	Nico Echavarria	+3	76	69	145
Cut	Lanto Griffin	+3	76	69	145
Cut	Ben Taylor	+3	72	73	145
Cut	Patton Kizzire	+3	76	69	145
Cut	J.B. Holmes	+4	76	70	146
Cut	Kevin Stadler	+4	72	74	146
Cut	David Lipsky	+4	73	73	146
Cut	Matti Schmid	+4	75	71	146
Cut	Joseph Bramlett	+4	73	73	146
Cut	Akshay Bhatia	+4	75	71	146
Cut	Grayson Murray	+4	72	74	146
Cut	Matt Kuchar	+4	75	71	146
Cut	Gary Woodland	+4	79	67	146
Cut	Adam Hadwin	+4	75	71	146
Cut	C.T. Pan	+4	73	73	146
Cut	Rickie Fowler	+6	73	75	148
Cut	Vince Whaley	+8	73	77	150
Cut	Brandt Snedeker	+9	74	77	151
Cut	Ryan Brehm	+9	77	74	151
WD	Carl Yuan	+6	77		77



2024 WM Phoenix Open

TPC Scottsdale (Stadium Course)

Tournament Summary



1	Nick Taylor	-21	60 70 68 65	263	Brian Harman	-3	71 69 69 72	281
2	Charley Hoffman	-21	67 68 64 64	263	65 Bud Cauley	-2	69 68 70 75	282
3	Sam Burns	-18	68 67 67 64	266	66 Byeong Hun An	-1	70 68 75 70	283
	Scottie Scheffler	-18	68 66 66 66	266	Nick Hardy	-1	71 66 68 78	283
5	Sahith Theegala	-17	65 64 69 69	267	Jesse Mueller	-1	71 68 73 71	283
6	Jordan Spieth	-14	68 66 69 67	270	Seamus Power	-1	71 69 74 69	283
	Maverick McNealy	-14	65 67 71 67	270	Sungjae Im	-1	70 70 75 68	283
8	Adam Scott	-13	72 68 65 66	271	71 Matt NeSmith	E	70 69 73 72	284
	Kurt Kitayama	-13	68 67 67 69	271	Min Woo Lee	E	71 69 71 73	284
	Cameron Young	-13	67 67 66 71	271	73 Nicolo Galletti	+2	71 67 74 74	286
	Andrew Novak	-13	65 65 69 72	271	Cut Sam Ryder	-1	69 72	141
12	Si Woo Kim	-12	68 68 69 67	272	Cut Will Gordon	-1	70 71	141
	Justin Thomas	-12	69 65 70 68	272	Cut Stewart Cink	-1	71 70	141
	Doug Ghim	-12	65 68 71 68	272	Cut J.T. Poston	-1	70 71	141
15	Davis Thompson	-11	69 67 70 67	273	Cut Camilo Villegas	-1	70 71	141
	Matt Fitzpatrick	-11	69 66 70 68	273	Cut Cameron Champ	-1	70 71	141
17	Harris English	-10	71 67 65 71	274	Cut Ryan Moore	-1	72 69	141
	Keith Mitchell	-10	69 68 69 68	274	Cut Luke Donald	-1	70 71	141
	Adam Schenk	-10	70 69 70 65	274	Cut Erik van Rooyen	-1	72 69	141
	Tom Kim	-10	74 66 67 67	274	Cut Adam Svensson	-1	71 70	141
	Tom Hoge	-10	70 70 68 66	274	Cut Ryo Hisatsune	-1	73 68	141
22	Brendon Todd	-9	70 68 69 68	275	Cut Luke List	-1	72 69	141
	Hideki Matsuyama	-9	69 68 68 70	275	Cut Andrew Putnam	-1	73 68	141
	Emiliano Grillo	-9	71 68 73 63	275	Cut Aaron Rai	-1	76 65	141
	Justin Suh	-9	68 68 70 69	275	Cut Dylan Wu	-1	76 65	141
	Jhonattan Vegas	-9	67 68 69 71	275	Cut Brandon Wu	E	73 69	142
	Denny McCarthy	-9	72 68 66 69	275	Cut Ben Martin	E	69 73	142
28	Jim Knous	-8	72 66 70 68	276	Cut K.H. Lee	E	74 68	142
	Christiaan Bezuidenhout	-8	67 72 69 68	276	Cut Chad Ramey	E	71 71	142
	Corey Connors	-8	68 69 73 66	276	Cut Scott Stallings	E	70 72	142
	S.H. Kim	-8	67 69 70 70	276	Cut Michael Kim	E	71 71	142
	Thomas Detry	-8	69 68 71 68	276	Cut Kevin Yu	E	69 73	142
	Ben Griffin	-8	72 67 68 69	276	Cut Robert MacIntyre	E	73 69	142
	Hayden Buckley	-8	70 69 67 70	276	Cut Max Homa	E	73 69	142
	Jake Knapp	-8	68 68 71 69	276	Cut J.J. Spaun	E	74 68	142
	Sam Stevens	-8	70 66 70 70	276	Cut Peter Malnati	+1	71 72	143
	Daniel Berger	-8	66 69 72 69	276	Cut Chesson Hadley	+1	73 70	143
	Aaron Baddeley	-8	69 71 68 68	276	Cut Troy Merritt	+1	69 74	143
39	Taylor Moore	-7	69 70 72 66	277	Cut Alexander Björk	+1	68 75	143
	Taylor Montgomery	-7	69 68 67 73	277	Cut Nate Lashley	+1	71 72	143
41	Carson Young	-6	71 67 72 68	278	Cut Victor Perez	+1	74 69	143
	Beau Hossler	-6	72 66 72 68	278	Cut Chris Gotterup	+1	70 73	143
	Billy Horschel	-6	72 67 66 73	278	Cut Greyson Sigg	+2	73 71	144
	Joel Dahmen	-6	69 68 71 70	278	Cut Lee Hodges	+2	71 73	144
	Sami Valimaki	-6	69 70 75 64	278	Cut Austin Eckroat	+2	71 73	144
	Wyndham Clark	-6	72 65 66 75	278	Cut Ben Kohles	+2	75 69	144
	Harry Hall	-6	70 70 67 71	278	Cut Chez Reavie	+3	72 73	145
	Ryan Fox	-6	66 68 75 69	278	Cut Callum Tarren	+3	76 69	145
49	Eric Cole	-5	70 69 70 70	279	Cut Vincent Norrman	+3	75 70	145
	Zac Blair	-5	69 68 73 69	279	Cut Nico Echavarria	+3	76 69	145
	Garrick Higgo	-5	73 67 66 73	279	Cut Lanto Griffin	+3	76 69	145
	Kevin Chappell	-5	72 68 71 68	279	Cut Ben Taylor	+3	72 73	145
53	Martin Laird	-4	69 69 73 69	280	Cut Patton Kizzire	+3	76 69	145
	Tyler Duncan	-4	71 67 71 71	280	Cut J.B. Holmes	+4	76 70	146
	Matt Wallace	-4	75 64 74 67	280	Cut Kevin Stadler	+4	72 74	146
	Justin Lower	-4	71 69 73 67	280	Cut David Lipsky	+4	73 73	146
	Mark Hubbard	-4	70 70 72 68	280	Cut Matti Schmid	+4	75 71	146
	Tyson Alexander	-4	72 68 71 69	280	Cut Joseph Bramlett	+4	73 73	146
	Alex Noren	-4	69 71 70 70	280	Cut Akshay Bhatia	+4	75 71	146
60	Adrien Dumont de Chassart	-3	72 66 71 72	281	Cut Grayson Murray	+4	72 74	146
	Shane Lowry	-3	67 70 68 76	281	Cut Matt Kuchar	+4	75 71	146
	Robby Shelton	-3	69 70 69 73	281	Cut Gary Woodland	+4	79 67	146
	Zach Johnson	-3	70 70 70 71	281	Cut Adam Hadwin	+4	75 71	146



2024 WM Phoenix Open
TPC Scottsdale (Stadium Course)
Tournament Summary



Cut	C.T. Pan	+4	73 73	146
Cut	Rickie Fowler	+6	73 75	148
Cut	Vince Whaley	+8	73 77	150
Cut	Brandt Snedeker	+9	74 77	151
Cut	Ryan Brehm	+9	77 74	151
WD	Carl Yuan	+6	77	77



2024 WM Phoenix Open
(6th of 36 FedExCup Regular Season events)

Scottsdale, Arizona
 TPC Scottsdale

February 8-11, 2024
 Par/Yards: 35-36—71/7,261

Purse: \$8.8 million (\$1.584 million/winner)
FedExCup points: 500 (winner)

Final-Round Notes – Sunday, February 11, 2024

Weather: Sunny. High of 60. Wind W 5-10 mph.

Weather-Related Notes

- With the third round ending at 12:03 p.m., players were not regrouped between the third and final rounds, with tee times running from 10:15 a.m. – 12:15 p.m.; the last time players were not regrouped between the third and final rounds was the 2022 Barbasol Championship
- Preferred lies were in effect all four rounds

Final-Round Leaderboard

Pos.	Player	R1	R2	R3	R4	Total
1	Nick Taylor	60	70	68	65	263 (-21)
2	Charley Hoffman	67	68	64	64	263 (-21)
T3	Sam Burns	68	67	67	64	266 (-18)
T3	Scottie Scheffler	68	66	66	66	266 (-18)
5	Sahith Theegala	65	64	69	69	267 (-17)

Playoff Notes

- Nick Taylor defeats Charley Hoffman with a birdie-3 on the second playoff hole (No. 18) to win the WM Phoenix Open
- 21st playoff in tournament history and the sixth in the last nine years
- Second playoff of the season (Sony Open in Hawaii)
- Playoff records: Taylor (2-0), Hoffman (1-3)

Nick Taylor (1st/-21)

- Picks up his fourth PGA TOUR win in his 260th start at the age of 35 years, 9 months, 28 days
- PGA TOUR wins (4): 2014 Sanderson Farms Championship, 2020 AT&T Pebble Beach Pro-Am, 2023 RBC Canadian Open, 2024 WM Phoenix Open
- Becomes the first player since Tony Finau at the 2023 Mexico Open at Vidanta to win an event the year after finishing runner-up; in 2023, finished two strokes behind champion Scottie Scheffler
- Joins George Knudson (1968) as Canadian winners of the WM Phoenix Open
- Collects 500 points and moves to No. 6 in the FedExCup standings
- Birdied five of his last six holes for the win (Nos. 15, 16 and 18 in regulation; No. 18 twice in the playoff)
- Improves to 2-for-2 when in converting a 54-hole lead/co-lead into victory (2020 AT&T Pebble Beach Pro-Am, 2024 WM Phoenix Open)
- Opened the week by tying the WM Phoenix Open 18-hole scoring record with a career-low 11-under 60
- Five-stroke lead after the first round tied Jim Gallagher, Jr. (1993 TOUR Championship) for the largest 18-hole lead in a stroke-play event on record (1983-present); broke the record for largest 18-hole lead at the WM Phoenix Open (Mickelson/4 strokes/2013); becomes the first 18-hole leader/co-leader to win the event since Rickie Fowler in 2019
- Improves to 2-for-4 when holding the 18-hole lead/co-lead (2019 Shriners Children’s Open/T29, 2020 AT&T Pebble Beach Pro-Am/1st, 2022 Charles Schwab Challenge/T48, 2024 WM Phoenix Open/1st)
- Victory is his second top-10 finish in 10 starts at the WM Phoenix Open (2nd/2023, 1st/2024)

Aon Swing 5

- The top five players not otherwise exempt who earned the most FedExCup points during the Sony Open in Hawaii, The American Express, Farmers Insurance Open and WM Phoenix Open qualify for this week’s Genesis Invitational via the Aon Swing 5.

- Players who qualify through the Aon Swing 5 have until Monday at 5 p.m. ET of tournament week to commit to Signature Events. This category will always fill to five players, so if one of the eligible players does not commit, No. 6 in the standings will earn a spot. Matthieu Pavon does not intend to play The Genesis Invitational, so No. 6 (Justin Thomas) in the Aon Swing 5 standings is expected to qualify. Pavon will not be removed from the standings as he could commit before the deadline.

Player	Aon Swing 5	WMPO	FedExCup Points
Matthieu Pavon	1	DNP	598.563
Grayson Murray	2	MC	500
Christiaan Bezuidenhout	3	T28	323.955
Charley Hoffman	4	2 nd	315.65
Kevin Yu	5	MC	236.667
Justin Thomas	6	T12	205.667

Miscellaneous Notes

- WM Ambassador and four-time PGA TOUR winner **Charley Hoffman** finishes runner-up for the 10th time in his 495th PGA TOUR start; the 47-year-old was attempting to become the oldest winner on TOUR since Phil Mickelson won the 2021 PGA Championship (50 years, 11 months, 7 days)
- World No. 1 **Scottie Scheffler** finishes T3 in bid to become the first player to win the same PGA TOUR event three years in a row since Steve Stricker at the John Deere Classic (2009-11)
- Seeking to win for the fourth straight season on TOUR, **Sam Burns** picks up his second straight top-10 finish at the WM Phoenix Open (T6/2023, T3/2024) and his third straight on TOUR (The American Express/T6, AT&T Pebble Beach Pro-Am/10th, WM Phoenix Open/T3)
- **Sahith Theegala** has held at least a share of the 36- and 54-hole leads two out of the last three seasons at the WM Phoenix Open (T3/2022, 5th/2024); falls to 1-for-4 when carrying the lead/co-lead into the final round on TOUR
- **Wyndham Clark**, winner of last week's AT&T Pebble Beach Pro-Am, finishes T41



2024 WM Phoenix Open
 TPC Scottsdale (Stadium Course)
 Fourth Round Course Statistics



Total For Fourth Round Posting 73 Scores

Hole	Par	Average	Double		Birdies	Pars	Bogeys	Double Triple		Min	Max	Rank	Avg Over	
			Eagles-	Eagles				Bogeys	Bogey+				Under-	Par
1	4	3.890	0	0	17	48	7	1	0	3	6	11	-.110	
2	4	4.027	0	0	13	47	11	2	0	3	6	5	.027	
3	5	4.630	0	2	28	38	5	0	0	3	6	16	-.370	
4	3	2.836	0	0	17	51	5	0	0	2	4	13	-.164	
5	4	3.945	0	0	10	57	6	0	0	3	5	8	-.055	
6	4	3.808	0	0	19	49	5	0	0	3	5	14	-.192	
7	3	3.178	0	0	5	52	14	2	0	2	5	2	.178	
8	4	4.055	0	0	8	53	12	0	0	3	5	4	.055	
9	4	3.849	0	0	18	48	7	0	0	3	5	12	-.151	
OUT	35	34.219	0	2	135	443	72	5	0					
10	4	3.781	0	1	18	50	4	0	0	2	5	15	-.219	
11	4	4.233	0	0	7	43	22	1	0	3	6	1	.233	
12	3	3.110	0	0	8	50	14	1	0	2	5	3	.110	
13	5	4.466	0	3	37	31	1	0	1	3	8	18	-.534	
14	4	4.014	0	0	12	48	13	0	0	3	5	6	.014	
15	5	4.548	0	4	32	30	7	0	0	3	6	17	-.452	
16	3	2.918	0	0	11	57	5	0	0	2	4	10	-.082	
17	4	3.945	0	1	19	40	11	0	2	2	7	8	-.055	
18	4	3.973	0	0	16	43	14	0	0	3	5	7	-.027	
IN	36	34.986	0	9	160	392	91	2	3					
TOT	71	69.205	0	11	295	835	163	7	3					

Round 4

Rounds Below 70	44
Rounds Below Par	52
Rounds Par and Below	59
Rounds At Even Par	7
Rounds Over Par	14
Rounds 80 and Over	0



2024 WM Phoenix Open
 TPC Scottsdale (Stadium Course)
 Fourth Round Course Statistics



Grand Totals Thru Fourth Round Posting 409 Scores

Hole	Par	Average	Double		Birdies	Pars	Bogeys	Double Triple		Min	Max	Rank	Avg Over	
			Eagles-	Eagles				Bogeys	Bogey+				Under-	Par
1	4	3.954	0	0	63	304	40	2	0	3	6	11	-.046	
2	4	4.103	0	1	58	260	80	9	1	2	8	3	.103	
3	5	4.526	0	15	193	174	26	0	1	3	8	17	-.474	
4	3	2.932	0	0	72	293	44	0	0	2	4	13	-.068	
5	4	4.056	0	0	56	281	65	7	0	3	6	7	.056	
6	4	3.949	0	0	70	292	45	2	0	3	6	12	-.051	
7	3	3.127	0	0	32	299	73	4	1	2	6	1	.127	
8	4	4.076	0	0	46	288	73	2	0	3	6	6	.076	
9	4	4.034	0	0	61	277	68	2	1	3	7	8	.034	
OUT	35	34.756	0	16	651	2468	514	28	4					
10	4	3.900	0	1	82	284	41	1	0	2	6	14	-.100	
11	4	4.095	0	0	47	285	68	9	0	3	6	4	.095	
12	3	3.108	0	0	47	281	74	5	2	2	7	2	.108	
13	5	4.479	0	18	199	173	17	1	1	3	8	18	-.521	
14	4	4.093	0	0	51	277	74	6	1	3	7	5	.093	
15	5	4.733	0	10	148	200	45	4	2	3	8	16	-.267	
16	3	2.958	0	0	67	293	48	1	0	2	5	10	-.042	
17	4	3.748	0	4	146	214	42	0	3	2	7	15	-.252	
18	4	4.024	0	0	57	291	56	4	1	3	7	9	.024	
IN	36	35.139	0	33	844	2298	465	31	10					
TOT	71	69.895	0	49	1495	4766	979	59	14					

	Round 1	Round 2	Round 3	Round 4	Total
Rounds Below 70	42	79	32	44	197
Rounds Below Par	61	94	44	52	251
Rounds Par and Below	80	108	54	59	301
Rounds At Even Par	19	14	10	7	50
Rounds Over Par	52	23	19	14	108
Rounds 80 and Over	0	0	0	0	0



2024 WM Phoenix Open
 Final Round Course Statistics Table
 TPC Scottsdale (Stadium Course) TS 7261 yards 35-36--71



Statistic	Round 4	Round 3	Round 2	Round 1
Drive Dist. Leader	325-Wallace	320-Kim	330-Montgomery	325-Champ
Drive Dist. Holes: 13,14				
Longest Drive	359-Burns	362-Hall	383-van Rooyen	376-Spieth
Hole 1	301-An	291-Stevens	339-Stevens	335-Murray
Hole 2	348-Schenk	344-Kim	361-Thomas	371-Duncan
Hole 3	326-Detry	314-Clark	336-Lee	376-Spieth
Hole 4				
Hole 5	359-Burns	337-Montgomery	363-Kim	354-Yuan
Hole 6	344-Knapp	341-Clark	344-Lee	324-Lee
Hole 7				
Hole 8	349-Scheffler	328-Knapp	329-Holmes	325-Clark
Hole 9	332-Burns	362-Hall	336-Chappell	328-Champ
Hole 10	328-Fox	319-Thomas	341-Champ	332-Lee
Hole 11	350-An	316-Vegas	326-Gotterup	375-Norrmann
Hole 12				
Hole 13	356-Lowry	339-Power	331-Im	364-Yuan
Hole 14	318-Clark	330-McNealy	378-Montgomery	320-Burns
Hole 15	340-Lee	356-Hoge	383-van Rooyen	330-Detry
Hole 16				
Hole 17	347-Matsuyama	338-Mueller	339-Gotterup	326-Vegas
Hole 18	339-Hoffman	343-Scott	343-Gotterup	346-Yuan
Most Fairways Hit	12-Schenk, Noren, Valimaki	13-Lowry	13-Galletti	13-Taylor, NeSmith
Most Greens in Regulation	16-Scheffler, Grillo, Hoffman, Hossler, Kim	17-Alexander	17-Matsuyama, An, NeSmith, Novak	18-NeSmith
Approach Prox. To Hole	27' 7"-Scheffler	26' 1"-Kim	22' 10"-Scheffler	26' 7"-Vegas
Longest Putt Made	58' 4"-Schenk	65' 11"-English	67' 4"-Hadley	88' 10"-Fox
Most 1 Putts	11-Wallace	12-McCarthy	12-Young	13-Taylor



2024 WM Phoenix Open TPC Scottsdale (Stadium Course)



Leaders Statistical Summary

Player	Driving Distance	Fairways Hit	Greens In Regulation	APR Shot Prox to Hole	Sand Saves	Putts Made Distance	Strokes Gained Statistics:					Total
							Off the Tee	Approach Green	Around Green	Tee To Green	Putting	
Cameron Young (-13)	299.0 (29)	8/14 -- 57.1% (T69)	12/18 -- 66.7% (T85)	38'2" (84)	2/2 -- 100.0% (T1)	101'5" (14)	1.049 (10)	-0.906 (96)	-0.174 (76)	-0.032 (70)	2.314 (9)	2.282 (T17)
Andrew Novak (-13)	299.1 (27)	8/14 -- 57.1% (T69)	17/18 -- 94.4% (T1)	35'6" (52)	1/1 -- 100.0% (T1)	66'2" (76)	0.768 (30)	2.358 (10)	0.380 (T42)	3.505 (4)	0.777 (38)	4.282 (T3)
Si Woo Kim (-12)	291.6 (55)	12/14 -- 85.7% (T2)	13/18 -- 72.2% (T58)	37'0" (68)	2/2 -- 100.0% (T1)	119'6" (7)	0.963 (21)	-0.936 (97)	0.419 (39)	0.445 (58)	0.837 (37)	1.282 (T30)
Justin Thomas (-12)	277.3 (114)	9/14 -- 64.3% (T35)	13/18 -- 72.2% (T58)	40'8" (100)	0/2 -- 0.0% (T63)	90'5" (28)	1.365 (4)	0.053 (63)	0.821 (26)	2.238 (15)	2.044 (12)	4.282 (T3)
Doug Ghim (-12)	287.1 (75)	6/14 -- 42.9% (T117)	15/18 -- 83.3% (T17)	32'2" (30)	0/1 -- 0.0% (T63)	75'0" (58)	-0.789 (106)	3.382 (3)	-1.183 (120)	1.409 (32)	-0.127 (78)	1.282 (T30)
Davis Thompson (-11)	290.1 (66)	8/14 -- 57.1% (T69)	16/18 -- 88.9% (T5)	33'10" (42)	0/1 -- 0.0% (T63)	61'4" (92)	0.394 (53)	1.414 (21)	0.440 (38)	2.247 (14)	0.035 (70)	2.282 (T17)
ROUND 1												
Charley Hoffman (-21)	304.3 (24)	9/14 -- 64.3% (T32)	15/18 -- 83.3% (T9)	27'3" (2)	1/1 -- 100.0% (T1)	77'8" (49)	0.199 (62)	3.203 (5)	-0.039 (66)	3.363 (10)	0.531 (44)	3.894 (T8)
Nick Taylor (-21)	284.7 (102)	13/14 -- 92.9% (T1)	16/18 -- 88.9% (T5)	33'6" (17)	1/1 -- 100.0% (T1)	184'1" (1)	2.206 (1)	1.464 (23)	0.076 (55)	3.746 (8)	7.148 (1)	10.894 (1)
Sam Burns (-18)	311.9 (8)	7/14 -- 50.0% (T79)	13/18 -- 72.2% (T50)	41'10" (67)	1/2 -- 50.0% (T44)	90'1" (29)	1.358 (T13)	0.083 (68)	-0.474 (91)	0.967 (50)	1.927 (17)	2.894 (T14)
Scottie Scheffler (-18)	298.6 (50)	9/14 -- 64.3% (T32)	17/18 -- 94.4% (T2)	36'0" (25)	0/2 -- 0.0% (T74)	126'9" (5)	1.609 (8)	1.270 (28)	-0.594 (100)	2.285 (21)	0.609 (43)	2.894 (T14)
Sahith Theegala (-17)	289.3 (83)	8/14 -- 57.1% (T53)	13/18 -- 72.2% (T50)	41'11" (68)	2/3 -- 66.7% (T36)	74'11" (T52)	0.509 (46)	1.374 (25)	1.889 (6)	3.772 (7)	2.122 (13)	5.894 (T2)
Jordan Spieth (-14)	311.0 (13)	9/14 -- 64.3% (T32)	15/18 -- 83.3% (T9)	46'4" (95)	1/2 -- 50.0% (T44)	88'4" (T30)	1.553 (10)	-2.261 (120)	1.904 (5)	1.196 (41)	1.698 (24)	2.894 (T14)
Maverick McNealy (-14)	302.9 (33)	8/14 -- 57.1% (T53)	15/18 -- 83.3% (T9)	30'4" (6)	1/2 -- 50.0% (T44)	73'11" (54)	0.946 (28)	3.456 (3)	1.704 (9)	6.106 (1)	-0.212 (70)	5.894 (T2)
Adam Scott (-13)	299.7 (45)	7/14 -- 50.0% (T79)	13/18 -- 72.2% (T50)	30'3" (5)	2/3 -- 66.7% (T36)	91'6" (28)	-0.151 (80)	-0.736 (T86)	-0.918 (113)	-1.805 (106)	0.699 (39)	-1.106 (T81)
Kurt Kitayama (-13)	305.4 (22)	10/14 -- 71.4% (T12)	14/18 -- 77.8% (T26)	36'2" (28)	1/1 -- 100.0% (T1)	66'11" (71)	1.595 (9)	0.711 (T46)	0.368 (40)	2.674 (18)	0.220 (51)	2.894 (T14)
Cameron Young (-13)	300.3 (41)	9/14 -- 64.3% (T32)	14/18 -- 77.8% (T26)	41'1" (62)	1/2 -- 50.0% (T44)	74'11" (T52)	1.681 (7)	1.950 (17)	-0.897 (T110)	2.734 (17)	1.160 (32)	3.894 (T8)
Andrew Novak (-13)	290.9 (77)	6/14 -- 42.9% (T100)	15/18 -- 83.3% (T9)	36'3" (29)	0/0 -- 0.0% (T74)	101'11" (16)	0.154 (63)	2.327 (12)	0.706 (30)	3.187 (12)	2.707 (5)	5.894 (T2)
Si Woo Kim (-12)	290.7 (78)	12/14 -- 85.7% (T3)	14/18 -- 77.8% (T26)	44'1" (82)	1/2 -- 50.0% (T44)	54'1" (104)	1.348 (15)	0.587 (50)	1.057 (21)	2.992 (13)	-0.098 (64)	2.894 (T14)
Justin Thomas (-12)	295.1 (61)	5/14 -- 35.7% (T116)	13/18 -- 72.2% (T50)	41'5" (64)	1/2 -- 50.0% (T44)	56'6" (92)	0.751 (36)	1.644 (21)	0.568 (34)	2.963 (14)	-1.069 (99)	1.894 (T23)
Doug Ghim (-12)	299.7 (46)	12/14 -- 85.7% (T3)	17/18 -- 94.4% (T2)	40'2" (57)	0/0 -- 0.0% (T74)	123'8" (6)	1.999 (3)	0.177 (65)	1.908 (4)	4.084 (3)	1.810 (20)	5.894 (T2)
Davis Thompson (-11)	311.0 (12)	7/14 -- 50.0% (T79)	14/18 -- 77.8% (T26)	28'5" (3)	0/0 -- 0.0% (T74)	70'11" (59)	-0.295 (85)	2.869 (6)	-0.308 (83)	2.266 (22)	-0.372 (77)	1.894 (T23)





2024 WM Phoenix Open
Official Tour Money List



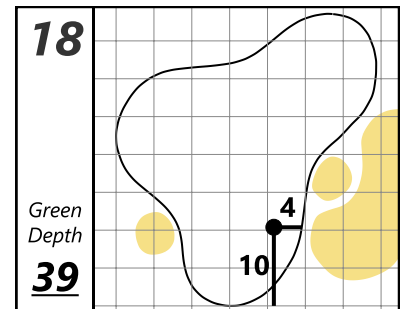
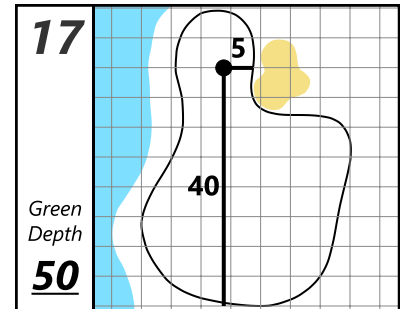
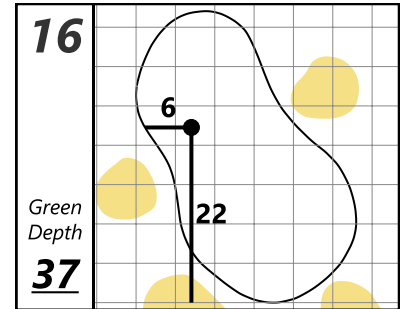
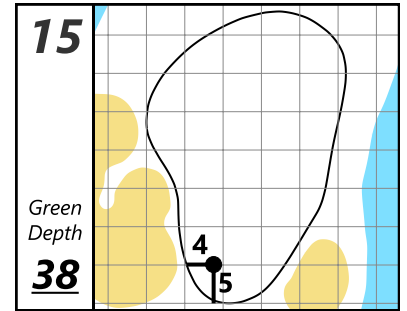
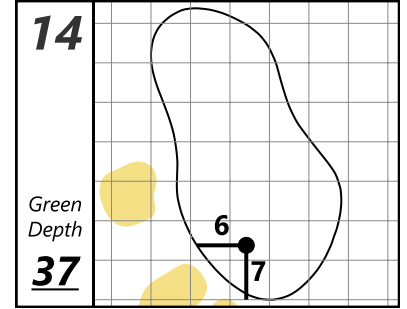
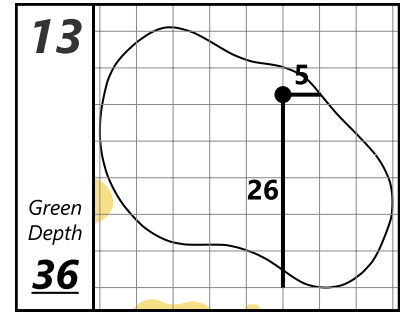
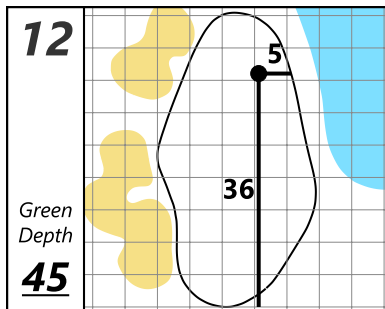
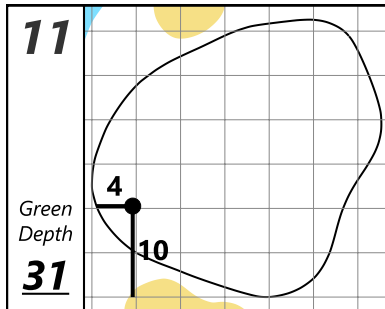
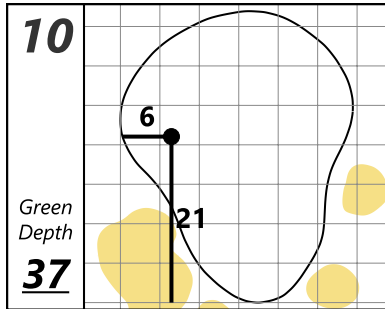
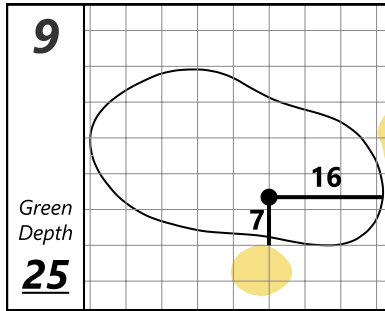
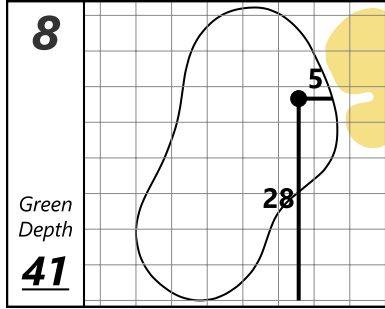
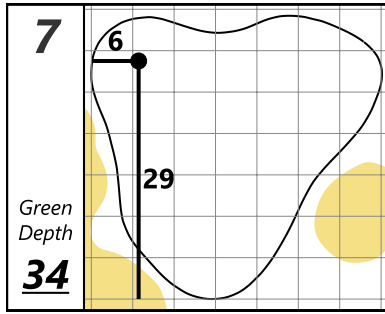
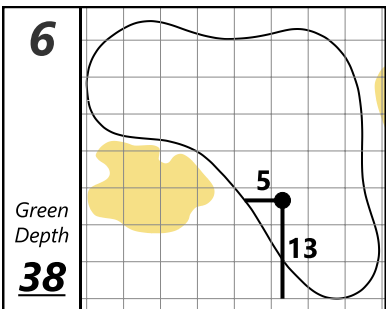
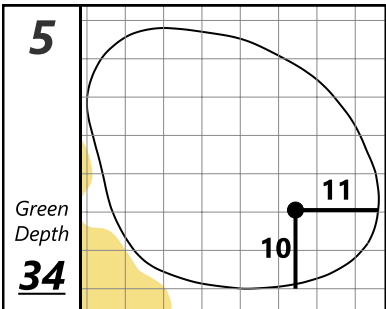
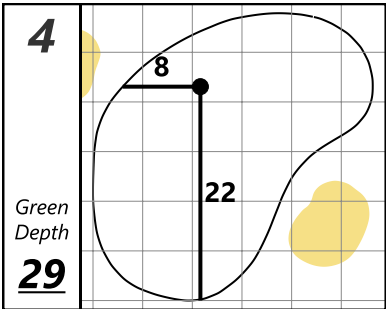
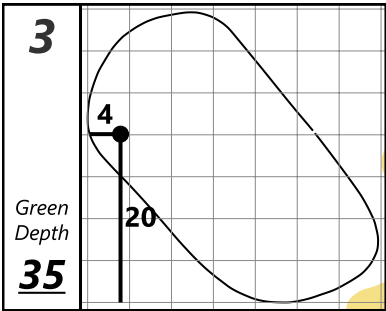
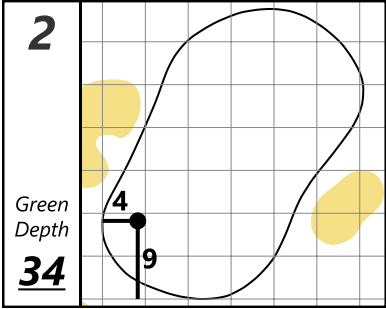
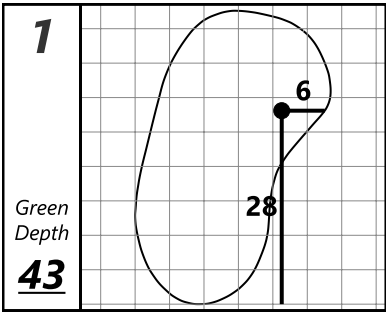
1	Chris Kirk	\$	3,873,606	51	Taylor Montgomery	\$	437,856
2	Wyndham Clark	\$	3,804,924	52	Maverick McNealy	\$	436,767
3	Matthieu Pavon	\$	3,274,778	53	Luke List	\$	403,220
4	Sahith Theegala	\$	2,750,213	54	Cameron Young	\$	396,100
5	Ludvig Åberg	\$	2,503,001	55	Ben Griffin	\$	390,101
6	Scottie Scheffler	\$	1,984,500	56	Andrew Putnam	\$	389,405
7	Nick Taylor	\$	1,933,133	57	Adam Schenk	\$	381,020
8	Byeong Hun An	\$	1,838,717	58	Michael Kim	\$	376,763
9	Christiaan Bezuidenhout	\$	1,775,333	59	Carl Yuan	\$	373,500
10	Jordan Spieth	\$	1,738,125	60	Denny McCarthy	\$	369,578
11	Grayson Murray	\$	1,529,313	61	Hideki Matsuyama	\$	367,795
12	Sam Burns	\$	1,478,000	62	Doug Ghim	\$	343,536
13	Justin Thomas	\$	1,465,100	63	Peter Malnati	\$	322,500
14	Xander Schauffele	\$	1,444,350	64	Cam Davis	\$	309,584
15	J.T. Poston	\$	1,413,808	65	Ryo Hisatsune	\$	307,026
16	Keegan Bradley	\$	1,290,230	66	Tom Kim	\$	300,025
17	Jason Day	\$	1,218,280	67	Corey Connors	\$	291,217
18	Nicolai Højgaard	\$	1,087,625	68	Brendon Todd	\$	278,134
19	Mark Hubbard	\$	1,042,656	69	Taylor Moore	\$	277,037
20	Thomas Detry	\$	1,032,830	70	Davis Thompson	\$	273,912
21	Tom Hoge	\$	1,016,540	71	Viktor Hovland	\$	258,250
22	Collin Morikawa	\$	1,013,000	72	Alex Noren	\$	254,222
23	Charley Hoffman	\$	1,005,453	73	Andrew Novak	\$	248,600
24	Kevin Yu	\$	977,600	74	Alexander Björk	\$	230,370
25	Patrick Cantlay	\$	945,794	75	S.H. Kim	\$	226,366
26	Eric Cole	\$	917,401	76	Mackenzie Hughes	\$	223,705
27	Brian Harman	\$	858,550	77	Adam Svensson	\$	206,608
28	Emiliano Grillo	\$	843,721	78	Nico Echavarria	\$	206,324
29	Sungjae Im	\$	808,185	79	Will Zalatoris	\$	202,316
30	Si Woo Kim	\$	770,143	80	Seamus Power	\$	198,536
31	Harris English	\$	707,305	81	Nick Hardy	\$	195,212
32	Adam Hadwin	\$	701,175	82	Bronson Burgoon	\$	186,490
33	Beau Hossler	\$	680,359	83	Carson Young	\$	183,044
34	Patrick Rodgers	\$	656,395	84	Lucas Glover	\$	178,750
35	Stephan Jaeger	\$	637,431	85	Tommy Fleetwood	\$	168,625
36	Akshay Bhatia	\$	629,921	86	Sam Stevens	\$	167,319
37	Sepp Straka	\$	593,800	T87	Jimmy Stanger	\$	164,500
38	Justin Rose	\$	579,932	T87	Chan Kim	\$	164,500
39	Jake Knapp	\$	546,932	89	Tom Whitney	\$	156,536
40	Kurt Kitayama	\$	526,870	90	Brandon Wu	\$	154,959
41	Matt Fitzpatrick	\$	514,700	91	Patton Kizzire	\$	153,135
42	Erik van Rooyen	\$	514,084	92	Greyson Sigg	\$	149,730
43	Tony Finau	\$	512,587	93	Min Woo Lee	\$	145,426
44	Max Homa	\$	512,098	94	Billy Horschel	\$	136,506
45	Nate Lashley	\$	477,000	95	Alex Smalley	\$	132,370
46	Tyrrell Hatton	\$	473,385	96	Austin Eckroat	\$	129,943
47	Keith Mitchell	\$	466,751	97	Ben Silverman	\$	126,442
48	Russell Henley	\$	466,250	98	Matt Wallace	\$	126,300
49	Adam Scott	\$	458,933	99	Sam Ryder	\$	125,189
50	Taylor Pendrith	\$	445,825	100	K.H. Lee	\$	108,731



2024 WM Phoenix Open
Official Tour Money List



101	Robby Shelton	\$	104,303	T150	Paul Barjon	\$	34,020
102	Zac Blair	\$	103,531	152	Nick Dunlap	\$	32,000
T103	Rafael Campos	\$	102,330	153	Ryan Fox	\$	30,404
T103	Ryan Brehm	\$	102,330	154	Kevin Chappell	\$	22,396
105	Rickie Fowler	\$	100,857	T155	Chris Gotterup	\$	21,990
106	Chandler Phillips	\$	99,942	T155	Kevin Dougherty	\$	21,990
107	Justin Suh	\$	99,323	157	Martin Laird	\$	20,529
108	Justin Lower	\$	99,098	158	Chez Reavie	\$	20,454
109	Joe Highsmith	\$	95,955	159	Robert MacIntyre	\$	19,771
110	Aaron Baddeley	\$	93,050	160	Max Greyserman	\$	19,404
111	Scott Stallings	\$	92,175	161	Ben Taylor	\$	19,080
112	Lee Hodges	\$	89,250	162	Bud Cauley	\$	18,920
113	Webb Simpson	\$	87,555	163	Francesco Molinari	\$	17,820
114	Daniel Berger	\$	87,020	T164	Chad Ramey	\$	16,920
115	Davis Riley	\$	87,000	T164	Brandt Snedeker	\$	16,920
116	Joseph Bramlett	\$	86,033	166	Martin Trainer	\$	16,019
117	Hayden Buckley	\$	85,750	167	Norman Xiong	\$	15,521
118	Shane Lowry	\$	85,711		Cameron Champ		
119	Chesson Hadley	\$	85,667		Matti Schmid		
120	Tyler Duncan	\$	84,154		Callum Tarren		
121	Zach Johnson	\$	83,428		Victor Perez		
122	Parker Coody	\$	82,282		Tyler McCumber		
123	Jhonattan Vegas	\$	82,133		David Lipsky		
124	Camilo Villegas	\$	76,064		Paul Haley II		
125	Vincent Norrman	\$	70,340		David Lingmerth		
126	Matt Kuchar	\$	70,125		Thorbjørn Olesen		
127	Lanto Griffin	\$	69,700		Adrian Meronk		
128	Aaron Rai	\$	68,767		Jorge Campillo		
T129	Troy Merritt	\$	67,645		Gary Woodland		
T129	Stewart Cink	\$	67,645		C.T. Pan		
131	Trace Crowe	\$	66,263		Kevin Streelman		
132	Ben Martin	\$	59,454		J.B. Holmes		
133	Sami Valimaki	\$	58,934		Kevin Stadler		
134	Harry Hall	\$	56,317		Ryan Moore		
135	Matt NeSmith	\$	52,452		Luke Donald		
136	Jacob Bridgeman	\$	52,290		Stan Utley		
137	Hayden Springer	\$	50,175				
138	Erik Barnes	\$	48,984				
139	Dylan Wu	\$	47,903				
140	Joel Dahmen	\$	47,004				
141	Vince Whaley	\$	45,780				
142	Alejandro Tosti	\$	45,462				
143	Will Gordon	\$	43,805				
144	Ben Kohles	\$	43,475				
145	J.J. Spaun	\$	42,500				
146	Tyson Alexander	\$	40,869				
147	Garrick Higgo	\$	37,668				
148	Adrien Dumont de Chassast	\$	36,998				
149	Rory McIlroy	\$	35,313				
T150	Harrison Endycott	\$	34,020				



WM Phoenix Open

TPC Scottsdale (Stadium Course)



2024 WM Phoenix Open
 TPC Scottsdale (Stadium Course)
 Final Round Groupings and Starting Times
 Sunday, February 11, 2024



TEE	#1						
10:15		Adrien Dumont de Chassart	Villers la Ville, Belgium	72	66	71	209
		Jim Knous	Basalt, CO	72	66	70	208
		Martin Laird	Glasgow, Scotland	69	69	73	211
10:25		Tyler Duncan	Columbus, IN	71	67	71	209
		Byeong Hun An	South Korea	70	68	75	213
		Beau Hossler	Mission Viejo, CA	72	66	72	210
10:35		Taylor Montgomery	Las Vegas, NV	69	68	67	204
		Joel Dahmen	Clarkston, WA	69	68	71	208
		Shane Lowry	County Offaly, Ireland	67	70	68	205
10:45		Hideki Matsuyama	Sendai, Japan	69	68	68	205
		Nick Hardy	Northbrook, IL	71	66	68	205
		Corey Connors	Listowel, ON, Canada	68	69	73	210
10:55		Zac Blair	Orem, UT	69	68	73	210
		Keith Mitchell	Chattanooga, TN	69	68	69	206
		Wyndham Clark	Denver, CO	72	65	66	203
11:05		S.H. Kim	South Korea	67	69	70	206
		Bud Cauley	Palm Beach Gardens, FL	69	68	70	207
		Thomas Detry	Brussels, Belgium	69	68	71	208
11:15		Justin Suh	San Jose, CA	68	68	70	206
		Jake Knapp	Costa Mesa, CA	68	68	71	207
		Davis Thompson	St. Simons Island, GA	69	67	70	206
11:25		Matt Fitzpatrick	Sheffield, England	69	66	70	205
		Sam Stevens	Wichita, KS	70	66	70	206
		Si Woo Kim	Seoul, South Korea	68	68	69	205
11:35		Sam Burns	Shreveport, LA	68	67	67	202
		Daniel Berger	Jupiter, FL	66	69	72	207
		Jhonattan Vegas	Maturin, Venezuela	67	68	69	204
11:45		Jordan Spieth	Dallas, TX	68	66	69	203
		Charley Hoffman	Rancho Santa Fe, CA	67	68	64	199
		Kurt Kitayama	Chico, CA	68	67	67	202
11:55		Justin Thomas	Louisville, KY	69	65	70	204
		Cameron Young	Scarborough, NY	67	67	66	200
		Ryan Fox	New Zealand	66	68	75	209
12:05		Maverick McNealy	Las Vegas, NV	65	67	71	203
		Doug Ghim	Arlington Heights, IL	65	68	71	204
		Scottie Scheffler	Dallas, TX	68	66	66	200
12:15		Sahith Theegala	Chino Hills, CA	65	64	69	198
		Andrew Novak	Sea Island, GA	65	65	69	199
		Nick Taylor	Abbotsford, B.C., Canada	60	70	68	198





2024 WM Phoenix Open
 TPC Scottsdale (Stadium Course)
 Final Round Groupings and Starting Times
 Sunday, February 11, 2024



TEE	#10					
10:15	Carson Young	Greenville, SC	71	67	72	210
	Harris English	Sea Island, GA	71	67	65	203
	Brendon Todd	Athens, GA	70	68	69	207
10:25	Nicolo Galletti	Tempe, AZ	71	67	74	212
	Taylor Moore	Edmond, OK	69	70	72	211
	Billy Horschel	Ponte Vedra Beach, FL	72	67	66	205
10:35	Matt NeSmith	Aiken, SC	70	69	73	212
	Christiaan Bezuidenhout	Kempton Park, South Africa	67	72	69	208
	Robby Shelton	Wilmer, AL	69	70	69	208
10:45	Sami Valimaki	Nokia, Finland	69	70	75	214
	Jesse Mueller	Phoenix, AZ	71	68	73	212
	Eric Cole	Tequesta, FL	70	69	70	209
10:55	Emiliano Grillo	Argentina	71	68	73	212
	Adam Schenk	Vincennes, IN	70	69	70	209
	Matt Wallace	England	75	64	74	213
11:05	Ben Griffin	Chapel Hill, NC	72	67	68	207
	Hayden Buckley	Alpharetta, GA	70	69	67	206
	Harry Hall	Cornwall, England	70	70	67	207
11:15	Min Woo Lee	Perth, Australia	71	69	71	211
	Adam Scott	Gold Coast, Queensland, Australia	72	68	65	205
	Seamus Power	Waterford, Ireland	71	69	74	214
11:25	Zach Johnson	Cedar Rapids, IA	70	70	70	210
	Justin Lower	Canal Fulton, OH	71	69	73	213
	Mark Hubbard	Denver, CO	70	70	72	212
11:35	Tyson Alexander	Gainesville, FL	72	68	71	211
	Aaron Baddeley	Melbourne, Australia	69	71	68	208
	Alex Noren	Stockholm, Sweden	69	71	70	210
11:45	Brian Harman	Sea Island, GA	71	69	69	209
	Tom Kim	Seoul, South Korea	74	66	67	207
	Sungjae Im	Jeju-Si, Jeju-do, South Korea	70	70	75	215
11:55	Tom Hoge	Fargo, ND	70	70	68	208
	Garrick Higgo	Stellenbosch, South Africa	73	67	66	206
12:05	Denny McCarthy	Jupiter, FL	72	68	66	206
	Kevin Chappell	Fresno, CA	72	68	71	211



2024 WM Phoenix Open Top Players



Course	Hole	1	2	3	4	5	6	7	8	9	Out	10	11	12	13	14	15	16	17	18	In	Total
TS TPC Scottsdale (Stadium)	Par	4	4	5	3	4	4	3	4	4	35	4	4	3	5	4	5	3	4	4	36	71

1	Nick Taylor	Course	DD1	DD2	FH	GIR	SH	SS	PT	Out	Strokes Gained Statistics						TOT							
											OTT	APR	ARG	T2G	PUT	TOT								
		TS Round 1	303	267	13	16	1	1	23		2.206	1.464	0.076	3.746	7.148	10.894								
		TS Round 2	287	296	7	13	1	1	31		-0.692	-0.422	1.013	-0.102	-0.616	-0.718								
		TS Round 3	287	311	10	16	0	0	33		0.656	0.941	1.168	2.765	-0.888	1.877								
		TS Round 4	310	289	6	14	0	0	26		-2.062	3.151	-0.178	0.912	3.293	4.205								
		TS Round 1		③ ③ ④	3	③ 4	3	③ ③	29	4	③ ②	④ 4	5	② 4	③	31	60							
		TS Round 2		⑤ 4 5	3	4 4	3	4 4	36	③ 4	3	5	4 5	3	③ 4	34	70							
		TS Round 3		4 4 5	3	③ 4	④ 4	⑤	36	4	③ 3	④ 4	④	3	③ 4	32	68							
		TS Round 4		4 4 5	3	4 ③	② 4	③	32	4	4 3	5	4 ④	② 4	③	33	65	263						

2	Charley Hoffman	Course	DD1	DD2	FH	GIR	SH	SS	PT	Out	Strokes Gained Statistics						TOT							
											OTT	APR	ARG	T2G	PUT	TOT								
		TS Round 1	335	274	9	15	1	1	30		0.199	3.203	-0.039	3.363	0.531	3.894								
		TS Round 2	295	302	10	14	1	0	30		1.147	-1.048	0.178	0.276	1.006	1.282								
		TS Round 3	286	304	10	14	1	1	25		0.980	1.840	-0.100	2.720	3.157	5.877								
		TS Round 4	301	288	8	16	1	0	28		0.090	3.022	-0.379	2.734	2.471	5.205								
		TS Round 1		4 ③ ④	3	4 ③	3	4 4	32	4	③ 3	④ 4	⑥	3	4 4	35	67							
		TS Round 2		③ ⑤ 5	3	4 4	3	4 ③	34	⑤ 4	②	④ ③	5	3	③ ⑤	34	68							
		TS Round 3		4 ③ ④	3	③ 4	3	4 ⑤	33	4	4 3	④ 4	④	② ③ ③	31	64								
		TS Round 4		4 ③ 5	3	4 ③	3	③ 4	32	③ 4	④	③ ③ ④	3	4 4	32	64	263							

3	Sam Burns	Course	DD1	DD2	FH	GIR	SH	SS	PT	Out	Strokes Gained Statistics						TOT							
											OTT	APR	ARG	T2G	PUT	TOT								
		TS Round 1	304	320	7	13	2	1	29		1.358	0.083	-0.474	0.967	1.927	2.894								
		TS Round 2	275	305	9	15	2	1	30		0.969	-0.077	0.139	1.030	1.252	2.282								
		TS Round 3	304	324	12	16	1	0	32		2.603	1.696	-1.210	3.089	-0.212	2.877								

Strokes Gained Legend: OTT = Off the Tee APR = Approach the Green ARG = Around the Green T2G = Tee to Green PUT = Putting TOT = Total Strokes Gained



2024 WM Phoenix Open Top Players



Course	Hole	1	2	3	4	5	6	7	8	9	Out	10	11	12	13	14	15	16	17	18	In	Total
TS TPC Scottsdale (Stadium)	Par	4	4	5	3	4	4	3	4	4	35	4	4	3	5	4	5	3	4	4	36	71

TS	Round 4	302	314	10	14	3	2	26				1.516	1.465	0.959	3.941	1.264	5.205						
TS	Round 1	③	4	5	3	4	4	4	④	③	4	34	③	4	3	5	4	④	3	4	4	34	68
TS	Round 2	4	⑤	5	3	4	4	3	4	4	36	4	4	②	④	③	④	3	③	4	31	67	
TS	Round 3	4	4	5	3	4	③	3	4	4	34	4	③	3	5	4	④	3	③	4	33	67	
TS	Round 4	③	③	5	3	4	③	3	⑤	4	33	③	③	3	③	4	5	3	4	③	31	64	266

Scottie Scheffler -18

Course	DD1	DD2	FH	GIR	SH	SS	PT	Strokes Gained Statistics						TOT								
	OTT	APR	ARG	T2G	PUT	TOT																
TS Round 1	311	286	9	17	2	0	33	1.609	1.270	-0.594	2.285	0.609	2.894									
TS Round 2	264	294	8	13	0	0	27	0.862	2.061	-0.266	2.656	0.626	3.282									
TS Round 3	284	299	8	15	4	1	28	0.927	1.588	0.418	2.933	0.944	3.877									
TS Round 4	327	283	9	16	0	0	31	1.188	4.398	-0.620	4.967	-1.762	3.205									
TS Round 1	⑤	③	④	3	4	4	3	4	4	34	4	4	④	5	③	5	3	③	③	34	68	
TS Round 2	4	③	④	3	4	③	3	③	4	31	4	4	3	5	4	④	3	4	4	35	66	
TS Round 3	4	⑤	④	3	4	4	3	4	③	34	③	③	②	④	⑤	5	②	③	⑤	32	66	
TS Round 4	4	③	④	②	③	4	④	③	4	31	4	③	3	5	⑤	5	②	4	4	35	66	266

5 Sahith Theegala -17

Course	DD1	DD2	FH	GIR	SH	SS	PT	Strokes Gained Statistics						TOT							
	OTT	APR	ARG	T2G	PUT	TOT															
TS Round 1	317	262	8	13	3	2	26	0.509	1.374	1.889	3.772	2.122	5.894								
TS Round 2	302	280	9	16	0	0	28	0.785	2.937	-0.242	3.479	1.803	5.282								
TS Round 3	292	327	8	15	3	1	32	0.647	1.565	-1.043	1.169	-0.292	0.877								
TS Round 4	307	305	8	12	1	0	29	0.692	-0.278	-0.100	0.315	-0.110	0.205								
TS Round 1	4	③	④	②	⑤	③	3	4	4	32	③	4	②	5	4	④	3	4	4	33	65
TS Round 2	4	③	④	②	4	4	3	4	4	32	⑤	③	3	④	③	④	3	③	4	32	64
TS Round 3	⑤	⑤	5	②	4	4	3	4	4	36	③	4	3	④	4	5	3	③	4	33	69

Strokes Gained Legend: OTT = Off the Tee APR = Approach the Green ARG = Around the Green T2G = Tee to Green PUT = Putting TOT = Total Strokes Gained





2024 WM Phoenix Open
Top Players



Course	Hole	1	2	3	4	5	6	7	8	9	Out	10	11	12	13	14	15	16	17	18	In	Total
TS TPC Scottsdale (Stadium)	Par	4	4	5	3	4	4	3	4	4	35	4	4	3	5	4	5	3	4	4	36	71

TS	Round 4	4	4	5	3	4	4	3	③	4	34	③	4	4	5	4	5	②	4	4	35	69	267
----	---------	---	---	---	---	---	---	---	---	---	----	---	---	---	---	---	---	---	---	---	----	----	-----

6 Jordan Spieth -14

Course	DD1	DD2	FH	GIR	SH	SS	PT	Strokes Gained Statistics						TOT								
								OTT	APR	ARG	T2G	PUT	TOT									
TS Round 1	340	282	9	15	2	1	30	1.553	-2.261	1.904	1.196	1.698	2.894									
TS Round 2	302	278	10	13	0	0	26	0.735	-0.756	1.290	1.268	2.014	3.282									
TS Round 3	276	313	10	11	4	3	28	1.044	-1.849	0.708	-0.097	0.974	0.877									
TS Round 4	302	304	6	14	1	1	29	-0.455	1.665	0.608	1.819	0.386	2.205									
TS Round 1	4	4	④	3	4	4	3	4	4	34	4	③	3	④	4	⑥	④	③	③	34	68	
TS Round 2	4	4	5	3	③	4	3	⑤	⑤	36	③	4	②	④	4	④	3	②	4	30	66	
TS Round 3	4	4	④	3	⑤	4	3	③	③	33	4	4	3	5	4	④	④	4	4	36	69	
TS Round 4	③	4	④	3	4	③	3	⑤	4	33	4	4	3	④	4	④	3	4	4	34	67	270

Maverick McNealy -14

Course	DD1	DD2	FH	GIR	SH	SS	PT	Strokes Gained Statistics						TOT								
								OTT	APR	ARG	T2G	PUT	TOT									
TS Round 1	305	301	8	15	2	1	27	0.946	3.456	1.704	6.106	-0.212	5.894									
TS Round 2	311	279	9	13	0	0	28	0.682	-0.364	1.664	1.981	0.301	2.282									
TS Round 3	295	330	10	12	1	1	30	0.531	-1.510	0.129	-0.850	-0.273	-1.123									
TS Round 4	313	275	6	14	1	0	28	-0.456	0.958	-0.034	0.469	1.736	2.205									
TS Round 1	4	⑤	④	②	4	③	3	4	③	32	4	4	④	③	4	5	3	③	③	33	65	
TS Round 2	4	4	④	3	4	③	3	⑤	③	33	③	4	3	④	⑤	5	3	③	4	34	67	
TS Round 3	4	4	5	④	⑤	4	3	4	③	36	4	4	3	④	4	5	3	4	4	35	71	
TS Round 4	③	4	5	3	4	4	3	③	⑤	34	③	4	3	④	4	④	3	4	4	33	67	270

8 Adam Scott -13

Course	DD1	DD2	FH	GIR	SH	SS	PT	Strokes Gained Statistics					
								OTT	APR	ARG	T2G	PUT	TOT
TS Round 1	293	306	7	13	3	2	32	-0.151	-0.736	-0.918	-1.805	0.699	-1.106
TS Round 2	291	312	10	15	1	0	31	0.131	1.898	0.603	2.631	-1.349	1.282

Strokes Gained Legend: OTT = Off the Tee APR = Approach the Green ARG = Around the Green T2G = Tee to Green PUT = Putting TOT = Total Strokes Gained





2024 WM Phoenix Open Top Players



Course	Hole	1	2	3	4	5	6	7	8	9	Out	10	11	12	13	14	15	16	17	18	In	Total
TS TPC Scottsdale (Stadium)	Par	4	4	5	3	4	4	3	4	4	35	4	4	3	5	4	5	3	4	4	36	71

TS	Round 3	300	286	8	16	2	2	29				0.547	3.251	0.917	4.715	0.162	4.877										
TS	Round 4	312	310	10	14	1	0	28				1.222	2.125	-2.302	1.046	2.159	3.205										
TS	Round 1		4	4	5	3	4	4	4	3	4	3	4	3	5	4	6	3	4	5	3	4	5	37	72		
TS	Round 2		4	4	5	3	4	4	2	4	4	4	4	2	4	5	3	4	4	3	4	4	3	4	34	68	
TS	Round 3		4	4	5	2	3	4	3	4	3	3	4	3	5	4	4	3	3	4	3	3	4	3	33	65	
TS	Round 4		3	4	4	2	4	5	3	4	3	4	4	2	5	4	3	3	5	4	3	5	4	3	34	66	271

Kurt Kitayama

-13

Strokes Gained Statistics

Course	DD1	DD2	FH	GIR	SH	SS	PT	OTT	APR	ARG	T2G	PUT	TOT														
TS Round 1	326	285	10	14	1	1	29	1.595	0.711	0.368	2.674	0.220	2.894														
TS Round 2	298	317	7	13	0	0	27	0.490	-0.326	-1.370	-1.207	3.489	2.282														
TS Round 3	302	310	7	12	2	2	29	1.730	-0.254	1.210	2.686	0.191	2.877														
TS Round 4	320	282	6	12	3	0	28	0.177	-0.200	-0.357	-0.379	0.584	0.205														
TS Round 1		4	4	4	2	4	4	3	4	4	3	4	4	33	4	4	3	4	5	3	4	4	3	35	68		
TS Round 2		3	4	4	3	4	4	3	4	3	4	3	5	4	4	4	2	4	4	4	5	3	5	4	35	67	
TS Round 3		4	4	4	3	4	4	3	4	4	3	4	3	4	4	4	3	4	5	3	3	4	4	3	33	67	
TS Round 4		3	4	4	3	4	4	3	4	3	4	3	5	4	5	5	2	4	5	4	4	5	4	3	37	69	271

Cameron Young

-13

Strokes Gained Statistics

Course	DD1	DD2	FH	GIR	SH	SS	PT	OTT	APR	ARG	T2G	PUT	TOT													
TS Round 1	302	298	9	14	2	1	28	1.681	1.950	-0.897	2.734	1.160	3.894													
TS Round 2	298	300	8	12	2	2	25	1.049	-0.906	-0.174	-0.032	2.314	2.282													
TS Round 3	294	297	8	16	1	1	31	0.324	1.639	0.354	2.317	1.560	3.877													
TS Round 4	298	307	10	12	3	1	29	0.917	-1.178	-1.712	-1.972	0.177	-1.795													
TS Round 1		3	4	4	3	3	4	3	4	5	4	3	4	4	33	3	4	3	5	4	4	3	4	34	67	
TS Round 2		4	4	4	3	4	4	3	4	3	4	3	3	3	33	4	5	4	4	4	4	3	3	3	34	67

Strokes Gained Legend: OTT = Off the Tee APR = Approach the Green ARG = Around the Green T2G = Tee to Green PUT = Putting TOT = Total Strokes Gained





2024 WM Phoenix Open Top Players



Course	Hole	1	2	3	4	5	6	7	8	9	Out	10	11	12	13	14	15	16	17	18	In	Total
TS TPC Scottsdale (Stadium)	Par	4	4	5	3	4	4	3	4	4	35	4	4	3	5	4	5	3	4	4	36	71

TS	Round 3	4	4	④	3	4	4	3	③	⑤	34	4	4	②	④	4	④	3	③	4	32	66	
TS	Round 4	③	4	5	④	4	4	⑤	4	4	37	③	4	④	5	4	5	②	③	4	34	71	271

Andrew Novak

-13

Strokes Gained Statistics

Course	DD1	DD2	FH	GIR	SH	SS	PT	OTT	APR	ARG	T2G	PUT	TOT									
TS Round 1	310	272	6	15	0	0	26	0.154	2.327	0.706	3.187	2.707	5.894									
TS Round 2	295	304	8	17	1	1	29	0.768	2.358	0.380	3.505	0.777	4.282									
TS Round 3	301	315	9	13	0	0	29	-0.429	0.410	-0.199	-0.218	1.095	0.877									
TS Round 4	320	281	8	13	1	1	32	-0.850	0.151	-0.712	-1.410	-1.385	-2.795									
TS Round 1	⑤	4	④	3	4	4	②	4	4	34	4	③	④	②	③	4	31	65				
TS Round 2	4	4	④	②	③	4	3	③	4	31	4	4	3	④	③	4	34	65				
TS Round 3	4	⑤	5	②	⑤	4	3	4	4	36	4	4	3	5	⑤	③	3	③	③	33	69	
TS Round 4	4	4	5	3	4	⑤	④	4	4	37	③	⑤	3	5	4	5	3	4	③	35	72	271

12 Si Woo Kim

-12

Strokes Gained Statistics

Course	DD1	DD2	FH	GIR	SH	SS	PT	OTT	APR	ARG	T2G	PUT	TOT									
TS Round 1	283	298	12	14	2	1	30	1.348	0.587	1.057	2.992	-0.098	2.894									
TS Round 2	284	299	12	13	2	2	28	0.963	-0.936	0.419	0.445	0.837	1.282									
TS Round 3	282	299	10	14	3	1	30	0.993	-0.257	0.131	0.867	0.010	0.877									
TS Round 4	290	276	8	15	1	0	29	0.344	0.889	1.077	2.311	-0.106	2.205									
TS Round 1	4	4	④	3	4	4	3	4	4	34	4	4	3	5	4	③	3	③	⑤	34	68	
TS Round 2	4	③	⑥	3	⑤	4	3	4	4	36	③	⑤	3	④	4	④	②	③	4	32	68	
TS Round 3	4	4	④	3	4	4	④	③	③	33	4	4	3	5	4	⑥	3	③	4	36	69	
TS Round 4	4	4	5	②	4	4	②	4	4	33	4	⑤	3	④	4	④	3	③	4	34	67	272

Justin Thomas

-12

Strokes Gained Statistics

Course	DD1	DD2	FH	GIR	SH	SS	PT	OTT	APR	ARG	T2G	PUT	TOT
TS Round 1	307	283	5	13	2	1	30	0.751	1.644	0.568	2.963	-1.069	1.894

Strokes Gained Legend: OTT = Off the Tee APR = Approach the Green ARG = Around the Green T2G = Tee to Green PUT = Putting TOT = Total Strokes Gained





2024 WM Phoenix Open Top Players



Course	Hole	1	2	3	4	5	6	7	8	9	Out	10	11	12	13	14	15	16	17	18	In	Total
TS TPC Scottsdale (Stadium)	Par	4	4	5	3	4	4	3	4	4	35	4	4	3	5	4	5	3	4	4	36	71

TS	Round 2	271	283	9	13	2	0	26				1.365	0.053	0.821	2.238	2.044	4.282						
TS	Round 3	304	300	6	12	2	1	30				-0.300	0.809	-0.093	0.416	-0.539	-0.123						
TS	Round 4	304	303	9	13	3	3	28				-0.211	-0.182	1.686	1.294	-0.089	1.205						
TS	Round 1	4	5	4	3	4	4	2	4	5	35	4	4	3	4	5	2	4	4	34	69		
TS	Round 2	4	4	4	4	3	4	2	4	4	33	3	4	3	5	3	4	3	3	4	32	65	
TS	Round 3	4	4	4	4	4	4	4	3	4	35	4	4	2	5	4	5	3	4	4	35	70	
TS	Round 4	3	4	4	3	4	4	3	5	4	34	4	5	3	4	4	3	3	4	34	68	272	

Doug Ghim

-12

Strokes Gained Statistics

Course	DD1	DD2	FH	GIR	SH	SS	PT	OTT	APR	ARG	T2G	PUT	TOT								
TS	305	294	12	17	0	0	29	1.999	0.177	1.908	4.084	1.810	5.894								
TS	286	288	6	15	1	0	30	-0.789	3.382	-1.183	1.409	-0.127	1.282								
TS	284	300	11	12	3	2	30	0.362	-0.900	0.422	-0.116	-1.007	-1.123								
TS	277	285	11	14	1	0	30	0.999	0.175	-0.401	0.774	0.431	1.205								
TS	4	3	5	3	4	5	3	3	4	34	4	4	4	2	3	3	31	65			
TS	3	5	5	3	4	4	2	3	4	33	4	4	3	5	4	5	2	4	4	35	68
TS	3	4	4	3	4	4	3	5	4	34	4	4	3	5	5	3	4	4	37	71	
TS	4	4	5	3	3	4	3	4	4	34	4	3	4	4	4	3	4	4	34	68	272

15 Davis Thompson

-11

Strokes Gained Statistics

Course	DD1	DD2	FH	GIR	SH	SS	PT	OTT	APR	ARG	T2G	PUT	TOT					
TS	363	259	7	14	0	0	31	-0.295	2.869	-0.308	2.266	-0.372	1.894					
TS	309	271	8	16	1	0	30	0.394	1.414	0.440	2.247	0.035	2.282					
TS	295	311	7	12	1	1	28	-0.434	-0.237	-0.571	-1.242	1.119	-0.123					
TS	351	280	8	14	3	1	28	-0.653	0.210	1.352	0.910	1.295	2.205					
TS	5	4	4	4	4	3	4	4	35	4	4	3	4	3	5	4	34	69

Strokes Gained Legend: OTT = Off the Tee APR = Approach the Green ARG = Around the Green T2G = Tee to Green PUT = Putting TOT = Total Strokes Gained





2024 WM Phoenix Open Top Players



Course	Hole	1	2	3	4	5	6	7	8	9	Out	10	11	12	13	14	15	16	17	18	In	Total
TS TPC Scottsdale (Stadium)	Par	4	4	5	3	4	4	3	4	4	35	4	4	3	5	4	5	3	4	4	36	71

TS	Round 2	③	5	④	3	4	4	3	4	4	34	4	③	3	④	4	5	3	③	4	33	67		
TS	Round 3	③	4	④	②	5	4	3	4	4	33	③	5	3	5	6	5	3	③	4	37	70		
TS	Round 4	4	5	④	3	4	4	4	④	③	③	34	③	4	3	5	5	④	3	③	③	33	67	273

Matt Fitzpatrick

-11

Strokes Gained Statistics

Course	DD1	DD2	FH	GIR	SH	SS	PT	OTT	APR	ARG	T2G	PUT	TOT
TS Round 1	309	267	11	13	0	0	29	0.518	0.903	-0.004	1.417	0.477	1.894
TS Round 2	294	294	8	15	2	1	29	0.636	0.628	0.834	2.097	1.185	3.282
TS Round 3	293	322	10	12	1	1	31	1.976	-1.298	-1.607	-0.929	0.806	-0.123
TS Round 4	305	296	9	14	1	1	31	0.866	-0.700	1.150	1.317	-0.112	1.205

TS	Round 1	4	4	④	②	4	5	4	4	4	35	4	4	②	④	4	5	3	5	③	34	69	
TS	Round 2	4	5	④	3	4	4	②	4	5	35	4	4	3	④	③	④	②	③	4	31	66	
TS	Round 3	4	4	5	②	4	4	5	4	4	36	4	5	3	④	③	5	3	③	4	34	70	
TS	Round 4	4	4	5	3	4	4	3	4	4	35	③	4	3	④	4	5	3	③	4	33	68	273

17 Harris English

-10

Strokes Gained Statistics

Course	DD1	DD2	FH	GIR	SH	SS	PT	OTT	APR	ARG	T2G	PUT	TOT
TS Round 1	346	254	11	12	1	1	30	1.358	-1.509	-0.260	-0.411	0.305	-0.106
TS Round 2	278	277	11	15	0	0	30	1.032	-0.394	1.031	1.668	0.614	2.282
TS Round 3	293	322	10	16	3	1	28	0.790	-0.027	0.371	1.134	3.743	4.877
TS Round 4	293	280	7	12	4	2	30	-1.369	-0.875	0.549	-1.694	-0.101	-1.795

TS	Round 1	4	4	④	3	4	5	3	4	5	36	4	4	3	③	5	5	3	4	4	35	71	
TS	Round 2	4	4	③	3	5	4	②	4	4	33	4	4	4	5	③	④	3	③	4	34	67	
TS	Round 3	4	4	④	3	4	4	3	③	4	33	③	③	3	5	4	5	②	③	4	32	65	
TS	Round 4	4	4	④	3	4	4	3	4	4	34	4	4	3	5	5	5	3	4	4	37	71	274

Keith Mitchell

-10

Strokes Gained Statistics

Course	DD1	DD2	FH	GIR	SH	SS	PT	OTT	APR	ARG	T2G	PUT	TOT
--------	-----	-----	----	-----	----	----	----	-----	-----	-----	-----	-----	-----

Strokes Gained Legend: OTT = Off the Tee APR = Approach the Green ARG = Around the Green T2G = Tee to Green PUT = Putting TOT = Total Strokes Gained





2024 WM Phoenix Open Top Players



Course	Hole	1	2	3	4	5	6	7	8	9	Out	10	11	12	13	14	15	16	17	18	In	Total	
TS TPC Scottsdale (Stadium)	Par	4	4	5	3	4	4	3	4	4	35	4	4	3	5	4	5	3	4	4	36	71	
TS	Round 1	316	276	8	14	2	0	32				1.151	1.823	-0.794	2.180	-0.286	1.894						
TS	Round 2	299	301	8	16	1	1	33				0.884	0.628	-0.231	1.280	0.002	1.282						
TS	Round 3	317	308	9	11	3	0	27				0.412	-0.841	-0.370	-0.799	1.676	0.877						
TS	Round 4	305	311	7	14	1	1	30				0.678	-0.293	0.726	1.112	0.093	1.205						
TS	Round 1		4	4	5	3	4	③	3	4	4	34	5	4	②	③	4	6	3	4	4	35	69
TS	Round 2		4	4	④	3	4	4	3	5	4	35	4	4	3	④	③	5	3	4	③	33	68
TS	Round 3		4	4	④	②	5	③	②	5	5	34	5	4	3	④	4	5	②	4	4	35	69
TS	Round 4		4	4	④	3	4	③	3	4	5	34	4	4	④	③	5	3	③	4	34	68	274

Adam Schenk

-10

Strokes Gained Statistics

Course	DD1	DD2	FH	GIR	SH	SS	PT	OTT	APR	ARG	T2G	PUT	TOT												
TS	Round 1	344	273	8	10	2	1	28	-0.854	0.250	1.700	1.096	-0.202	0.894											
TS	Round 2	306	289	8	14	0	0	30	0.183	0.205	0.132	0.519	-0.237	0.282											
TS	Round 3	283	304	4	12	1	0	29	-1.562	-0.226	0.488	-1.300	1.177	-0.123											
TS	Round 4	296	304	12	15	3	1	29	1.663	0.653	-1.035	1.282	2.923	4.205											
TS	Round 1		4	5	④	4	③	4	4	4	4	4	36	4	4	3	④	5	5	3	③	③	34	70	
TS	Round 2		4	4	5	②	4	4	3	5	4	4	35	4	5	②	5	4	5	3	③	③	34	69	
TS	Round 3		4	③	④	3	4	4	3	4	4	4	33	4	4	④	5	4	6	②	4	4	37	70	
TS	Round 4		③	4	5	②	4	4	3	4	③	4	32	③	③	3	④	5	③	3	4	5	33	65	274

Tom Kim

-10

Strokes Gained Statistics

Course	DD1	DD2	FH	GIR	SH	SS	PT	OTT	APR	ARG	T2G	PUT	TOT	
TS	Round 1	289	238	8	9	3	2	30	-0.405	-2.241	-0.897	-3.543	0.437	-3.106
TS	Round 2	297	276	7	14	0	0	29	0.435	1.823	0.600	2.857	0.425	3.282
TS	Round 3	304	295	5	11	1	0	28	0.256	3.697	-1.088	2.865	0.012	2.877
TS	Round 4	279	302	7	12	1	1	28	-0.855	2.147	1.070	2.363	-0.158	2.205

Strokes Gained Legend: OTT = Off the Tee APR = Approach the Green ARG = Around the Green T2G = Tee to Green PUT = Putting TOT = Total Strokes Gained





2024 WM Phoenix Open Top Players



Course	Hole	1	2	3	4	5	6	7	8	9	Out	10	11	12	13	14	15	16	17	18	In	Total	
TS TPC Scottsdale (Stadium)	Par	4	4	5	3	4	4	3	4	4	35	4	4	3	5	4	5	3	4	4	36	71	
TS	Round 1	4	5	4	4	4	4	3	5	4	37	5	4	2	5	5	5	3	4	4	37	74	
TS	Round 2	3	4	4	3	5	4	3	4	4	34	4	4	3	4	3	4	3	3	4	32	66	
TS	Round 3	4	4	3	3	4	4	3	4	4	33	5	4	4	4	4	4	3	3	3	34	67	
TS	Round 4	4	5	4	3	4	4	3	4	4	35	4	4	3	4	4	4	3	3	3	32	67	274
Tom Hoge		-10										Strokes Gained Statistics											
Course		DD1	DD2	FH	GIR	SH	SS	PT				OTT	APR	ARG	T2G	PUT	TOT						
TS	Round 1	322	233	7	11	0	0	29				-0.674	1.322	-0.776	-0.128	1.022	0.894						
TS	Round 2	289	279	9	13	0	0	30				0.825	0.134	-1.095	-0.137	-0.581	-0.718						
TS	Round 3	286	300	9	13	3	3	29				0.445	0.499	-0.249	0.695	1.182	1.877						
TS	Round 4	272	292	6	15	1	1	28				-0.364	1.776	1.339	2.752	0.453	3.205						
TS	Round 1	4	4	4	3	5	4	2	3	5	34	4	4	3	5	4	5	3	4	4	36	70	
TS	Round 2	4	3	4	4	4	4	3	4	5	35	5	4	3	4	4	5	3	3	4	35	70	
TS	Round 3	4	4	4	3	3	4	3	4	5	34	3	4	3	4	5	5	3	3	4	34	68	
TS	Round 4	4	3	5	2	4	4	3	3	5	33	4	4	3	4	4	5	3	3	3	33	66	274
22 Brendon Todd		-9										Strokes Gained Statistics											
Course		DD1	DD2	FH	GIR	SH	SS	PT				OTT	APR	ARG	T2G	PUT	TOT						
TS	Round 1	301	237	9	10	3	2	27				-0.373	-1.295	0.186	-1.482	2.376	0.894						
TS	Round 2	272	282	9	13	3	3	28				-0.312	-1.420	0.025	-1.708	2.990	1.282						
TS	Round 3	273	288	11	15	2	1	31				-0.749	0.958	-0.066	0.143	0.734	0.877						
TS	Round 4	285	275	8	11	0	0	27				-0.013	-0.754	1.230	0.464	0.741	1.205						
TS	Round 1	4	4	5	3	4	3	3	3	5	34	4	3	3	5	5	6	3	4	3	36	70	
TS	Round 2	4	4	4	3	4	4	3	4	4	34	3	6	2	5	4	4	2	4	4	34	68	
TS	Round 3	3	4	5	2	4	5	3	4	3	33	4	4	4	5	4	5	3	4	3	36	69	
TS	Round 4	4	4	5	4	4	4	3	3	4	35	4	4	3	4	4	4	3	2	5	33	68	275

Strokes Gained Legend: OTT = Off the Tee APR = Approach the Green ARG = Around the Green T2G = Tee to Green PUT = Putting TOT = Total Strokes Gained





2024 WM Phoenix Open Top Players



Course	Hole	1	2	3	4	5	6	7	8	9	Out	10	11	12	13	14	15	16	17	18	In	Total
TS TPC Scottsdale (Stadium)	Par	4	4	5	3	4	4	3	4	4	35	4	4	3	5	4	5	3	4	4	36	71

Hideki Matsuyama -9

Course		DD1	DD2	FH	GIR	SH	SS	PT	Strokes Gained Statistics						TOT								
		OTT	APR	ARG	T2G	PUT							TOT										
TS	Round 1	301	294	7	11	2	2	25	-0.728	-2.784	1.804	-1.708	3.602	1.894									
TS	Round 2	290	298	9	17	1	1	32	0.308	1.579	0.322	2.208	-0.926	1.282									
TS	Round 3	295	299	7	12	4	1	27	-0.662	1.301	2.505	3.144	-1.267	1.877									
TS	Round 4	288	295	8	10	3	1	28	-0.031	-0.885	-0.100	-1.015	0.220	-0.795									
TS	Round 1	③	⑥	③	3	③	4	④	⑤	4	35	4	③	⑤	④	③	5	②	4	4	34	69	
TS	Round 2	4	4	④	3	4	4	3	4	4	34	4	4	3	5	4	④	3	③	4	34	68	
TS	Round 3	4	4	5	3	③	⑤	3	4	4	35	③	4	3	④	4	5	④	③	③	33	68	
TS	Round 4	4	4	5	3	⑤	4	3	4	4	36	4	4	④	③	③	④	3	⑤	4	34	70	275

Emiliano Grillo -9

Course		DD1	DD2	FH	GIR	SH	SS	PT	Strokes Gained Statistics						TOT								
		OTT	APR	ARG	T2G	PUT							TOT										
TS	Round 1	349	251	8	14	0	0	33	-0.280	2.286	-0.038	1.968	-2.074	-0.106									
TS	Round 2	255	272	10	16	0	0	31	0.216	-0.201	-0.478	-0.464	1.746	1.282									
TS	Round 3	291	291	7	13	1	1	33	-0.499	0.378	0.061	-0.060	-3.063	-3.123									
TS	Round 4	276	297	11	16	1	0	26	1.298	3.534	0.289	5.122	1.083	6.205									
TS	Round 1	4	4	5	3	4	⑤	3	⑤	4	37	4	4	3	④	4	5	②	4	4	34	71	
TS	Round 2	4	4	5	3	4	⑤	3	4	4	36	③	4	②	5	4	④	②	4	4	32	68	
TS	Round 3	4	4	5	④	4	4	④	4	4	37	⑤	⑤	④	④	4	④	3	③	4	36	73	
TS	Round 4	4	③	④	3	③	③	3	4	③	30	4	4	②	5	4	④	3	4	③	33	63	275

Justin Suh -9

Course		DD1	DD2	FH	GIR	SH	SS	PT	Strokes Gained Statistics						TOT
		OTT	APR	ARG	T2G	PUT							TOT		
TS	Round 1	301	276	9	14	0	0	29	1.076	1.020	-1.669	0.427	2.467	2.894	
TS	Round 2	296	278	8	14	0	0	28	-1.300	1.257	0.619	0.575	0.707	1.282	
TS	Round 3	293	307	9	15	1	0	33	0.732	0.950	-0.775	0.907	-1.030	-0.123	

Strokes Gained Legend: OTT = Off the Tee APR = Approach the Green ARG = Around the Green T2G = Tee to Green PUT = Putting TOT = Total Strokes Gained



2024 WM Phoenix Open Top Players



Course	Hole	1	2	3	4	5	6	7	8	9	Out	10	11	12	13	14	15	16	17	18	In	Total
TS TPC Scottsdale (Stadium)	Par	4	4	5	3	4	4	3	4	4	35	4	4	3	5	4	5	3	4	4	36	71

TS	Round 4	298	293	8	14	1	0	30				0.651	-0.698	-0.408	-0.454		0.659					0.205		
TS	Round 1		4	4	④	②	4	4	3	⑤	⑤	35	③	4	3	④	4	④	3	4	4	33	68	
TS	Round 2		③	4	④	④	⑤	4	②	⑤	③	34	4	4	3	④	③	5	3	4	4	34	68	
TS	Round 3		4	③	5	④	4	⑤	④	4	4	37	4	4	3	④	4	④	3	③	4	33	70	
TS	Round 4		4	4	5	3	4	③	②	4	③	32	4	4	④	④	4	⑥	3	4	4	37	69	275

Jhonattan Vegas

-9

Strokes Gained Statistics

Course	DD1	DD2	FH	GIR	SH	SS	PT	OTT	APR	ARG	T2G	PUT	TOT										
TS Round 1	297	310	9	16	0	0	30	1.838	2.268	-0.228	3.878	0.016	3.894										
TS Round 2	298	286	9	15	0	0	31	0.398	1.011	-0.644	0.764	0.518	1.282										
TS Round 3	311	325	12	14	1	0	32	0.890	1.074	-0.907	1.057	-0.180	0.877										
TS Round 4	312	287	6	12	0	0	31	0.257	-0.590	-0.334	-0.666	-1.129	-1.795										
TS Round 1		4	③	④	②	③	4	④	4	4	32	⑤	③	3	5	4	5	3	③	4	35	67	
TS Round 2		4	4	5	3	4	4	3	③	⑤	35	4	4	3	④	4	5	②	③	4	33	68	
TS Round 3		4	⑤	5	3	4	4	3	4	4	36	4	4	④	④	4	③	②	4	4	33	69	
TS Round 4		4	4	5	②	4	4	3	⑤	4	35	4	4	3	5	③	5	3	4	⑤	36	71	275

Denny McCarthy

-9

Strokes Gained Statistics

Course	DD1	DD2	FH	GIR	SH	SS	PT	OTT	APR	ARG	T2G	PUT	TOT									
TS Round 1	304	264	6	10	1	1	29	-1.411	-0.896	1.781	-0.526	-0.580	-1.106									
TS Round 2	276	287	9	14	1	1	30	0.435	0.480	0.115	1.029	0.253	1.282									
TS Round 3	276	304	9	11	2	2	24	-0.717	0.894	1.055	1.232	2.645	3.877									
TS Round 4	283	285	9	15	0	0	31	0.459	1.907	-0.023	2.344	-2.139	0.205									
TS Round 1		4	⑤	④	②	⑥	4	3	4	⑤	37	4	4	3	④	⑤	5	3	③	4	35	72
TS Round 2		4	4	④	②	4	4	3	4	③	32	4	4	3	④	4	④	④	4	⑤	36	68
TS Round 3		③	4	④	②	⑤	4	3	4	4	33	③	4	3	5	4	④	3	③	4	33	66

Strokes Gained Legend: OTT = Off the Tee APR = Approach the Green ARG = Around the Green T2G = Tee to Green PUT = Putting TOT = Total Strokes Gained



2024 WM Phoenix Open Top Players



Course	Hole	1	2	3	4	5	6	7	8	9	Out	10	11	12	13	14	15	16	17	18	In	Total
TS TPC Scottsdale (Stadium)	Par	4	4	5	3	4	4	3	4	4	35	4	4	3	5	4	5	3	4	4	36	71

TS Round 4 4 (3) 5 3 4 4 3 (5) 4 35 (2) 4 3 5 4 5 3 4 4 34 69 275

28 Jim Knous -8

Course	DD1	DD2	FH	GIR	SH	SS	PT	Strokes Gained Statistics						TOT								
								OTT	APR	ARG	T2G	PUT										
TS Round 1	306	293	7	11	3	1	30	0.529	-0.455	0.110	0.184	-1.290	-1.106									
TS Round 2	264	308	7	13	1	1	26	-0.513	-0.503	2.470	1.453	1.829	3.282									
TS Round 3	284	297	7	11	0	0	28	-0.479	-1.020	0.737	-0.762	0.639	-0.123									
TS Round 4	285	295	11	15	2	1	31	1.039	0.626	1.156	2.822	-1.617	1.205									
TS Round 1	4	4	(6)	3	(5)	4	3	(3)	4	36	(3)	4	3	5	4	5	3	(5)	4	36	72	
TS Round 2	(3)	(3)	(4)	3	(5)	(3)	3	(5)	(3)	32	(3)	4	3	5	4	5	3	4	(3)	34	66	
TS Round 3	4	4	5	3	4	4	3	4	4	35	4	4	3	5	4	5	3	4	(3)	35	70	
TS Round 4	4	4	5	3	4	4	(4)	4	4	36	4	4	3	(4)	(3)	5	3	(3)	(3)	32	68	276

Christiaan Bezuidenhout -8

Course	DD1	DD2	FH	GIR	SH	SS	PT	Strokes Gained Statistics						TOT								
								OTT	APR	ARG	T2G	PUT										
TS Round 1	288	290	8	15	0	0	29	0.444	3.961	0.664	5.069	-1.175	3.894									
TS Round 2	286	283	6	12	1	1	30	-1.120	0.146	0.827	-0.148	-2.570	-2.718									
TS Round 3	278	303	8	11	2	1	27	-0.602	-1.068	0.456	-1.214	2.091	0.877									
TS Round 4	273	290	7	12	1	0	26	-0.266	1.898	-1.014	0.619	0.586	1.205									
TS Round 1	4	(5)	(3)	3	4	(3)	3	4	4	33	4	4	3	(4)	4	(4)	3	(3)	(5)	34	67	
TS Round 2	4	4	(6)	(4)	(5)	4	3	(3)	(5)	38	(3)	4	3	(4)	4	5	3	4	4	34	72	
TS Round 3	4	4	(4)	3	4	4	(4)	(3)	4	34	4	4	(2)	5	4	5	3	4	4	35	69	
TS Round 4	4	(3)	(4)	3	4	4	(2)	4	(5)	33	(3)	(6)	(2)	(4)	4	(4)	(4)	(3)	(5)	35	68	276

Corey Conners -8

Course	DD1	DD2	FH	GIR	SH	SS	PT	Strokes Gained Statistics						TOT
								OTT	APR	ARG	T2G	PUT		
TS Round 1	311	274	11	13	2	1	28	1.321	0.007	-0.163	1.165	1.729	2.894	
TS Round 2	295	297	12	16	1	1	33	1.817	0.803	-0.525	2.094	-1.812	0.282	

Strokes Gained Legend: OTT = Off the Tee APR = Approach the Green ARG = Around the Green T2G = Tee to Green PUT = Putting TOT = Total Strokes Gained





2024 WM Phoenix Open Top Players



Course	Hole	1	2	3	4	5	6	7	8	9	Out	10	11	12	13	14	15	16	17	18	In	Total
TS TPC Scottsdale (Stadium)	Par	4	4	5	3	4	4	3	4	4	35	4	4	3	5	4	5	3	4	4	36	71

TS	Round 3	294	279	11	12	1	0	33				0.993	0.301	-2.618	-1.324	-1.799	-3.123						
TS	Round 4	297	293	7	11	0	0	24				-0.861	-0.503	1.748	0.385	2.820	3.205						
TS	Round 1	4	③	5	3	③	4	3	4	⑤	34	③	4	④	5	4	5	②	③	4	34	68	
TS	Round 2	4	4	④	3	4	4	3	⑤	4	35	4	4	3	④	4	5	3	③	4	34	69	
TS	Round 3	4	⑤	④	3	4	⑤	3	4	③	35	4	4	④	④	⑥	④	3	⑤	4	38	73	
TS	Round 4	4	③	④	3	4	③	3	4	4	32	4	4	②	④	4	④	②	⑤	⑤	34	66	276

S.H. Kim

-8

Strokes Gained Statistics

Course	DD1	DD2	FH	GIR	SH	SS	PT	OTT	APR	ARG	T2G	PUT	TOT
TS Round 1	330	248	10	12	2	2	27	1.156	0.148	1.196	2.500	1.394	3.894
TS Round 2	298	276	7	12	2	0	31	0.303	-0.578	-0.565	-0.841	1.123	0.282
TS Round 3	330	311	8	10	3	3	27	-0.312	-1.191	1.725	0.222	-0.345	-0.123
TS Round 4	298	287	8	16	1	0	36	0.476	1.687	-0.330	1.834	-2.629	-0.795

TS	Round 1	③	⑤	5	3	③	③	3	⑤	⑤	35	4	4	②	③	4	5	3	4	③	32	67	
TS	Round 2	③	⑤	④	3	4	4	④	4	③	34	4	⑤	3	④	4	④	④	③	4	35	69	
TS	Round 3	③	4	④	3	4	⑤	②	4	⑤	34	4	4	3	⑥	4	④	3	4	4	36	70	
TS	Round 4	4	⑤	④	3	4	4	④	4	③	35	4	4	3	5	4	④	3	4	4	35	70	276

Thomas Detry

-8

Strokes Gained Statistics

Course	DD1	DD2	FH	GIR	SH	SS	PT	OTT	APR	ARG	T2G	PUT	TOT
TS Round 1	304	307	10	12	3	1	28	2.005	0.656	-1.003	1.658	0.236	1.894
TS Round 2	296	287	7	12	1	1	27	1.033	-3.116	1.676	-0.408	1.690	1.282
TS Round 3	305	310	9	14	0	0	31	0.177	0.117	0.093	0.387	-1.510	-1.123
TS Round 4	295	316	9	12	2	0	26	0.568	-0.466	-1.519	-1.416	2.621	1.205

TS	Round 1	4	4	⑥	3	⑤	4	④	4	⑤	39	③	③	3	④	③	④	②	③	⑤	30	69
TS	Round 2	4	4	④	②	⑤	4	3	4	4	34	4	4	3	④	⑤	5	3	③	③	34	68

Strokes Gained Legend: OTT = Off the Tee APR = Approach the Green ARG = Around the Green T2G = Tee to Green PUT = Putting TOT = Total Strokes Gained





2024 WM Phoenix Open Top Players



Course	Hole	1	2	3	4	5	6	7	8	9	Out	10	11	12	13	14	15	16	17	18	In	Total
TS TPC Scottsdale (Stadium)	Par	4	4	5	3	4	4	3	4	4	35	4	4	3	5	4	5	3	4	4	36	71

TS	Round 3	4	4	5	3	4	4	3	4	4	35	4	5	3	5	3	4	3	5	4	36	71	
TS	Round 4	5	4	6	3	3	4	3	4	3	35	4	4	3	4	3	5	2	4	4	33	68	276

Ben Griffin

-8

Strokes Gained Statistics

Course	DD1	DD2	FH	GIR	SH	SS	PT	OTT	APR	ARG	T2G	PUT	TOT								
TS Round 1	312	275	9	11	2	1	30	0.109	-0.508	-0.168	-0.567	-0.539	-1.106								
TS Round 2	293	279	10	12	1	1	27	0.248	-1.052	1.735	0.930	1.352	2.282								
TS Round 3	295	295	10	14	0	0	30	0.842	0.750	0.687	2.279	-0.402	1.877								
TS Round 4	295	282	6	14	1	0	29	-2.546	0.453	0.748	-1.344	1.549	0.205								
TS Round 1	4	5	4	4	4	3	4	4	37	4	4	3	5	4	5	3	3	4	35	72	
TS Round 2	4	3	4	3	4	4	3	4	33	4	3	5	3	6	3	4	3	3	34	67	
TS Round 3	4	4	4	3	4	4	3	4	34	4	4	3	4	5	3	3	4	3	34	68	
TS Round 4	3	4	5	3	4	5	3	4	35	3	5	3	4	3	4	3	5	4	34	69	276

Hayden Buckley

-8

Strokes Gained Statistics

Course	DD1	DD2	FH	GIR	SH	SS	PT	OTT	APR	ARG	T2G	PUT	TOT								
TS Round 1	278	272	8	12	2	2	29	0.342	-0.736	0.428	0.034	0.860	0.894								
TS Round 2	293	269	9	11	0	0	26	-0.351	-2.134	1.651	-0.835	1.117	0.282								
TS Round 3	295	295	11	12	1	1	28	1.015	1.023	-0.239	1.799	1.078	2.877								
TS Round 4	282	298	7	10	2	2	27	-2.150	-0.203	0.783	-1.569	0.774	-0.795								
TS Round 1	4	4	4	3	4	4	2	4	33	4	4	3	5	5	2	4	5	37	70		
TS Round 2	4	4	5	3	5	4	2	5	36	4	4	3	4	4	3	3	4	3	33	69	
TS Round 3	4	4	4	3	4	5	3	3	34	4	4	3	4	4	3	3	4	3	33	67	
TS Round 4	3	6	5	3	3	3	4	4	36	4	5	3	4	4	3	3	4	3	34	70	276

Jake Knapp

-8

Strokes Gained Statistics

Course	DD1	DD2	FH	GIR	SH	SS	PT	OTT	APR	ARG	T2G	PUT	TOT
TS Round 1	317	300	8	14	1	1	29	0.398	1.280	0.341	2.019	0.875	2.894

Strokes Gained Legend: OTT = Off the Tee APR = Approach the Green ARG = Around the Green T2G = Tee to Green PUT = Putting TOT = Total Strokes Gained





2024 WM Phoenix Open Top Players



Course	Hole	1	2	3	4	5	6	7	8	9	Out	10	11	12	13	14	15	16	17	18	In	Total
TS TPC Scottsdale (Stadium)	Par	4	4	5	3	4	4	3	4	4	35	4	4	3	5	4	5	3	4	4	36	71

TS	Round 2	328	297	6	15	0	0	31				-0.120	1.196	-0.087	0.988	0.294	1.282							
TS	Round 3	304	299	4	13	1	1	29				-3.370	1.490	-0.562	-2.442	1.319	-1.123							
TS	Round 4	299	289	8	11	2	2	28				0.600	-1.092	0.231	-0.260	0.465	0.205							
TS	Round 1		4	4	④	3	4	4	3	4	③	33	③	⑤	3	④	4	5	3	4	4	35	68	
TS	Round 2		4	⑤	④	④	4	4	3	③	4	35	4	③	②	5	4	④	3	4	4	33	68	
TS	Round 3		4	③	5	②	4	4	3	4	4	33	4	⑤	3	④	4	5	②	4	⑦	38	71	
TS	Round 4		4	③	⑥	3	4	4	3	4	4	35	4	4	3	④	4	④	3	4	4	34	69	276

Sam Stevens

-8

Strokes Gained Statistics

Course	DD1	DD2	FH	GIR	SH	SS	PT	OTT	APR	ARG	T2G	PUT	TOT
TS Round 1	321	286	8	14	1	1	31	1.548	0.179	-0.332	1.395	-0.501	0.894
TS Round 2	300	301	9	14	0	0	27	0.758	0.157	0.098	1.012	2.270	3.282
TS Round 3	308	307	9	14	1	0	32	0.326	0.178	-1.425	-0.921	0.798	-0.123
TS Round 4	316	293	8	12	0	0	30	1.255	-1.348	0.082	-0.010	-0.785	-0.795

TS	Round 1		⑤	4	⑥	3	③	③	3	③	4	34	4	4	3	5	4	5	3	4	4	36	70	
TS	Round 2		4	③	⑥	3	③	4	3	4	③	33	4	4	3	5	③	④	3	4	③	33	66	
TS	Round 3		4	⑥	④	3	⑤	4	3	4	4	37	4	4	②	5	4	④	3	4	③	33	70	
TS	Round 4		4	⑤	④	3	③	⑤	④	4	③	35	4	4	3	④	4	⑥	3	③	4	35	70	276

Daniel Berger

-8

Strokes Gained Statistics

Course	DD1	DD2	FH	GIR	SH	SS	PT	OTT	APR	ARG	T2G	PUT	TOT
TS Round 1	316	290	10	14	0	0	26	1.770	0.787	-0.550	2.007	2.887	4.894
TS Round 2	284	274	9	15	0	0	32	-1.143	3.482	-1.401	0.937	-0.655	0.282
TS Round 3	286	281	10	12	0	0	30	0.516	-1.023	-1.560	-2.067	-0.056	-2.123
TS Round 4	296	290	9	14	2	1	32	0.195	0.728	0.826	1.750	-1.545	0.205

TS	Round 1		4	②	④	④	4	③	②	4	4	31	4	4	④	④	4	5	②	4	4	35	66
----	---------	--	---	---	---	---	---	---	---	---	---	----	---	---	---	---	---	---	---	---	---	----	----

Strokes Gained Legend: OTT = Off the Tee APR = Approach the Green ARG = Around the Green T2G = Tee to Green PUT = Putting TOT = Total Strokes Gained





2024 WM Phoenix Open Top Players



Course	Hole	1	2	3	4	5	6	7	8	9	Out	10	11	12	13	14	15	16	17	18	In	Total
TS TPC Scottsdale (Stadium)	Par	4	4	5	3	4	4	3	4	4	35	4	4	3	5	4	5	3	4	4	36	71

TS	Round 2	4	4	5	3	4	5	2	3	4	34	4	4	3	4	4	6	3	3	4	35	69	
TS	Round 3	4	4	6	3	4	4	3	5	4	37	3	4	3	4	5	6	3	3	4	35	72	
TS	Round 4	4	4	4	4	4	4	3	4	4	35	4	5	3	4	4	4	3	3	4	34	69	276

Aaron Baddeley

-8

Strokes Gained Statistics

Course	DD1	DD2	FH	GIR	SH	SS	PT	OTT	APR	ARG	T2G	PUT	TOT
TS Round 1	284	262	10	13	1	1	29	-0.168	-1.274	1.580	0.138	1.756	1.894
TS Round 2	284	263	3	12	1	0	28	-3.502	1.571	0.277	-1.655	-0.063	-1.718
TS Round 3	276	284	9	13	1	1	28	-0.042	-1.679	0.220	-1.501	3.378	1.877
TS Round 4	273	294	10	13	1	0	27	-0.221	0.483	-0.500	-0.237	1.442	1.205

TS	Round 1	4	4	5	3	4	4	3	4	4	35	3	3	3	5	5	5	2	4	4	34	69	
TS	Round 2	4	3	4	3	6	4	4	4	4	36	4	4	3	5	4	4	3	4	4	35	71	
TS	Round 3	4	3	4	3	4	3	3	4	4	32	4	5	2	4	5	6	3	3	4	36	68	
TS	Round 4	4	4	4	2	4	3	3	4	4	32	4	4	4	5	4	5	2	4	4	36	68	276

39 Taylor Moore

-7

Strokes Gained Statistics

Course	DD1	DD2	FH	GIR	SH	SS	PT	OTT	APR	ARG	T2G	PUT	TOT
TS Round 1	305	314	9	13	1	1	29	1.201	-0.026	2.625	3.800	-1.906	1.894
TS Round 2	293	289	6	14	0	0	30	-1.416	0.989	-0.253	-0.681	-0.037	-0.718
TS Round 3	303	310	5	13	2	1	33	-0.829	0.795	1.355	1.321	-3.444	-2.123
TS Round 4	297	287	9	14	0	0	27	-0.064	2.036	0.346	2.319	0.886	3.205

TS	Round 1	4	4	4	3	3	4	3	4	4	33	4	4	3	5	4	6	2	4	4	36	69	
TS	Round 2	4	6	5	3	4	4	3	4	4	37	4	4	3	4	4	4	3	3	4	33	70	
TS	Round 3	5	3	4	3	5	4	4	4	4	36	4	5	2	5	4	4	3	4	5	36	72	
TS	Round 4	3	4	4	3	4	4	3	4	4	33	4	3	2	5	4	5	2	4	4	33	66	277

Taylor Montgomery

-7

Strokes Gained Statistics

Course	DD1	DD2	FH	GIR	SH	SS	PT	OTT	APR	ARG	T2G	PUT	TOT
--------	-----	-----	----	-----	----	----	----	-----	-----	-----	-----	-----	-----

Strokes Gained Legend: OTT = Off the Tee APR = Approach the Green ARG = Around the Green T2G = Tee to Green PUT = Putting TOT = Total Strokes Gained





2024 WM Phoenix Open Top Players



Course	Hole	1	2	3	4	5	6	7	8	9	Out	10	11	12	13	14	15	16	17	18	In	Total		
TS TPC Scottsdale (Stadium)	Par	4	4	5	3	4	4	3	4	4	35	4	4	3	5	4	5	3	4	4	36	71		
TS	Round 1	305	254	6	14	0	0	0	29			-2.034	1.744	0.534	0.244	1.650	1.894							
TS	Round 2	283	378	7	15	0	0	31				0.884	0.187	0.088	1.158	0.124	1.282							
TS	Round 3	278	289	9	11	0	0	25				-0.897	0.133	1.396	0.632	2.245	2.877							
TS	Round 4	297	310	7	11	2	2	30				-2.972	0.076	0.164	-2.731	-1.064	-3.795							
TS	Round 1		4	4	5	②	4	4	3	4	4	34	③	4	3	④	4	⑦	3	③	4	35	69	
TS	Round 2		4	③	④	3	4	4	3	4	4	33	4	⑤	3	④	4	5	3	③	4	35	68	
TS	Round 3		4	③	④	3	4	4	3	4	4	33	③	4	3	⑥	4	④	3	③	4	34	67	
TS	Round 4		⑥	4	⑥	3	⑤	③	3	4	⑤	39	4	⑤	3	④	4	④	3	③	4	34	73	277

41 Carson Young

-6

Strokes Gained Statistics

Course	DD1	DD2	FH	GIR	SH	SS	PT	OTT	APR	ARG	T2G	PUT	TOT										
TS Round 1	320	259	10	15	0	0	33	0.835	-0.272	0.343	0.906	-1.012	-0.106										
TS Round 2	298	287	5	15	1	0	29	-0.324	0.264	1.004	0.943	1.339	2.282										
TS Round 3	287	301	8	12	1	0	31	-0.402	1.039	-0.856	-0.219	-1.904	-2.123										
TS Round 4	272	292	7	15	2	1	31	-0.127	2.662	-0.393	2.143	-0.938	1.205										
TS Round 1		4	4	④	④	4	4	3	4	4	35	4	4	3	5	4	⑥	②	4	4	36	71	
TS Round 2		4	⑤	5	②	③	③	3	4	4	33	4	③	3	5	4	④	3	4	4	34	67	
TS Round 3		4	4	④	3	4	4	3	⑤	③	34	4	⑥	④	④	4	④	3	4	⑤	38	72	
TS Round 4		③	③	④	②	4	4	3	4	4	31	⑤	4	3	5	4	③	④	⑤	4	37	68	278

Beau Hossler

-6

Strokes Gained Statistics

Course	DD1	DD2	FH	GIR	SH	SS	PT	OTT	APR	ARG	T2G	PUT	TOT
TS Round 1	305	297	9	14	1	1	33	-0.509	0.788	-0.160	0.119	-1.225	-1.106
TS Round 2	289	312	10	13	1	1	26	1.186	-0.006	0.160	1.339	1.943	3.282
TS Round 3	292	287	9	12	2	1	30	0.800	-2.185	0.279	-1.106	-1.017	-2.123
TS Round 4	283	292	9	16	2	0	32	0.829	1.739	0.178	2.747	-1.542	1.205

Strokes Gained Legend: OTT = Off the Tee APR = Approach the Green ARG = Around the Green T2G = Tee to Green PUT = Putting TOT = Total Strokes Gained





2024 WM Phoenix Open Top Players



Course	Hole	1	2	3	4	5	6	7	8	9	Out	10	11	12	13	14	15	16	17	18	In	Total
TS TPC Scottsdale (Stadium)	Par	4	4	5	3	4	4	3	4	4	35	4	4	3	5	4	5	3	4	4	36	71

TS	Round 1	4	6	5	3	4	4	4	4	4	38	4	5	3	4	4	4	2	4	4	34	72	
TS	Round 2	4	5	4	3	4	4	3	3	3	33	4	4	2	4	4	4	4	3	4	33	66	
TS	Round 3	4	4	4	4	4	4	4	4	4	36	3	4	4	5	4	5	3	3	5	36	72	
TS	Round 4	4	4	4	3	4	4	3	4	4	34	4	4	3	4	4	5	3	3	4	34	68	278

Billy Horschel

-6

Strokes Gained Statistics

Course	DD1	DD2	FH	GIR	SH	SS	PT	OTT	APR	ARG	T2G	PUT	TOT
TS Round 1	290	294	8	13	2	1	31	-0.826	0.938	-1.355	-1.243	0.137	-1.106
TS Round 2	280	281	11	16	1	0	30	0.919	0.457	-0.347	1.028	1.254	2.282
TS Round 3	293	293	6	15	1	0	29	-1.738	2.211	0.135	0.608	3.269	3.877
TS Round 4	294	283	9	12	1	1	31	1.086	-3.718	-1.297	-3.928	0.133	-3.795

TS	Round 1	4	4	4	3	5	4	3	4	4	35	3	4	3	5	6	5	3	3	5	37	72	
TS	Round 2	4	4	4	3	4	4	2	4	4	33	4	4	3	5	3	5	3	3	4	34	67	
TS	Round 3	3	4	4	3	4	5	3	4	3	33	4	4	3	4	4	3	4	4	3	33	66	
TS	Round 4	4	4	4	3	3	4	3	4	4	33	4	5	3	5	5	6	3	4	5	40	73	278

Joel Dahmen

-6

Strokes Gained Statistics

Course	DD1	DD2	FH	GIR	SH	SS	PT	OTT	APR	ARG	T2G	PUT	TOT
TS Round 1	320	244	10	13	0	0	29	1.205	-1.538	0.292	-0.041	1.935	1.894
TS Round 2	286	281	9	15	1	1	30	0.066	1.528	-0.565	1.028	0.254	1.282
TS Round 3	275	283	11	10	2	1	28	0.132	-1.386	1.533	0.279	-1.402	-1.123
TS Round 4	278	279	10	13	4	4	30	0.207	-1.101	-0.057	-0.950	0.155	-0.795

TS	Round 1	3	4	5	2	4	4	3	4	4	33	4	3	3	5	5	5	3	4	4	36	69	
TS	Round 2	3	4	5	3	4	3	3	4	3	32	4	4	3	5	5	5	2	4	4	36	68	
TS	Round 3	4	3	4	3	5	3	4	4	4	34	5	4	3	5	4	5	3	4	4	37	71	
TS	Round 4	5	4	5	2	4	4	3	4	3	34	4	5	3	4	5	4	3	4	4	36	70	278

Strokes Gained Legend: OTT = Off the Tee APR = Approach the Green ARG = Around the Green T2G = Tee to Green PUT = Putting TOT = Total Strokes Gained





2024 WM Phoenix Open Top Players



Course	Hole	1	2	3	4	5	6	7	8	9	Out	10	11	12	13	14	15	16	17	18	In	Total
TS TPC Scottsdale (Stadium)	Par	4	4	5	3	4	4	3	4	4	35	4	4	3	5	4	5	3	4	4	36	71

Sami Valimaki

-6

Strokes Gained Statistics

Course	DD1	DD2	FH	GIR	SH	SS	PT	OTT	APR	ARG	T2G	PUT	TOT									
TS Round 1	297	291	7	14	1	1	31	0.990	1.375	1.204	3.569	-1.675	1.894									
TS Round 2	292	302	8	15	0	0	33	-0.558	0.769	-0.111	0.099	-0.817	-0.718									
TS Round 3	302	288	5	12	2	1	32	-2.810	1.325	-2.806	-4.291	-0.832	-5.123									
TS Round 4	284	295	12	15	0	0	28	1.878	2.038	-1.028	2.889	2.316	5.205									
TS Round 1	4	4	③	3	4	4	3	4	⑥	35	4	4	3	5	4	5	②	③	4	34	69	
TS Round 2	4	③	④	3	③	⑤	②	③	4	31	4	4	3	⑦	4	5	3	4	⑤	39	70	
TS Round 3	4	⑤	④	3	⑤	4	3	4	4	36	4	4	⑥	④	4	5	3	⑤	4	39	75	
TS Round 4	③	4	④	②	③	③	3	③	4	29	4	4	3	5	⑤	④	3	③	4	35	64	278

Wyndham Clark

-6

Strokes Gained Statistics

Course	DD1	DD2	FH	GIR	SH	SS	PT	OTT	APR	ARG	T2G	PUT	TOT									
TS Round 1	320	308	4	10	1	1	30	-1.580	1.117	-0.747	-1.210	0.104	-1.106									
TS Round 2	310	300	8	15	0	0	28	0.757	2.487	0.055	3.298	0.984	4.282									
TS Round 3	309	300	5	12	3	3	27	-0.742	0.879	1.658	1.795	2.082	3.877									
TS Round 4	319	318	7	10	2	1	32	-0.264	-0.238	-1.280	-1.781	-4.014	-5.795									
TS Round 1	⑤	4	③	②	⑤	⑤	④	③	4	35	4	4	3	5	4	5	3	⑤	4	37	72	
TS Round 2	4	4	④	3	4	4	3	4	4	34	4	③	3	③	④	3	4	4	31	65		
TS Round 3	4	4	③	3	4	4	3	4	③	32	4	4	3	④	4	④	3	4	4	34	66	
TS Round 4	4	⑥	5	3	4	4	3	4	4	37	4	4	④	5	4	④	3	⑤	⑤	38	75	278

Harry Hall

-6

Strokes Gained Statistics

Course	DD1	DD2	FH	GIR	SH	SS	PT	OTT	APR	ARG	T2G	PUT	TOT
TS Round 1	308	284	7	12	1	1	31	0.854	-0.514	1.453	1.793	-0.899	0.894
TS Round 2	291	298	4	14	1	1	32	-1.265	2.644	-1.242	0.136	-0.854	-0.718
TS Round 3	300	300	7	11	2	2	25	1.578	-1.663	-1.070	-1.155	4.032	2.877

Strokes Gained Legend: OTT = Off the Tee APR = Approach the Green ARG = Around the Green T2G = Tee to Green PUT = Putting TOT = Total Strokes Gained





2024 WM Phoenix Open Top Players



Course	Hole	1	2	3	4	5	6	7	8	9	Out	10	11	12	13	14	15	16	17	18	In	Total	
TS TPC Scottsdale (Stadium)	Par	4	4	5	3	4	4	3	4	4	35	4	4	3	5	4	5	3	4	4	36	71	
TS	Round 4	287	306	8	10	1	1	28				0.274	-1.927	1.445	-0.207	-1.588	-1.795						
TS	Round 1	4	4	④	②	4	4	3	4	4	33	⑤	③	④	5	4	④	3	⑤	4	37	70	
TS	Round 2	4	⑤	④	④	③	③	3	⑤	4	35	4	⑤	3	③	③	5	3	4	⑤	35	70	
TS	Round 3	4	4	④	②	⑤	⑤	3	③	4	34	4	4	④	5	③	④	3	②	4	33	67	
TS	Round 4	4	4	⑥	②	4	4	3	⑤	③	35	4	⑤	3	⑥	4	④	3	4	③	36	71	278
Ryan Fox		-6										Strokes Gained Statistics											
Course		DD1	DD2	FH	GIR	SH	SS	PT	OTT	APR	ARG	T2G	PUT	TOT									
TS	Round 1	295	298	8	15	3	2	30	1.273	2.559	0.007	3.839	1.055	4.894									
TS	Round 2	315	303	7	14	2	0	31	1.006	0.112	-0.097	1.020	0.262	1.282									
TS	Round 3	286	320	6	8	2	2	28	-3.214	-0.912	-0.706	-4.832	-0.291	-5.123									
TS	Round 4	312	286	4	14	2	2	28	-2.462	-1.164	-1.125	-4.750	4.955	0.205									
TS	Round 1	4	4	④	3	4	③	3	③	4	32	⑤	4	④	③	4	④	②	4	4	34	66	
TS	Round 2	4	4	④	3	③	4	3	4	4	33	4	4	3	④	⑤	④	④	4	③	35	68	
TS	Round 3	⑤	4	5	3	⑥	⑤	3	⑤	4	40	4	4	3	5	4	5	3	③	4	35	75	
TS	Round 4	4	③	5	②	4	4	3	4	4	33	4	⑤	3	④	4	④	②	⑦	③	36	69	278
49 Eric Cole		-5										Strokes Gained Statistics											
Course		DD1	DD2	FH	GIR	SH	SS	PT	OTT	APR	ARG	T2G	PUT	TOT									
TS	Round 1	299	274	10	11	0	0	29	0.649	-1.155	-0.415	-0.921	1.815	0.894									
TS	Round 2	275	287	7	12	0	0	28	0.021	0.183	-0.329	-0.126	0.408	0.282									
TS	Round 3	287	293	6	11	3	3	29	-1.010	1.087	-0.995	-0.918	0.795	-0.123									
TS	Round 4	304	312	9	13	3	1	30	-0.079	0.951	0.218	1.091	-1.886	-0.795									
TS	Round 1	4	4	④	3	4	4	3	4	4	34	4	4	3	④	4	5	④	4	4	36	70	
TS	Round 2	4	③	④	3	4	4	3	⑤	4	34	4	4	3	④	⑤	5	3	③	4	35	69	
TS	Round 3	⑤	4	5	④	⑤	4	3	4	③	37	③	4	3	④	4	5	④	③	③	33	70	

Strokes Gained Legend: OTT = Off the Tee APR = Approach the Green ARG = Around the Green T2G = Tee to Green PUT = Putting TOT = Total Strokes Gained



2024 WM Phoenix Open Top Players



Course	Hole	1	2	3	4	5	6	7	8	9	Out	10	11	12	13	14	15	16	17	18	In	Total
TS TPC Scottsdale (Stadium)	Par	4	4	5	3	4	4	3	4	4	35	4	4	3	5	4	5	3	4	4	36	71

TS Round 4 4 5 5 2 4 4 3 4 3 **34** 4 5 3 4 4 4 4 3 5 **36** **70** **279**

Zac Blair

-5

Strokes Gained Statistics

Course	DD1	DD2	FH	GIR	SH	SS	PT	OTT	APR	ARG	T2G	PUT	TOT
TS Round 1	287	274	12	15	3	2	32	0.926	2.267	0.025	3.218	-1.324	1.894
TS Round 2	258	274	8	15	1	0	30	-1.267	0.381	-0.341	-1.228	2.510	1.282
TS Round 3	286	259	10	10	2	2	29	-1.199	-2.307	1.783	-1.723	-1.400	-3.123
TS Round 4	266	269	9	10	2	1	25	0.024	-3.181	2.643	-0.513	0.718	0.205

TS Round 1 3 4 5 3 4 4 3 4 4 **34** 4 4 3 4 5 4 3 4 4 **35** **69**

TS Round 2 4 4 5 3 4 4 3 4 4 **35** 4 3 4 4 3 5 2 5 3 **33** **68**

TS Round 3 4 4 5 3 5 4 3 4 4 **36** 5 4 3 5 4 5 3 4 4 **37** **73**

TS Round 4 4 4 5 3 4 3 4 4 3 **34** 3 4 3 5 4 5 3 4 4 **35** **69** **279**

Garrick Higgs

-5

Strokes Gained Statistics

Course	DD1	DD2	FH	GIR	SH	SS	PT	OTT	APR	ARG	T2G	PUT	TOT
TS Round 1	300	274	5	9	2	1	29	-1.938	-1.849	0.840	-2.947	0.841	-2.106
TS Round 2	292	277	9	11	0	0	26	0.645	0.765	0.222	1.631	0.651	2.282
TS Round 3	313	295	8	12	3	2	28	0.720	0.304	-0.688	0.336	3.541	3.877
TS Round 4	284	315	8	14	1	0	33	0.232	0.543	-1.944	-1.168	-2.627	-3.795

TS Round 1 4 4 4 3 4 5 3 4 6 **37** 5 3 4 4 4 6 3 3 4 **36** **73**

TS Round 2 3 4 5 2 4 4 3 4 4 **33** 4 4 3 6 3 4 3 3 4 **34** **67**

TS Round 3 4 3 4 4 3 4 3 3 4 **32** 4 4 3 4 5 4 2 3 5 **34** **66**

TS Round 4 4 5 4 3 4 4 3 4 4 **35** 5 4 3 5 3 5 3 5 5 **38** **73** **279**

Kevin Chappell

-5

Strokes Gained Statistics

Course	DD1	DD2	FH	GIR	SH	SS	PT	OTT	APR	ARG	T2G	PUT	TOT
TS Round 1	321	278	6	13	0	0	32	-0.119	-1.011	-0.088	-1.218	0.112	-1.106
TS Round 2	303	294	6	11	1	1	27	-0.036	-2.610	0.029	-2.618	3.900	1.282

Strokes Gained Legend: OTT = Off the Tee APR = Approach the Green ARG = Around the Green T2G = Tee to Green PUT = Putting TOT = Total Strokes Gained





2024 WM Phoenix Open Top Players



Course	Hole	1	2	3	4	5	6	7	8	9	Out	10	11	12	13	14	15	16	17	18	In	Total
TS TPC Scottsdale (Stadium)	Par	4	4	5	3	4	4	3	4	4	35	4	4	3	5	4	5	3	4	4	36	71

TS	Round 3	293	299	5	10	4	3	29				-0.365	-0.854	-0.193	-1.412	0.289						-1.123		
TS	Round 4	290	309	9	11	2	1	26				-2.018	0.545	0.584	-0.888	2.093						1.205		
TS	Round 1		4	4	④	3	⑤	4	3	4	4	35	4	⑤	④	④	4	5	3	4	4	37	72	
TS	Round 2		4	4	④	②	4	4	3	⑤	③	33	4	4	3	5	4	5	3	③	4	35	68	
TS	Round 3		4	4	④	3	4	⑤	3	③	⑤	35	4	4	④	④	4	⑥	3	③	4	36	71	
TS	Round 4		4	4	④	②	4	4	3	4	4	33	4	⑤	④	④	4	④	3	4	③	35	68	279

53 Martin Laird -4

Course		DD1	DD2	FH	GIR	SH	SS	PT	Strokes Gained Statistics						TOT									
		OTT	APR	ARG	T2G	PUT							TOT											
TS	Round 1	336	254	9	13	0	0	29	-0.361	-0.529	0.348	-0.542	2.436	1.894										
TS	Round 2	296	305	7	13	0	0	29	-0.472	-0.839	2.500	1.188	-0.906	0.282										
TS	Round 3	277	296	11	8	1	0	28	-0.590	-2.823	0.655	-2.758	-0.365	-3.123										
TS	Round 4	278	295	8	15	0	0	29	-0.451	2.857	-1.440	0.967	-0.762	0.205										
TS	Round 1		4	4	5	3	⑤	4	3	4	4	36	③	4	3	③	⑤	5	②	4	4	33	69	
TS	Round 2		4	4	5	3	4	4	3	4	③	34	4	4	④	④	4	5	②	4	4	35	69	
TS	Round 3		4	4	⑥	3	③	⑤	3	4	4	36	③	⑤	3	④	4	⑥	④	4	4	37	73	
TS	Round 4		⑤	4	5	3	③	4	⑤	4	4	37	③	③	3	5	③	5	3	4	③	32	69	280

Tyler Duncan -4

Course		DD1	DD2	FH	GIR	SH	SS	PT	Strokes Gained Statistics						TOT								
		OTT	APR	ARG	T2G	PUT							TOT										
TS	Round 1	316	281	7	13	1	1	32	0.523	-0.710	0.262	0.075	-0.181	-0.106									
TS	Round 2	293	303	11	16	0	0	30	0.906	1.262	-0.109	2.058	0.224	2.282									
TS	Round 3	281	297	9	14	1	0	34	0.503	1.117	0.418	2.038	-3.161	-1.123									
TS	Round 4	285	291	11	12	3	1	29	-0.986	-0.357	-0.998	-2.340	0.545	-1.795									
TS	Round 1		4	4	④	3	4	4	④	4	4	35	4	⑤	3	④	4	5	3	4	4	36	71
TS	Round 2		4	4	④	②	4	4	④	4	4	34	4	4	②	④	4	④	3	4	4	33	67

Strokes Gained Legend: OTT = Off the Tee APR = Approach the Green ARG = Around the Green T2G = Tee to Green PUT = Putting TOT = Total Strokes Gained





2024 WM Phoenix Open Top Players



Course	Hole	1	2	3	4	5	6	7	8	9	Out	10	11	12	13	14	15	16	17	18	In	Total
TS TPC Scottsdale (Stadium)	Par	4	4	5	3	4	4	3	4	4	35	4	4	3	5	4	5	3	4	4	36	71

TS	Round 3	4	4	④	3	⑤	⑤	3	③	4	35	⑤	⑤	④	④	4	④	3	③	4	36	71	
TS	Round 4	4	4	5	3	4	4	④	4	③	35	4	⑤	3	④	4	⑥	3	4	③	36	71	280

Matt Wallace

-4

Strokes Gained Statistics

Course	DD1	DD2	FH	GIR	SH	SS	PT	OTT	APR	ARG	T2G	PUT	TOT									
TS Round 1	301	254	6	9	1	0	31	0.238	-1.437	0.725	-0.474	-3.632	-4.106									
TS Round 2	302	281	9	16	2	2	29	0.264	3.642	0.831	4.736	0.546	5.282									
TS Round 3	296	302	7	12	0	0	34	-3.426	1.325	-1.327	-3.428	-0.695	-4.123									
TS Round 4	343	308	8	11	1	0	25	-0.181	0.027	0.328	0.175	2.030	2.205									
TS Round 1	4	4	5	3	4	4	④	4	4	36	4	4	④	⑤	5	④	4	⑤	39	75		
TS Round 2	4	4	④	②	③	4	3	4	4	32	③	4	3	④	4	④	3	③	4	32	64	
TS Round 3	⑤	⑤	④	②	4	4	3	4	⑤	36	4	⑤	3	④	4	⑥	④	4	4	38	74	
TS Round 4	4	4	③	3	③	③	3	4	③	30	⑤	⑤	3	5	③	④	④	4	4	37	67	280

Justin Lower

-4

Strokes Gained Statistics

Course	DD1	DD2	FH	GIR	SH	SS	PT	OTT	APR	ARG	T2G	PUT	TOT									
TS Round 1	305	277	8	15	1	0	34	1.083	0.298	-0.455	0.926	-1.032	-0.106									
TS Round 2	301	298	7	13	1	0	29	-0.006	1.355	0.990	2.338	-2.056	0.282									
TS Round 3	283	285	5	12	3	1	31	-1.816	-0.985	0.367	-2.434	-0.689	-3.123									
TS Round 4	282	297	8	16	1	0	30	0.087	1.933	-0.450	1.571	0.634	2.205									
TS Round 1	4	4	④	3	4	4	3	4	4	34	4	4	②	5	⑤	5	④	4	4	37	71	
TS Round 2	4	⑤	5	②	4	③	3	⑤	4	35	4	4	3	5	4	④	④	③	③	34	69	
TS Round 3	4	4	5	②	⑤	4	3	4	③	34	⑤	4	④	5	4	5	④	4	4	39	73	
TS Round 4	③	4	④	3	4	③	3	4	4	32	③	4	④	④	4	5	3	⑤	③	35	67	280

Mark Hubbard

-4

Strokes Gained Statistics

Course	DD1	DD2	FH	GIR	SH	SS	PT	OTT	APR	ARG	T2G	PUT	TOT
TS Round 1	293	290	8	14	1	0	29	-0.226	1.087	0.150	1.011	-0.117	0.894

Strokes Gained Legend: OTT = Off the Tee APR = Approach the Green ARG = Around the Green T2G = Tee to Green PUT = Putting TOT = Total Strokes Gained



2024 WM Phoenix Open Top Players



Course	Hole	1	2	3	4	5	6	7	8	9	Out	10	11	12	13	14	15	16	17	18	In	Total
TS TPC Scottsdale (Stadium)	Par	4	4	5	3	4	4	3	4	4	35	4	4	3	5	4	5	3	4	4	36	71

TS	Round 2	290	279	9	12	1	1	29				-1.386	0.645	-0.262	-1.004	0.286	-0.718							
TS	Round 3	285	303	8	11	2	1	29				-0.617	1.005	-0.640	-0.252	-1.871	-2.123							
TS	Round 4	289	295	9	10	1	1	26				0.081	-1.464	2.560	1.178	0.027	1.205							
TS	Round 1		4	4	5	3	4	③	3	③	⑤	34	⑤	⑤	3	④	4	④	3	4	4	36	70	
TS	Round 2		⑤	⑤	④	3	③	4	②	⑤	⑤	36	⑤	4	3	④	4	④	3	③	4	34	70	
TS	Round 3		4	⑤	④	3	4	4	④	4	4	36	4	4	④	④	⑥	④	3	③	4	36	72	
TS	Round 4		4	4	④	3	4	4	3	4	4	34	③	4	②	④	4	⑥	3	4	4	34	68	280

Tyson Alexander

-4

Strokes Gained Statistics

Course	DD1	DD2	FH	GIR	SH	SS	PT	OTT	APR	ARG	T2G	PUT	TOT
TS Round 1	316	265	10	10	0	0	29	-0.583	-2.296	-0.044	-2.923	1.817	-1.106
TS Round 2	301	277	8	14	0	0	31	-0.509	2.907	-0.325	2.072	-0.790	1.282
TS Round 3	295	297	7	17	2	1	35	-0.145	0.536	0.494	0.885	-2.008	-1.123
TS Round 4	296	303	9	13	1	1	28	0.084	-1.669	0.362	-1.222	1.427	0.205

TS	Round 1		③	⑤	④	3	4	4	3	4	4	34	4	⑥	④	④	4	5	3	4	4	38	72	
TS	Round 2		4	③	④	②	4	4	3	⑤	4	33	③	4	④	④	4	5	3	4	4	35	68	
TS	Round 3		4	4	5	3	4	4	④	4	4	36	4	4	②	5	③	⑥	3	4	4	35	71	
TS	Round 4		4	4	④	3	4	4	3	4	4	34	③	4	⑤	④	4	④	②	4	⑤	35	69	280

Alex Noren

-4

Strokes Gained Statistics

Course	DD1	DD2	FH	GIR	SH	SS	PT	OTT	APR	ARG	T2G	PUT	TOT
TS Round 1	359	241	8	12	2	1	30	0.138	0.771	-0.196	0.713	1.181	1.894
TS Round 2	290	256	9	12	0	0	30	0.506	-2.462	0.128	-1.829	0.111	-1.718
TS Round 3	286	284	11	12	1	1	31	1.916	-1.706	0.568	0.778	-0.901	-0.123
TS Round 4	286	282	12	11	1	1	29	0.140	-1.270	0.269	-0.860	0.065	-0.795

TS	Round 1		⑤	4	④	3	4	4	3	③	4	34	4	4	3	④	⑤	5	②	4	4	35	69
----	---------	--	---	---	---	---	---	---	---	---	---	----	---	---	---	---	---	---	---	---	---	----	----

Strokes Gained Legend: OTT = Off the Tee APR = Approach the Green ARG = Around the Green T2G = Tee to Green PUT = Putting TOT = Total Strokes Gained





2024 WM Phoenix Open Top Players



Course	Hole	1	2	3	4	5	6	7	8	9	Out	10	11	12	13	14	15	16	17	18	In	Total
TS TPC Scottsdale (Stadium)	Par	4	4	5	3	4	4	3	4	4	35	4	4	3	5	4	5	3	4	4	36	71

TS	Round 2	5	4	5	3	4	5	3	3	4	36	4	4	3	4	4	5	3	4	4	35	71	
TS	Round 3	4	4	5	2	4	4	4	4	4	35	4	4	4	4	5	4	3	3	4	35	70	
TS	Round 4	4	4	4	3	4	3	3	5	3	33	4	4	3	4	4	6	3	4	5	37	70	280

60 Adrien Dumont de Chassart -3

Course		DD1	DD2	FH	GIR	SH	SS	PT	Strokes Gained Statistics						TOT						
		OTT	APR	ARG	T2G	PUT							TOT								
TS	Round 1	307	284	9	13	0	0	32	-0.086	-0.829	0.549	-0.366	-0.740	-1.106							
TS	Round 2	311	289	11	14	1	0	28	1.972	0.025	-0.254	1.742	1.540	3.282							
TS	Round 3	292	308	9	13	1	1	32	0.754	0.873	0.360	1.987	-3.110	-1.123							
TS	Round 4	325	292	9	10	4	2	30	1.343	-1.307	-1.368	-1.331	-1.464	-2.795							
TS	Round 1	3	3	5	4	4	3	4	4	34	4	4	3	5	5	3	4	5	38	72	
TS	Round 2	3	3	5	3	4	3	4	4	33	3	4	3	4	5	3	3	4	33	66	
TS	Round 3	4	4	5	3	5	4	3	4	36	4	4	3	4	5	3	4	4	35	71	
TS	Round 4	4	5	6	3	5	3	4	4	38	3	4	3	5	5	3	4	4	34	72	281

Shane Lowry -3

Course		DD1	DD2	FH	GIR	SH	SS	PT	Strokes Gained Statistics						TOT							
		OTT	APR	ARG	T2G	PUT							TOT									
TS	Round 1	316	257	7	12	1	0	26	-0.714	1.913	0.641	1.840	2.054	3.894								
TS	Round 2	292	271	10	12	2	1	30	0.689	-1.358	0.637	-0.033	-0.685	-0.718								
TS	Round 3	251	283	13	13	0	0	28	0.906	1.229	-0.649	1.486	0.391	1.877								
TS	Round 4	356	282	8	10	2	0	32	-0.115	-1.577	-0.260	-1.951	-4.844	-6.795								
TS	Round 1	4	5	5	3	4	4	3	4	36	3	3	3	4	4	4	4	3	3	31	67	
TS	Round 2	4	4	4	3	4	4	4	4	35	4	3	3	5	5	3	3	4	35	70		
TS	Round 3	5	4	4	3	3	3	3	5	33	3	4	3	5	5	4	3	3	35	68		
TS	Round 4	5	4	5	3	5	4	4	3	37	4	5	4	5	4	5	3	4	5	39	76	281

Robby Shelton -3

Course		DD1	DD2	FH	GIR	SH	SS	PT	Strokes Gained Statistics						TOT
		OTT	APR	ARG	T2G	PUT							TOT		

Strokes Gained Legend: OTT = Off the Tee APR = Approach the Green ARG = Around the Green T2G = Tee to Green PUT = Putting TOT = Total Strokes Gained





2024 WM Phoenix Open Top Players



Course	Hole	1	2	3	4	5	6	7	8	9	Out	10	11	12	13	14	15	16	17	18	In	Total
TS TPC Scottsdale (Stadium)	Par	4	4	5	3	4	4	3	4	4	35	4	4	3	5	4	5	3	4	4	36	71

TS	Round 1	291	280	10	11	2	2	29				1.035	-1.266	1.498	1.267	0.627	1.894									
TS	Round 2	290	279	5	12	4	2	29				-2.087	0.179	0.280	-1.629	0.911	-0.718									
TS	Round 3	277	281	7	10	3	2	26				-0.469	-1.045	1.142	-0.372	1.249	0.877									
TS	Round 4	284	283	7	15	2	1	35				-1.152	0.252	-0.948	-1.847	-1.948	-3.795									
TS	Round 1	4	4	5	3	4	4	4	4	4	36	3	4	3	4	4	3	4	4	3	4	4	33	69		
TS	Round 2	4	5	5	3	4	5	3	4	4	37	3	5	3	4	4	3	3	4	3	3	4	3	33	70	
TS	Round 3	4	5	4	3	4	3	3	4	4	34	4	4	3	5	4	5	3	4	3	4	3	3	35	69	
TS	Round 4	5	4	5	3	5	4	2	5	4	37	4	5	2	4	4	5	4	4	4	4	4	4	36	73	281

Zach Johnson

-3

Strokes Gained Statistics

Course	DD1	DD2	FH	GIR	SH	SS	PT	OTT	APR	ARG	T2G	PUT	TOT														
TS Round 1	278	268	7	13	2	2	30	-0.443	0.425	0.820	0.802	0.092	0.894														
TS Round 2	278	274	8	12	2	2	29	-1.170	-0.442	0.685	-0.928	0.210	-0.718														
TS Round 3	274	276	9	14	1	1	33	0.042	1.625	-0.194	1.473	-1.596	-0.123														
TS Round 4	286	293	6	11	2	1	28	-0.182	-1.917	-0.693	-2.791	0.996	-1.795														
TS Round 1	4	4	5	3	4	4	3	4	5	36	3	4	3	4	5	3	4	4	3	4	4	3	4	34	70		
TS Round 2	4	4	5	3	4	4	3	5	4	36	3	4	3	5	4	5	3	3	4	3	3	4	3	4	34	70	
TS Round 3	4	5	4	2	4	4	3	4	4	34	4	4	3	5	4	6	3	3	4	3	3	4	3	4	36	70	
TS Round 4	3	4	4	3	4	5	4	5	4	36	4	3	3	5	5	4	3	4	4	3	4	4	3	4	35	71	281

Brian Harman

-3

Strokes Gained Statistics

Course	DD1	DD2	FH	GIR	SH	SS	PT	OTT	APR	ARG	T2G	PUT	TOT
TS Round 1	318	264	10	9	2	1	26	-0.036	-2.474	0.764	-1.746	1.640	-0.106
TS Round 2	290	270	10	12	2	2	29	0.293	-1.099	0.178	-0.629	0.911	0.282
TS Round 3	283	284	9	12	1	1	26	0.100	-0.620	0.388	-0.132	1.009	0.877
TS Round 4	285	306	10	10	2	1	29	0.964	-2.029	0.232	-0.832	-1.963	-2.795

Strokes Gained Legend: OTT = Off the Tee APR = Approach the Green ARG = Around the Green T2G = Tee to Green PUT = Putting TOT = Total Strokes Gained





2024 WM Phoenix Open Top Players



Course	Hole	1	2	3	4	5	6	7	8	9	Out	10	11	12	13	14	15	16	17	18	In	Total	
TS TPC Scottsdale (Stadium)	Par	4	4	5	3	4	4	3	4	4	35	4	4	3	5	4	5	3	4	4	36	71	
TS	Round 1	③	4	④	3	4	⑤	④	4	4	35	4	③	⑤	5	4	5	②	⑤	③	36	71	
TS	Round 2	4	③	④	④	4	4	3	⑤	4	35	4	4	3	④	4	④	3	4	4	34	69	
TS	Round 3	4	③	5	3	4	4	3	4	4	34	4	⑤	④	④	4	5	②	③	4	35	69	
TS	Round 4	4	③	5	3	4	4	④	4	4	35	4	⑤	3	5	⑤	5	3	③	4	37	72	281

65 Bud Cauley

-2

Strokes Gained Statistics

Course	DD1	DD2	FH	GIR	SH	SS	PT	OTT	APR	ARG	T2G	PUT	TOT
TS	287	296	7	15	0	0	31	0.512	2.089	-0.215	2.386	-0.492	1.894
TS	267	288	9	14	1	1	29	0.188	0.152	0.896	1.235	0.047	1.282
TS	266	286	8	16	0	0	34	-0.262	2.022	-0.282	1.478	-1.601	-0.123
TS	288	283	9	12	2	1	34	0.120	-0.656	-1.559	-2.094	-3.701	-5.795

TS	Round 1	4	4	④	3	4	4	3	4	⑤	35	4	4	3	④	4	④	3	4	4	34	69	
TS	Round 2	4	4	④	3	③	4	3	4	4	33	4	4	3	④	⑤	④	3	4	4	35	68	
TS	Round 3	4	4	5	3	4	③	3	4	4	34	⑤	4	3	5	⑤	④	3	③	4	36	70	
TS	Round 4	4	4	5	④	4	4	3	4	4	36	4	4	3	5	4	5	3	⑦	4	39	75	282

66 Byeong Hun An

-1

Strokes Gained Statistics

Course	DD1	DD2	FH	GIR	SH	SS	PT	OTT	APR	ARG	T2G	PUT	TOT
TS	316	290	7	11	1	1	29	0.932	-0.219	-0.239	0.474	0.420	0.894
TS	317	305	7	17	0	0	32	0.951	1.086	-0.204	1.832	-0.550	1.282
TS	288	298	8	11	0	0	32	-0.409	-1.568	-0.800	-2.777	-2.346	-5.123
TS	319	312	5	14	1	0	31	0.811	-0.676	-0.463	-0.327	-0.468	-0.795

TS	Round 1	⑤	⑤	④	②	4	⑤	3	4	③	35	4	③	②	5	4	⑥	④	③	4	35	70	
TS	Round 2	4	4	5	3	③	③	3	4	4	33	⑤	4	3	④	③	⑥	3	③	4	35	68	
TS	Round 3	4	⑤	5	④	4	⑤	3	⑤	4	39	4	⑤	3	④	4	⑥	②	4	4	36	75	
TS	Round 4	③	⑤	5	②	4	4	④	4	4	35	③	⑤	②	④	⑤	5	3	4	4	35	70	283

Strokes Gained Legend: OTT = Off the Tee APR = Approach the Green ARG = Around the Green T2G = Tee to Green PUT = Putting TOT = Total Strokes Gained



2024 WM Phoenix Open Top Players



Course	Hole	1	2	3	4	5	6	7	8	9	Out	10	11	12	13	14	15	16	17	18	In	Total
TS TPC Scottsdale (Stadium)	Par	4	4	5	3	4	4	3	4	4	35	4	4	3	5	4	5	3	4	4	36	71

Nick Hardy

-1

Strokes Gained Statistics

Course	DD1	DD2	FH	GIR	SH	SS	PT	OTT	APR	ARG	T2G	PUT	TOT									
TS Round 1	313	285	8	14	1	0	33	0.022	0.418	0.746	1.186	-1.292	-0.106									
TS Round 2	293	334	11	13	3	2	27	1.700	-0.374	0.824	2.149	1.133	3.282									
TS Round 3	302	294	8	13	0	0	28	0.632	-0.704	1.293	1.221	0.656	1.877									
TS Round 4	284	290	7	8	5	2	30	-0.469	-6.043	-1.646	-8.157	-0.638	-8.795									
TS Round 1	4	4	5	3	③	4	3	⑤	4	35	4	4	④	5	4	5	3	4	③	36	71	
TS Round 2	4	4	5	②	4	③	3	4	⑤	34	4	4	3	④	③	④	3	③	4	32	66	
TS Round 3	4	4	④	3	4	③	②	4	⑤	33	4	4	④	5	4	5	②	③	4	35	68	
TS Round 4	4	⑤	5	3	4	4	3	4	4	36	4	4	④	⑧	4	⑥	3	⑤	4	42	78	283

Jesse Mueller

-1

Strokes Gained Statistics

Course	DD1	DD2	FH	GIR	SH	SS	PT	OTT	APR	ARG	T2G	PUT	TOT									
TS Round 1	265	279	8	13	1	0	31	0.466	-1.342	-0.311	-1.187	1.081	-0.106									
TS Round 2	287	320	9	13	0	0	27	-0.028	-0.403	-0.766	-1.198	2.480	1.282									
TS Round 3	270	281	8	12	2	2	31	-0.707	-0.894	-1.170	-2.771	-0.352	-3.123									
TS Round 4	255	278	7	14	1	1	30	-0.046	-0.567	-1.237	-1.849	0.054	-1.795									
TS Round 1	4	③	5	②	⑤	③	3	4	⑤	34	4	4	3	5	4	5	④	4	4	37	71	
TS Round 2	4	4	④	3	③	⑤	②	4	4	33	4	⑤	3	④	4	④	3	4	4	35	68	
TS Round 3	⑥	4	5	3	4	4	3	4	⑤	38	4	4	3	5	4	5	②	③	⑤	35	73	
TS Round 4	4	③	5	3	4	③	3	4	4	33	4	4	3	5	4	5	3	⑤	⑤	38	71	283

Seamus Power

-1

Strokes Gained Statistics

Course	DD1	DD2	FH	GIR	SH	SS	PT	OTT	APR	ARG	T2G	PUT	TOT
TS Round 1	319	300	7	13	1	1	31	1.525	-1.246	1.052	1.331	-1.437	-0.106
TS Round 2	296	288	8	14	1	1	30	0.060	0.302	0.963	1.324	-1.042	0.282
TS Round 3	339	295	8	12	2	1	35	0.882	-1.714	0.078	-0.754	-3.369	-4.123

Strokes Gained Legend: OTT = Off the Tee APR = Approach the Green ARG = Around the Green T2G = Tee to Green PUT = Putting TOT = Total Strokes Gained





2024 WM Phoenix Open Top Players



Course	Hole	1	2	3	4	5	6	7	8	9	Out	10	11	12	13	14	15	16	17	18	In	Total
TS TPC Scottsdale (Stadium)	Par	4	4	5	3	4	4	3	4	4	35	4	4	3	5	4	5	3	4	4	36	71

TS	Round 4	281	285	6	12	0	0	28				-0.734	1.125	0.602	0.994	-0.789	0.205						
TS	Round 1	4	5	5	3	4	3	4	4	4	36	4	4	3	4	4	5	3	4	4	35	71	
TS	Round 2	4	4	4	3	4	4	4	4	4	36	4	4	3	4	4	4	3	4	3	33	69	
TS	Round 3	4	5	4	4	5	4	3	4	5	38	4	4	3	5	4	5	3	4	4	36	74	
TS	Round 4	3	4	5	2	4	3	3	5	5	34	4	4	3	4	4	3	5	4	3	35	69	283

Sungjae Im

-1

Strokes Gained Statistics

Course	DD1	DD2	FH	GIR	SH	SS	PT	OTT	APR	ARG	T2G	PUT	TOT					
TS Round 1	303	266	6	10	3	2	28	-0.059	-0.808	1.547	0.680	0.214	0.894					
TS Round 2	331	280	8	13	2	1	31	0.538	0.039	-0.225	0.351	-1.069	-0.718					
TS Round 3	285	315	10	9	3	2	31	1.168	-2.168	-0.781	-1.781	-3.342	-5.123					
TS Round 4	274	295	6	12	2	2	28	0.201	-1.804	1.540	-0.062	1.267	1.205					
TS Round 1	3	3	5	3	4	4	3	4	4	3	5	5	3	4	4	37	70	
TS Round 2	4	4	4	4	4	3	5	4	3	5	5	4	3	3	4	35	70	
TS Round 3	4	4	5	3	5	4	3	4	4	4	4	6	4	4	4	39	75	
TS Round 4	4	5	3	3	4	4	3	4	4	3	5	3	4	3	4	34	68	283

71 Matt NeSmith

E

Strokes Gained Statistics

Course	DD1	DD2	FH	GIR	SH	SS	PT	OTT	APR	ARG	T2G	PUT	TOT				
TS Round 1	291	288	13	18	0	0	35	1.915	-0.173	-0.035	1.707	-0.813	0.894				
TS Round 2	292	275	11	17	1	0	33	1.167	-0.176	-0.617	0.373	-0.091	0.282				
TS Round 3	284	286	8	10	3	1	29	-0.741	-2.197	0.653	-2.285	-0.838	-3.123				
TS Round 4	280	292	11	11	4	2	30	0.971	-3.026	0.162	-1.892	-0.903	-2.795				
TS Round 1	4	4	5	3	4	4	3	4	4	3	4	5	3	4	4	35	70
TS Round 2	4	4	5	3	4	4	3	4	3	5	4	5	3	3	4	35	69
TS Round 3	3	5	6	2	5	4	4	4	4	4	5	6	2	3	4	36	73

Strokes Gained Legend: OTT = Off the Tee APR = Approach the Green ARG = Around the Green T2G = Tee to Green PUT = Putting TOT = Total Strokes Gained





2024 WM Phoenix Open Top Players



Course	Hole	1	2	3	4	5	6	7	8	9	Out	10	11	12	13	14	15	16	17	18	In	Total	
TS TPC Scottsdale (Stadium)	Par	4	4	5	3	4	4	3	4	4	35	4	4	3	5	4	5	3	4	4	36	71	
TS	Round 4	5	4	5	4	4	4	3	5	4	38	4	5	4	5	3	4	3	3	3	34	72	284
Min Woo Lee		E																					
Course		DD1	DD2	FH	GIR	SH	SS	PT	Strokes Gained Statistics						OTT	APR	ARG	T2G	PUT	TOT			
TS	Round 1	324	283	6	15	0	0	35	0.909	0.954	-0.838	1.025	-1.131	-0.106									
TS	Round 2	316	315	10	11	2	1	29	1.192	-0.179	0.745	1.757	-1.475	0.282									
TS	Round 3	321	293	8	11	3	0	29	1.257	-3.209	-0.805	-2.757	1.634	-1.123									
TS	Round 4	317	305	4	8	3	1	27	-0.804	-3.081	0.052	-3.832	0.037	-3.795									
TS	Round 1		4	4	5	3	3	4	3	5	4	3	6	4	4	3	4	4			36	71	
TS	Round 2		4	5	3	4	4	4	4	4	4	3	4	4	4	4	4	4			35	69	
TS	Round 3		4	3	4	3	4	5	3	3	5	3	4	6	4	5	4				37	71	
TS	Round 4		4	4	5	3	5	4	3	4	4	3	4	5	3	4	4				37	73	284
73 Nicolo Galletti		+2																					
Course		DD1	DD2	FH	GIR	SH	SS	PT	Strokes Gained Statistics						OTT	APR	ARG	T2G	PUT	TOT			
TS	Round 1	296	233	10	13	0	0	31	0.107	1.121	-0.215	1.013	-1.119	-0.106									
TS	Round 2	280	280	13	16	2	1	30	0.605	1.434	-0.285	1.753	0.529	2.282									
TS	Round 3	281	287	11	10	3	0	31	0.424	-2.529	0.264	-1.841	-2.282	-4.123									
TS	Round 4	289	274	9	10	1	1	31	-0.039	-1.897	0.933	-1.002	-3.793	-4.795									
TS	Round 1		4	4	5	2	3	5	3	4	4	3	5	5	3	4	4				37	71	
TS	Round 2		3	5	5	3	4	4	3	4	4	3	3	2	5	4	5	2	4	4		32	67
TS	Round 3		4	4	4	4	5	4	4	4	4	4	4	5	3	3	5				37	74	
TS	Round 4		5	5	5	2	4	4	3	5	4	3	4	5	3	4	4				37	74	286
Cut Sam Ryder		-1																					
Course		DD1	DD2	FH	GIR	SH	SS	PT	Strokes Gained Statistics						OTT	APR	ARG	T2G	PUT	TOT			
TS	Round 1	292	285	7	14	2	1	31	0.274	2.419	0.132	2.825	-0.931	1.894									
TS	Round 2	277	278	10	13	1	1	31	-0.651	-0.756	-0.469	-1.877	-0.841	-2.718									

Strokes Gained Legend: OTT = Off the Tee APR = Approach the Green ARG = Around the Green T2G = Tee to Green PUT = Putting TOT = Total Strokes Gained



2024 WM Phoenix Open Top Players



Course	Hole	1	2	3	4	5	6	7	8	9	Out	10	11	12	13	14	15	16	17	18	In	Total
TS TPC Scottsdale (Stadium)	Par	4	4	5	3	4	4	3	4	4	35	4	4	3	5	4	5	3	4	4	36	71

TS	Round 1	4	4	④	3	4	4	3	4	4	34	4	4	3	5	4	5	②	4	4	35	69	
TS	Round 2	4	4	④	④	⑤	4	3	4	4	36	4	4	3	5	4	⑥	④	③	③	36	72	141

Cut Will Gordon -1

Strokes Gained Statistics

Course	DD1	DD2	FH	GIR	SH	SS	PT	OTT	APR	ARG	T2G	PUT	TOT									
TS Round 1	293	293	6	17	1	0	34	0.631	2.806	-0.484	2.953	-2.059	0.894									
TS Round 2	303	306	6	13	0	0	29	-1.512	-0.644	0.041	-2.116	0.398	-1.718									
TS Round 1	4	⑤	④	3	⑤	③	3	4	4	35	4	4	3	5	4	5	②	4	4	35	70	
TS Round 2	4	4	④	④	③	4	3	4	4	34	4	4	3	④	4	⑧	②	4	4	37	71	141

Cut Stewart Cink -1

Strokes Gained Statistics

Course	DD1	DD2	FH	GIR	SH	SS	PT	OTT	APR	ARG	T2G	PUT	TOT									
TS Round 1	332	279	10	16	1	0	35	0.207	2.386	-0.871	1.722	-1.828	-0.106									
TS Round 2	290	315	8	11	2	2	28	-1.820	-1.174	0.380	-2.615	1.897	-0.718									
TS Round 1	4	4	④	3	③	4	⑤	4	4	35	4	4	3	④	4	5	3	⑤	4	36	71	
TS Round 2	4	③	5	3	⑤	③	3	4	4	34	4	⑥	②	④	4	5	3	③	⑤	36	70	141

Cut J.T. Poston -1

Strokes Gained Statistics

Course	DD1	DD2	FH	GIR	SH	SS	PT	OTT	APR	ARG	T2G	PUT	TOT									
TS Round 1	294	300	8	13	2	2	29	0.685	-1.581	0.183	-0.713	1.607	0.894									
TS Round 2	282	308	10	15	0	0	35	1.035	2.634	-0.690	2.978	-4.696	-1.718									
TS Round 1	4	⑤	⑥	3	4	③	④	4	4	37	③	4	3	④	4	5	3	③	4	33	70	
TS Round 2	⑤	4	③	④	4	4	3	⑤	4	36	4	⑤	④	④	4	④	3	③	4	35	71	141

Cut Camilo Villegas -1

Strokes Gained Statistics

Course	DD1	DD2	FH	GIR	SH	SS	PT	OTT	APR	ARG	T2G	PUT	TOT
TS Round 1	301	300	3	13	1	0	30	-1.367	-0.072	0.563	-0.876	1.770	0.894

Strokes Gained Legend: OTT = Off the Tee APR = Approach the Green ARG = Around the Green T2G = Tee to Green PUT = Putting TOT = Total Strokes Gained





2024 WM Phoenix Open Top Players



Course	Hole	1	2	3	4	5	6	7	8	9	Out	10	11	12	13	14	15	16	17	18	In	Total	
TS TPC Scottsdale (Stadium)	Par	4	4	5	3	4	4	3	4	4	35	4	4	3	5	4	5	3	4	4	36	71	
TS	Round 2	299	274	8	12	3	2	31				-0.041	-0.357	0.359	-0.040	-1.678	-1.718						
TS	Round 1	4	4	6	3	4	4	4	4	4	37	4	4	2	4	4	5	2	4	4	33	70	
TS	Round 2	4	5	5	3	5	3	2	4	5	36	4	3	3	4	5	5	4	3	4	35	71	141
Cut Cameron Champ		-1										Strokes Gained Statistics											
Course		DD1	DD2	FH	GIR	SH	SS	PT	OTT	APR	ARG	T2G	PUT	TOT									
TS	Round 1	335	316	9	15	0	0	32	0.500	0.344	-0.566	0.278	0.616	0.894									
TS	Round 2	318	276	9	12	2	1	31	0.995	-1.906	0.071	-0.841	-0.877	-1.718									
TS	Round 1	4	4	3	3	4	4	3	4	5	34	4	4	3	6	4	5	3	4	3	36	70	
TS	Round 2	4	5	5	3	4	4	3	4	4	36	5	4	3	4	4	4	3	4	4	35	71	141
Cut Ryan Moore		-1										Strokes Gained Statistics											
Course		DD1	DD2	FH	GIR	SH	SS	PT	OTT	APR	ARG	T2G	PUT	TOT									
TS	Round 1	301	262	9	15	2	0	34	0.132	1.107	-1.232	0.007	-1.113	-1.106									
TS	Round 2	255	276	9	11	4	2	27	-0.655	-2.354	1.411	-1.599	1.881	0.282									
TS	Round 1	5	4	4	3	4	3	4	4	4	35	4	4	4	4	4	5	3	4	5	37	72	
TS	Round 2	4	4	5	3	4	3	5	4	4	35	4	3	2	4	4	6	4	3	4	34	69	141
Cut Luke Donald		-1										Strokes Gained Statistics											
Course		DD1	DD2	FH	GIR	SH	SS	PT	OTT	APR	ARG	T2G	PUT	TOT									
TS	Round 1	320	240	7	11	1	1	27	-0.846	-1.431	1.227	-1.050	1.944	0.894									
TS	Round 2	291	260	8	12	0	0	29	-0.508	-0.734	-0.594	-1.837	0.119	-1.718									
TS	Round 1	3	4	6	3	4	4	3	4	4	35	4	4	4	3	5	5	3	4	3	35	70	
TS	Round 2	5	4	5	3	4	4	3	4	5	37	4	4	2	4	4	5	4	3	4	34	71	141
Cut Erik van Rooyen		-1										Strokes Gained Statistics											
Course		DD1	DD2	FH	GIR	SH	SS	PT	OTT	APR	ARG	T2G	PUT	TOT									

Strokes Gained Legend: OTT = Off the Tee APR = Approach the Green ARG = Around the Green T2G = Tee to Green PUT = Putting TOT = Total Strokes Gained



2024 WM Phoenix Open Top Players



Course	Hole	1	2	3	4	5	6	7	8	9	Out	10	11	12	13	14	15	16	17	18	In	Total		
TS TPC Scottsdale (Stadium)	Par	4	4	5	3	4	4	3	4	4	35	4	4	3	5	4	5	3	4	4	36	71		
TS	Round 1	355	272	8	12	1	1	30				-1.268	0.131	0.399	-0.738	-0.368	-1.106							
TS	Round 2	277	270	7	14	1	1	30				-0.135	0.876	-0.375	0.365	-0.083	0.282							
TS	Round 1		5	5	4	3	4	4	3	5	4	37	3	4	4	4	5	2	5	4	35	72		
TS	Round 2		4	4	5	3	4	4	3	4	4	35	4	3	3	4	4	3	4	5	34	69	141	
Cut Adam Svensson		-1										Strokes Gained Statistics												
Course		DD1	DD2	FH	GIR	SH	SS	PT				OTT	APR	ARG	T2G	PUT	TOT							
TS	Round 1	326	258	10	13	1	1	33				0.655	-0.366	-0.500	-0.211	0.105	-0.106							
TS	Round 2	297	298	12	14	1	0	31				1.363	-0.310	-0.716	0.336	-1.054	-0.718							
TS	Round 1		4	4	5	3	5	4	3	4	4	36	4	3	4	4	6	3	4	4	35	71		
TS	Round 2		4	4	5	3	4	4	3	4	4	35	4	4	3	5	4	5	3	3	4	35	70	141
Cut Ryo Hisatsune		-1										Strokes Gained Statistics												
Course		DD1	DD2	FH	GIR	SH	SS	PT				OTT	APR	ARG	T2G	PUT	TOT							
TS	Round 1	344	246	7	13	0	0	32				-0.579	-0.442	-0.097	-1.118	-0.988	-2.106							
TS	Round 2	297	294	11	13	2	2	29				1.000	-0.504	2.371	2.866	-1.584	1.282							
TS	Round 1		4	3	5	3	3	4	3	5	5	35	5	6	3	5	4	4	3	4	4	38	73	
TS	Round 2		4	4	5	3	4	4	2	5	3	34	4	4	3	4	4	4	4	3	4	34	68	141
Cut Luke List		-1										Strokes Gained Statistics												
Course		DD1	DD2	FH	GIR	SH	SS	PT				OTT	APR	ARG	T2G	PUT	TOT							
TS	Round 1	328	278	9	10	3	0	27				0.914	-1.354	-2.017	-2.457	1.351	-1.106							
TS	Round 2	288	292	9	14	0	0	30				0.705	-0.395	-0.597	-0.288	0.570	0.282							
TS	Round 1		4	4	5	3	4	4	2	5	7	38	4	4	3	4	4	3	3	5	34	72		
TS	Round 2		4	4	5	3	4	4	3	4	4	35	3	4	3	5	3	4	4	3	4	34	69	141

Strokes Gained Legend: OTT = Off the Tee APR = Approach the Green ARG = Around the Green T2G = Tee to Green PUT = Putting TOT = Total Strokes Gained



2024 WM Phoenix Open Top Players



Course	Hole	1	2	3	4	5	6	7	8	9	Out	10	11	12	13	14	15	16	17	18	In	Total
TS TPC Scottsdale (Stadium)	Par	4	4	5	3	4	4	3	4	4	35	4	4	3	5	4	5	3	4	4	36	71

Cut		Player		Score		Strokes Gained Statistics															
Course	Round	DD1	DD2	FH	GIR	SH	SS	PT	OTT	APR	ARG	T2G	PUT	TOT							TOT
Cut		Andrew Putnam		-1																	
TS	Round 1	301	243	10	11	1	0	32	-0.102	-1.503	-0.027	-1.632	-0.474	-2.106							-2.106
TS	Round 2	270	269	10	15	2	2	30	-0.673	0.824	-0.658	-0.508	1.790	1.282							1.282
TS	Round 1	4	5	4	3	4	3	4	3	4	3	4	5	4	5	4	4	4	4	36	73
TS	Round 2	4	4	4	3	3	3	4	4	4	4	3	4	4	3	4	4	4	4	34	68
																		141			
Cut		Aaron Rai		-1																	
TS	Round 1	304	253	7	14	0	0	33	-1.434	-2.682	-0.219	-4.335	-0.771	-5.106							-5.106
TS	Round 2	293	289	12	15	0	0	28	1.030	2.227	0.389	3.645	0.637	4.282							4.282
TS	Round 1	4	4	8	2	3	4	4	5	4	4	8	3	4	4	4	4	4	4	40	76
TS	Round 2	3	5	4	3	3	4	3	3	4	3	4	3	3	4	4	4	4	4	33	65
																		141			
Cut		Dylan Wu		-1																	
TS	Round 1	283	280	5	9	1	0	32	-0.961	-1.898	-0.928	-3.787	-1.319	-5.106							-5.106
TS	Round 2	292	283	11	14	1	0	28	0.655	1.966	1.123	3.743	0.539	4.282							4.282
TS	Round 1	5	4	4	2	4	5	3	5	5	4	4	3	4	4	4	4	4	4	39	76
TS	Round 2	4	4	5	4	4	3	4	4	4	4	4	2	3	4	4	4	4	4	31	65
																		141			
Cut		Brandon Wu		E																	
TS	Round 1	348	275	8	13	2	1	33	-2.318	1.186	-0.689	-1.821	-0.285	-2.106							-2.106
TS	Round 2	301	283	7	16	0	0	33	-0.644	1.372	-0.112	0.615	-0.333	0.282							0.282
TS	Round 1	4	3	4	3	4	5	4	4	4	4	3	5	3	3	5	3	3	5	38	73
TS	Round 2	4	5	4	3	4	4	3	4	4	4	4	3	4	4	4	4	4	4	34	69
																		142			

Strokes Gained Legend: OTT = Off the Tee APR = Approach the Green ARG = Around the Green T2G = Tee to Green PUT = Putting TOT = Total Strokes Gained



2024 WM Phoenix Open Top Players



Course	Hole	1	2	3	4	5	6	7	8	9	Out	10	11	12	13	14	15	16	17	18	In	Total
TS TPC Scottsdale (Stadium)	Par	4	4	5	3	4	4	3	4	4	35	4	4	3	5	4	5	3	4	4	36	71

Cut Ben Martin

E

Strokes Gained Statistics

Course	DD1	DD2	FH	GIR	SH	SS	PT	OTT	APR	ARG	T2G	PUT	TOT									
TS Round 1	306	280	9	12	0	0	29	-0.643	1.070	1.450	1.877	0.017	1.894									
TS Round 2	291	297	8	11	3	1	31	-0.432	-0.385	-1.859	-2.677	-1.041	-3.718									
TS Round 1	4	4	③	3	5	4	3	4	4	34	4	4	3	④	4	5	3	4	4	35	69	
TS Round 2	4	5	5	3	5	4	3	③	4	36	③	4	3	6	4	5	3	5	4	37	73	142

Cut K.H. Lee

E

Strokes Gained Statistics

Course	DD1	DD2	FH	GIR	SH	SS	PT	OTT	APR	ARG	T2G	PUT	TOT									
TS Round 1	301	272	8	9	1	0	30	-0.405	-1.366	-0.861	-2.632	-0.474	-3.106									
TS Round 2	300	298	9	12	3	1	27	-0.268	0.549	-0.222	0.058	1.224	1.282									
TS Round 1	③	5	5	3	③	4	4	4	4	35	4	4	5	5	④	②	5	5	39	74		
TS Round 2	4	③	5	3	③	4	3	4	5	34	③	4	3	5	③	5	3	4	4	34	68	142

Cut Chad Ramey

E

Strokes Gained Statistics

Course	DD1	DD2	FH	GIR	SH	SS	PT	OTT	APR	ARG	T2G	PUT	TOT									
TS Round 1	280	296	6	10	4	3	28	-0.111	-2.028	-0.157	-2.296	2.190	-0.106									
TS Round 2	270	313	9	13	3	0	28	0.284	0.001	-2.505	-2.221	0.503	-1.718									
TS Round 1	4	4	5	3	4	4	3	③	4	34	4	4	3	6	4	6	3	③	4	37	71	
TS Round 2	4	4	5	②	4	4	4	5	4	36	4	4	3	5	③	④	3	③	6	35	71	142

Cut Scott Stallings

E

Strokes Gained Statistics

Course	DD1	DD2	FH	GIR	SH	SS	PT	OTT	APR	ARG	T2G	PUT	TOT									
TS Round 1	288	315	6	15	1	0	30	-2.515	1.034	2.501	1.020	-0.126	0.894									
TS Round 2	282	283	7	14	1	0	32	-0.146	-1.445	0.707	-0.885	-1.833	-2.718									
TS Round 1	4	③	5	3	4	4	3	4	5	35	③	4	4	4	④	4	5	3	4	4	35	70

Strokes Gained Legend: OTT = Off the Tee APR = Approach the Green ARG = Around the Green T2G = Tee to Green PUT = Putting TOT = Total Strokes Gained





2024 WM Phoenix Open Top Players



Course	Hole	1	2	3	4	5	6	7	8	9	Out	10	11	12	13	14	15	16	17	18	In	Total
TS TPC Scottsdale (Stadium)	Par	4	4	5	3	4	4	3	4	4	35	4	4	3	5	4	5	3	4	4	36	71

TS	Round 2	4	6	3	3	4	4	3	4	4	35	4	4	3	5	4	5	4	4	4	37	72	142
----	---------	---	---	---	---	---	---	---	---	---	----	---	---	---	---	---	---	---	---	---	----	----	-----

Cut Michael Kim

E

Strokes Gained Statistics

Course	DD1	DD2	FH	GIR	SH	SS	PT	OTT	APR	ARG	T2G	PUT	TOT
TS Round 1	298	295	9	14	1	0	33	1.032	0.605	-1.079	0.558	-0.664	-0.106
TS Round 2	227	290	7	13	2	0	31	0.210	0.251	-1.988	-1.528	-0.190	-1.718

TS	Round 1	5	4	4	3	4	4	4	5	4	37	3	5	4	4	4	4	3	3	4	34	71	
TS	Round 2	4	3	4	3	4	4	3	5	4	34	4	6	3	4	4	4	3	4	5	37	71	142

Cut Kevin Yu

E

Strokes Gained Statistics

Course	DD1	DD2	FH	GIR	SH	SS	PT	OTT	APR	ARG	T2G	PUT	TOT
TS Round 1	335	287	10	13	2	0	29	0.207	0.497	-1.212	-0.508	2.402	1.894
TS Round 2	308	300	9	13	1	1	33	0.667	-1.492	-1.936	-2.762	-0.956	-3.718

TS	Round 1	3	4	4	3	4	4	3	4	4	33	4	3	4	5	4	4	2	5	5	36	69	
TS	Round 2	3	4	4	3	4	6	4	6	4	38	5	4	3	5	4	4	3	3	4	35	73	142

Cut Robert MacIntyre

E

Strokes Gained Statistics

Course	DD1	DD2	FH	GIR	SH	SS	PT	OTT	APR	ARG	T2G	PUT	TOT
TS Round 1	323	280	7	12	2	1	32	0.153	-0.747	0.849	0.255	-2.361	-2.106
TS Round 2	292	272	10	14	0	0	31	0.983	0.595	0.031	1.608	-1.326	0.282

TS	Round 1	4	5	4	3	3	4	4	5	5	37	4	4	3	5	3	5	4	4	4	36	73	
TS	Round 2	4	4	3	3	4	4	4	4	4	34	4	4	3	4	4	5	3	4	4	35	69	142

Cut Max Homa

E

Strokes Gained Statistics

Course	DD1	DD2	FH	GIR	SH	SS	PT	OTT	APR	ARG	T2G	PUT	TOT
TS Round 1	330	277	4	13	0	0	32	-1.402	0.234	-0.407	-1.575	-0.531	-2.106
TS Round 2	299	281	6	12	0	0	29	-1.116	-0.293	1.351	-0.059	0.341	0.282

Strokes Gained Legend: OTT = Off the Tee APR = Approach the Green ARG = Around the Green T2G = Tee to Green PUT = Putting TOT = Total Strokes Gained



2024 WM Phoenix Open Top Players



Course	Hole	1	2	3	4	5	6	7	8	9	Out	10	11	12	13	14	15	16	17	18	In	Total	
TS TPC Scottsdale (Stadium)	Par	4	4	5	3	4	4	3	4	4	35	4	4	3	5	4	5	3	4	4	36	71	
TS	Round 1	4	5	5	3	5	4	3	4	4	37	4	3	3	5	4	5	3	4	5	36	73	
TS	Round 2	4	4	4	3	4	4	3	4	4	34	4	4	3	5	4	4	3	4	4	35	69	142
Cut J.J. Spaun E																							
Course		DD1	DD2	FH	GIR	SH	SS	PT	Strokes Gained Statistics						OTT	APR	ARG	T2G	PUT	TOT			
TS	Round 1	331	245	6	9	2	0	29	-0.169	-0.837	-0.354	-1.360	-1.746	-3.106									
TS	Round 2	282	258	9	14	0	0	30	-0.925	2.940	-0.111	1.903	-0.621	1.282									
TS	Round 1		3	3	5	4	4	4	3	4	5	35	4	4	4	5	4	4	5	39	74		
TS	Round 2		3	4	4	3	4	4	2	5	3	32	4	4	3	5	4	4	4	36	68	142	
Cut Peter Malnati +1																							
Course		DD1	DD2	FH	GIR	SH	SS	PT	Strokes Gained Statistics						OTT	APR	ARG	T2G	PUT	TOT			
TS	Round 1	305	271	4	15	1	0	34	-0.303	1.472	0.014	1.183	-1.289	-0.106									
TS	Round 2	281	341	5	9	4	2	28	-1.371	-1.034	-1.026	-3.432	0.714	-2.718									
TS	Round 1		4	4	5	3	4	3	4	4	35	4	4	4	4	5	3	4	4	36	71		
TS	Round 2		4	4	4	3	4	4	4	4	36	5	4	3	5	4	3	5	4	36	72	143	
Cut Chesson Hadley +1																							
Course		DD1	DD2	FH	GIR	SH	SS	PT	Strokes Gained Statistics						OTT	APR	ARG	T2G	PUT	TOT			
TS	Round 1	308	275	4	14	0	0	34	-1.310	0.711	-2.156	-2.755	0.649	-2.106									
TS	Round 2	297	271	8	11	2	2	26	-1.307	-1.599	-0.734	-3.641	2.923	-0.718									
TS	Round 1		4	4	6	3	4	4	4	4	37	4	4	3	5	4	5	2	5	4	36	73	
TS	Round 2		4	4	4	3	4	4	3	4	33	4	4	3	5	3	4	3	5	6	37	70	143
Cut Troy Merritt +1																							
Course		DD1	DD2	FH	GIR	SH	SS	PT	Strokes Gained Statistics						OTT	APR	ARG	T2G	PUT	TOT			
TS	Round 1	280	291	9	16	0	0	32	-0.012	0.744	1.111	1.843	0.051	1.894									
TS	Round 2	293	275	5	10	2	1	28	-2.429	-1.660	-2.426	-6.516	1.798	-4.718									

Strokes Gained Legend: OTT = Off the Tee APR = Approach the Green ARG = Around the Green T2G = Tee to Green PUT = Putting TOT = Total Strokes Gained



2024 WM Phoenix Open Top Players



Course	Hole	1	2	3	4	5	6	7	8	9	Out	10	11	12	13	14	15	16	17	18	In	Total
TS TPC Scottsdale (Stadium)	Par	4	4	5	3	4	4	3	4	4	35	4	4	3	5	4	5	3	4	4	36	71

TS	Round 1	4	4	5	3	③	4	②	4	⑤	34	③	4	3	⑥	4	④	3	4	4	35	69	
TS	Round 2	4	4	④	④	4	4	3	4	4	35	4	4	④	5	4	④	3	⑦	4	39	74	143

Cut Alexander Björk +1

Course	DD1	DD2	FH	GIR	SH	SS	PT	Strokes Gained Statistics														
	OTT	APR	ARG	T2G	PUT	TOT																
TS Round 1	286	263	10	12	2	1	27	-0.382	2.521	-1.416	0.723	2.171	2.894									
TS Round 2	287	285	10	12	3	0	32	-0.489	-1.801	-2.035	-4.326	-1.392	-5.718									
TS Round 1	③	4	④	②	⑤	4	3	4	③	32	⑤	4	3	5	4	5	3	③	4	36	68	
TS Round 2	4	4	5	3	4	4	⑥	⑤	4	39	4	4	3	5	4	5	3	4	4	36	75	143

Cut Nate Lashley +1

Course	DD1	DD2	FH	GIR	SH	SS	PT	Strokes Gained Statistics														
	OTT	APR	ARG	T2G	PUT	TOT																
TS Round 1	317	289	10	14	2	1	33	0.471	-1.247	-0.580	-1.356	1.250	-0.106									
TS Round 2	292	274	9	11	0	0	30	-0.084	-1.217	0.833	-0.469	-2.249	-2.718									
TS Round 1	⑤	4	④	④	4	4	3	4	4	36	4	4	3	④	③	⑥	3	4	4	35	71	
TS Round 2	4	4	5	④	4	4	3	4	4	36	4	⑤	②	④	③	5	④	4	⑤	36	72	143

Cut Victor Perez +1

Course	DD1	DD2	FH	GIR	SH	SS	PT	Strokes Gained Statistics														
	OTT	APR	ARG	T2G	PUT	TOT																
TS Round 1	329	259	11	14	0	0	36	0.145	0.401	-0.024	0.522	-3.628	-3.106									
TS Round 2	299	306	7	15	0	0	32	0.130	0.658	-0.814	-0.027	0.309	0.282									
TS Round 1	4	4	④	3	⑤	4	④	4	⑤	37	4	4	3	④	⑤	5	3	⑤	4	37	74	
TS Round 2	4	4	④	3	③	4	3	4	4	33	4	4	3	④	4	5	④	4	4	36	69	143

Cut Chris Gotterup +1

Course	DD1	DD2	FH	GIR	SH	SS	PT	Strokes Gained Statistics							
	OTT	APR	ARG	T2G	PUT	TOT									
TS Round 1	336	256	5	10	4	2	28	-0.144	-1.611	0.053	-1.702	2.596	0.894		

Strokes Gained Legend: OTT = Off the Tee APR = Approach the Green ARG = Around the Green T2G = Tee to Green PUT = Putting TOT = Total Strokes Gained



2024 WM Phoenix Open Top Players



Course	Hole	1	2	3	4	5	6	7	8	9	Out	10	11	12	13	14	15	16	17	18	In	Total	
TS TPC Scottsdale (Stadium)	Par	4	4	5	3	4	4	3	4	4	35	4	4	3	5	4	5	3	4	4	36	71	
TS	Round 2	329	326	7	13	2	2	32				0.652	-1.338	-0.682	-1.369	-2.349	-3.718						
TS	Round 1	4	4	④	②	⑤	③	3	4	4	33	4	4	3	5	4	5	④	4	4	37	70	
TS	Round 2	4	4	5	②	⑤	⑥	3	4	③	36	4	⑤	3	5	4	5	3	③	⑤	37	73	143
Cut Greyson Sigg		+2																					
Course		DD1	DD2	FH	GIR	SH	SS	PT	Strokes Gained Statistics						OTT	APR	ARG	T2G	PUT	TOT			
TS	Round 1	350	257	9	9	2	1	29	0.584	-0.731	-1.406	-1.553	-0.553	-2.106									
TS	Round 2	290	285	11	16	1	0	34	0.339	0.136	0.016	0.490	-2.208	-1.718									
TS	Round 1	4	4	④	3	4	4	④	4	⑤	36	4	4	②	5	⑤	5	④	4	4	37	73	
TS	Round 2	4	4	5	3	4	4	3	⑤	4	36	4	4	3	5	4	5	3	③	4	35	71	144
Cut Lee Hodges		+2																					
Course		DD1	DD2	FH	GIR	SH	SS	PT	Strokes Gained Statistics						OTT	APR	ARG	T2G	PUT	TOT			
TS	Round 1	289	234	7	11	1	1	28	-0.685	0.472	0.087	-0.126	0.020	-0.106									
TS	Round 2	301	294	9	13	2	2	32	-1.285	-1.301	-1.102	-3.689	-0.029	-3.718									
TS	Round 1	4	4	5	3	4	4	3	4	③	34	4	⑤	3	⑥	4	④	3	4	4	37	71	
TS	Round 2	⑤	4	⑥	④	③	③	3	4	4	36	4	⑤	3	④	4	5	④	4	4	37	73	144
Cut Austin Eckroat		+2																					
Course		DD1	DD2	FH	GIR	SH	SS	PT	Strokes Gained Statistics						OTT	APR	ARG	T2G	PUT	TOT			
TS	Round 1	303	276	9	11	5	4	31	0.495	-0.707	0.864	0.652	-0.758	-0.106									
TS	Round 2	293	274	11	10	0	0	31	0.141	-1.949	0.170	-1.639	-2.079	-3.718									
TS	Round 1	4	4	④	④	4	4	3	4	⑤	36	4	⑤	3	5	4	④	②	4	4	35	71	
TS	Round 2	4	⑤	⑥	3	4	4	3	4	4	37	4	4	3	5	⑤	5	3	③	4	36	73	144
Cut Ben Kohles		+2																					
Course		DD1	DD2	FH	GIR	SH	SS	PT	Strokes Gained Statistics						OTT	APR	ARG	T2G	PUT	TOT			

Strokes Gained Legend: OTT = Off the Tee APR = Approach the Green ARG = Around the Green T2G = Tee to Green PUT = Putting TOT = Total Strokes Gained



2024 WM Phoenix Open Top Players



Course		Hole	1	2	3	4	5	6	7	8	9	Out	10	11	12	13	14	15	16	17	18	In	Total		
TS TPC Scottsdale (Stadium)		Par	4	4	5	3	4	4	3	4	4	35	4	4	3	5	4	5	3	4	4	36	71		
TS	Round 1		288	241	6	10	4	2	31				-1.930	-0.782	-0.507	-3.219	-0.887	-4.106							
TS	Round 2		274	281	9	12	1	1	29				0.453	-2.212	-0.902	-2.662	2.944	0.282							
TS	Round 1			5	5	4	3	4	4	3	4	5	37	5	4	3	5	5	3	4	4	38	75		
TS	Round 2			4	4	6	2	4	4	3	5	4	36	3	3	3	4	5	4	3	3	5	33	69	144
Cut Chez Reavie													Strokes Gained Statistics												
Course			DD1	DD2	FH	GIR	SH	SS	PT							OTT	APR	ARG	T2G	PUT	TOT				
TS	Round 1		282	239	8	14	1	1	33							-1.608	3.585	0.249	2.226	-3.332	-1.106				
TS	Round 2		275	270	7	12	1	1	30							-1.848	-0.753	0.508	-2.094	-1.624	-3.718				
TS	Round 1			4	4	5	3	4	4	4	4	36	4	4	3	5	5	4	3	4	4	36	72		
TS	Round 2			5	3	6	3	4	4	3	4	37	3	5	3	4	4	3	5	4	3	36	73	145	
Cut Callum Tarren													Strokes Gained Statistics												
Course			DD1	DD2	FH	GIR	SH	SS	PT							OTT	APR	ARG	T2G	PUT	TOT				
TS	Round 1		337	268	3	7	2	1	32							-2.488	-0.543	-0.086	-3.117	-1.989	-5.106				
TS	Round 2		311	289	8	9	1	1	26							0.150	-1.102	1.552	0.599	-0.317	0.282				
TS	Round 1			4	5	4	2	4	5	4	5	4	37	5	5	3	5	4	5	4	3	5	39	76	
TS	Round 2			4	3	4	3	4	4	3	4	33	4	6	2	3	4	6	3	4	4	36	69	145	
Cut Vincent Norrman													Strokes Gained Statistics												
Course			DD1	DD2	FH	GIR	SH	SS	PT							OTT	APR	ARG	T2G	PUT	TOT				
TS	Round 1		356	278	6	15	0	0	37							0.324	-0.343	-1.345	-1.364	-2.742	-4.106				
TS	Round 2		275	284	9	15	1	1	32							1.002	1.366	0.401	2.768	-3.486	-0.718				
TS	Round 1			4	4	5	3	5	4	4	4	36	5	3	4	5	5	3	4	5	3	39	75		
TS	Round 2			5	4	4	3	4	4	3	4	35	4	4	4	4	4	5	3	3	4	35	70	145	

Strokes Gained Legend: OTT = Off the Tee APR = Approach the Green ARG = Around the Green T2G = Tee to Green PUT = Putting TOT = Total Strokes Gained



2024 WM Phoenix Open Top Players



Course	Hole	1	2	3	4	5	6	7	8	9	Out	10	11	12	13	14	15	16	17	18	In	Total				
TS TPC Scottsdale (Stadium)	Par	4	4	5	3	4	4	3	4	4	35	4	4	3	5	4	5	3	4	4	36	71				
<hr/>																										
Cut Nico Echavarria		+3																								
Course		DD1	DD2	FH	GIR	SH	SS	PT	Strokes Gained Statistics																	
									OTT	APR	ARG	T2G	PUT	TOT												
TS	Round 1	333	238	10	9	2	2	30	0.765	-2.570	-2.112	-3.917	-1.189	-5.106												
TS	Round 2	307	273	7	13	1	1	28	0.172	0.106	-0.647	-0.370	0.652	0.282												
TS	Round 1		4	4	6	3	4	4	3	4	5	37	3	5	4	4	6	5	4	4	4	39	76			
TS	Round 2		3	4	4	3	4	4	3	4	4	33	3	6	3	4	6	3	3	4	3	36	69			
																							145			
<hr/>																										
Cut Lanto Griffin		+3																								
Course		DD1	DD2	FH	GIR	SH	SS	PT	Strokes Gained Statistics																	
									OTT	APR	ARG	T2G	PUT	TOT												
TS	Round 1	358	259	8	9	3	1	33	0.421	-3.400	0.073	-2.906	-2.200	-5.106												
TS	Round 2	301	287	8	12	0	0	29	-0.053	0.411	-0.629	-0.272	0.554	0.282												
TS	Round 1		4	5	5	3	5	5	3	4	4	38	5	4	3	5	4	5	2	5	5	38	76			
TS	Round 2		5	4	5	3	4	3	4	4	35	5	3	2	3	4	5	3	5	4	3	34	69			
																							145			
<hr/>																										
Cut Ben Taylor		+3																								
Course		DD1	DD2	FH	GIR	SH	SS	PT	Strokes Gained Statistics																	
									OTT	APR	ARG	T2G	PUT	TOT												
TS	Round 1	360	257	5	14	2	1	33	-0.653	1.072	-0.331	0.088	-1.194	-1.106												
TS	Round 2	297	266	7	11	3	2	32	-1.355	-0.227	0.494	-1.089	-2.629	-3.718												
TS	Round 1		4	5	4	3	4	4	3	4	4	35	4	4	3	5	5	4	4	3	3	37	72			
TS	Round 2		5	4	5	3	4	4	3	4	4	36	4	3	3	4	5	4	5	4	5	37	73			
																							145			
<hr/>																										
Cut Patton Kizzire		+3																								
Course		DD1	DD2	FH	GIR	SH	SS	PT	Strokes Gained Statistics																	
									OTT	APR	ARG	T2G	PUT	TOT												
TS	Round 1	314	263	8	11	1	0	31	0.323	-2.733	-2.491	-4.901	-0.205	-5.106												
TS	Round 2	320	288	8	11	2	2	28	0.175	-1.476	-0.679	-1.981	2.263	0.282												
TS	Round 1		4	4	4	3	4	4	3	5	5	36	4	4	7	4	6	3	4	4	3	4	4	40	76	
TS	Round 2		4	4	4	3	4	5	3	4	3	34	3	4	3	5	5	4	3	4	4	3	4	4	35	69
																								145		

Strokes Gained Legend: OTT = Off the Tee APR = Approach the Green ARG = Around the Green T2G = Tee to Green PUT = Putting TOT = Total Strokes Gained



2024 WM Phoenix Open Top Players



Course	Hole	1	2	3	4	5	6	7	8	9	Out	10	11	12	13	14	15	16	17	18	In	Total
TS TPC Scottsdale (Stadium)	Par	4	4	5	3	4	4	3	4	4	35	4	4	3	5	4	5	3	4	4	36	71

Cut J.B. Holmes +4

Course		DD1	DD2	FH	GIR	SH	SS	PT	Strokes Gained Statistics						TOT							
		OTT	APR	ARG	T2G	PUT							TOT									
TS	Round 1	301	274	6	10	1	1	31	-1.217	-0.991	-1.367	-3.575	-1.531							-5.106		
TS	Round 2	269	297	10	16	0	0	33	0.717	0.139	0.130	0.985	-1.703							-0.718		
TS	Round 1		4	4	6	4	3	4	4	36	4	5	3	5	4	7	3	5	4	40	76	
TS	Round 2		3	5	5	3	5	4	3	36	4	3	2	5	4	5	3	4	4	34	70	146

Cut Kevin Stadler +4

Course		DD1	DD2	FH	GIR	SH	SS	PT	Strokes Gained Statistics						TOT							
		OTT	APR	ARG	T2G	PUT							TOT									
TS	Round 1	283	278	9	13	1	1	32	0.281	0.388	0.653	1.322	-2.428							-1.106		
TS	Round 2	255	257	9	12	2	1	32	-0.352	-0.993	-1.100	-2.446	-2.272							-4.718		
TS	Round 1		5	4	5	3	4	4	3	35	4	4	3	6	4	5	3	3	5	37	72	
TS	Round 2		3	4	5	3	4	4	3	36	5	5	3	6	4	4	3	4	4	38	74	146

Cut David Lipsky +4

Course		DD1	DD2	FH	GIR	SH	SS	PT	Strokes Gained Statistics						TOT						
		OTT	APR	ARG	T2G	PUT							TOT								
TS	Round 1	332	237	8	12	1	0	33	-0.512	0.782	-1.013	-0.743	-1.363							-2.106	
TS	Round 2	293	277	10	15	1	0	35	-0.042	0.577	-0.559	-0.025	-3.693							-3.718	
TS	Round 1		4	5	5	3	4	3	3	37	4	4	3	5	5	3	4	3	36	73	
TS	Round 2		4	4	5	2	5	4	3	37	4	4	3	4	5	4	4	4	36	73	146

Cut Matti Schmid +4

Course		DD1	DD2	FH	GIR	SH	SS	PT	Strokes Gained Statistics						TOT						
		OTT	APR	ARG	T2G	PUT							TOT								
TS	Round 1	347	272	5	11	1	0	32	-2.869	0.314	-1.653	-4.208	0.102							-4.106	
TS	Round 2	302	272	8	10	0	0	28	0.470	-0.959	-1.139	-1.629	-0.089							-1.718	
TS	Round 1		3	6	5	3	4	4	3	37	5	4	3	5	4	6	3	4	4	38	75

Strokes Gained Legend: OTT = Off the Tee APR = Approach the Green ARG = Around the Green T2G = Tee to Green PUT = Putting TOT = Total Strokes Gained



2024 WM Phoenix Open Top Players



Course	Hole	1	2	3	4	5	6	7	8	9	Out	10	11	12	13	14	15	16	17	18	In	Total	
TS TPC Scottsdale (Stadium)	Par	4	4	5	3	4	4	3	4	4	35	4	4	3	5	4	5	3	4	4	36	71	
TS	Round 2	③	4	5	3	5	③	3	4	4	34	5	4	3	5	5	③	4	4	4	37	71	146
Cut Joseph Bramlett												Strokes Gained Statistics											
		DD1	DD2	FH	GIR	SH	SS	PT							OTT	APR	ARG	T2G	PUT	TOT			
TS	Round 1	345	277	5	10	4	2	28							-0.909	-3.789	-0.163	-4.861	2.755	-2.106			
TS	Round 2	314	282	10	13	2	1	34							0.487	1.652	-2.132	0.006	-3.724	-3.718			
TS	Round 1	4	4	④	3	6	③	3	5	4	36	4	4	4	5	5	④	3	4	4	37	73	
TS	Round 2	4	4	④	3	6	5	3	4	5	38	4	5	3	6	③	④	3	4	③	35	73	146
Cut Akshay Bhatia												Strokes Gained Statistics											
		DD1	DD2	FH	GIR	SH	SS	PT							OTT	APR	ARG	T2G	PUT	TOT			
TS	Round 1	326	276	11	11	3	2	33							1.275	-3.265	-0.526	-2.516	-1.590	-4.106			
TS	Round 2	262	268	9	11	2	1	30							0.154	-1.862	0.902	-0.807	-0.911	-1.718			
TS	Round 1	4	③	④	3	4	4	3	4	5	34	5	4	4	5	5	6	3	5	4	41	75	
TS	Round 2	4	4	5	3	4	5	3	4	4	36	4	4	3	6	③	5	3	③	4	35	71	146
Cut Grayson Murray												Strokes Gained Statistics											
		DD1	DD2	FH	GIR	SH	SS	PT							OTT	APR	ARG	T2G	PUT	TOT			
TS	Round 1	307	264	8	9	2	0	27							-1.405	-2.104	2.389	-1.120	0.014	-1.106			
TS	Round 2	293	289	9	11	1	1	33							-0.402	0.289	1.050	0.936	-5.654	-4.718			
TS	Round 1	4	6	5	②	4	③	3	5	5	37	4	4	4	④	4	④	3	4	4	35	72	
TS	Round 2	4	5	5	3	4	4	3	5	③	36	4	4	3	5	4	④	3	5	6	38	74	146
Cut Matt Kuchar												Strokes Gained Statistics											
		DD1	DD2	FH	GIR	SH	SS	PT							OTT	APR	ARG	T2G	PUT	TOT			
TS	Round 1	321	236	11	8	3	1	30							-0.519	-3.764	1.119	-3.164	-0.942	-4.106			
TS	Round 2	304	262	7	13	1	1	32							-1.474	-0.001	0.798	-0.678	-1.040	-1.718			

Strokes Gained Legend: OTT = Off the Tee APR = Approach the Green ARG = Around the Green T2G = Tee to Green PUT = Putting TOT = Total Strokes Gained



2024 WM Phoenix Open Top Players



Course	Hole	1	2	3	4	5	6	7	8	9	Out	10	11	12	13	14	15	16	17	18	In	Total	
TS TPC Scottsdale (Stadium)	Par	4	4	5	3	4	4	3	4	4	35	4	4	3	5	4	5	3	4	4	36	71	
TS	Round 1	5	4	4	3	4	5	4	4	4	37	4	4	3	5	5	5	3	4	5	38	75	
TS	Round 2	4	4	5	3	4	3	3	5	4	35	4	4	3	5	3	5	3	3	6	36	71	146
Cut Gary Woodland		+4										Strokes Gained Statistics											
Course		DD1	DD2	FH	GIR	SH	SS	PT				OTT	APR	ARG	T2G	PUT	TOT						
TS	Round 1	355	276	3	9	2	2	34				-4.418	-1.441	-1.544	-7.403	-0.703	-8.106						
TS	Round 2	321	304	9	14	0	0	27				-0.491	-0.326	0.223	-0.595	2.877	2.282						
TS	Round 1	4	8	6	2	4	5	4	4	4	41	3	5	3	4	5	6	3	4	5	38	79	
TS	Round 2	3	5	5	3	4	3	3	4	4	34	3	4	3	3	4	5	3	4	4	33	67	146
Cut Adam Hadwin		+4										Strokes Gained Statistics											
Course		DD1	DD2	FH	GIR	SH	SS	PT				OTT	APR	ARG	T2G	PUT	TOT						
TS	Round 1	302	262	10	10	6	1	31				0.133	-1.501	-1.500	-2.868	-1.238	-4.106						
TS	Round 2	300	285	10	11	3	2	28				-0.150	-1.107	-0.223	-1.481	-0.237	-1.718						
TS	Round 1	5	5	5	4	5	4	3	4	5	40	4	5	3	5	3	5	2	4	4	35	75	
TS	Round 2	4	5	4	3	4	4	3	4	4	35	4	4	3	6	4	5	2	4	4	36	71	146
Cut C.T. Pan		+4										Strokes Gained Statistics											
Course		DD1	DD2	FH	GIR	SH	SS	PT				OTT	APR	ARG	T2G	PUT	TOT						
TS	Round 1	304	260	6	14	0	0	34				-1.314	0.350	-0.868	-1.832	-0.274	-2.106						
TS	Round 2	297	272	7	11	1	0	31				-1.032	-1.641	-0.050	-2.724	-0.994	-3.718						
TS	Round 1	4	5	5	3	4	4	3	4	3	35	4	4	4	5	5	5	3	4	4	38	73	
TS	Round 2	4	4	5	3	5	4	3	5	4	37	4	4	3	5	4	5	3	4	4	36	73	146
Cut Rickie Fowler		+6										Strokes Gained Statistics											
Course		DD1	DD2	FH	GIR	SH	SS	PT				OTT	APR	ARG	T2G	PUT	TOT						
TS	Round 1	333	296	6	11	2	1	31				-0.882	-1.000	0.091	-1.791	-0.315	-2.106						
TS	Round 2	300	282	7	9	3	2	29				-2.739	-2.803	0.606	-4.937	-0.781	-5.718						

Strokes Gained Legend: OTT = Off the Tee APR = Approach the Green ARG = Around the Green T2G = Tee to Green PUT = Putting TOT = Total Strokes Gained



2024 WM Phoenix Open Top Players



Course	Hole	1	2	3	4	5	6	7	8	9	Out	10	11	12	13	14	15	16	17	18	In	Total
TS TPC Scottsdale (Stadium)	Par	4	4	5	3	4	4	3	4	4	35	4	4	3	5	4	5	3	4	4	36	71
TS	Round 1	4	4	6	3	4	4	4	4	4	37	4	4	4	4	5	4	3	4	4	36	73
TS	Round 2	4	4	4	3	5	5	3	4	4	36	4	4	5	4	4	7	2	5	4	39	75
Cut Vince Whaley		+8										Strokes Gained Statistics										
Course		DD1	DD2	FH	GIR	SH	SS	PT				OTT	APR	ARG	T2G	PUT	TOT					
TS	Round 1	313	281	3	15	1	0	35				-0.990	3.326	-0.512	1.824	-3.930	-2.106					
TS	Round 2	303	282	6	11	3	1	34				-1.868	-2.424	-0.516	-4.809	-2.909	-7.718					
TS	Round 1		3	5	3	4	4	4	4	5	37	3	4	3	5	4	5	3	4	5	36	73
TS	Round 2		4	4	3	5	4	3	5	4	37	5	5	4	5	6	4	3	4	4	40	77
Cut Brandt Snedeker		+9										Strokes Gained Statistics										
Course		DD1	DD2	FH	GIR	SH	SS	PT				OTT	APR	ARG	T2G	PUT	TOT					
TS	Round 1	287	256	3	11	1	0	29				-2.235	0.334	-0.909	-2.810	-0.296	-3.106					
TS	Round 2	272	278	11	11	1	0	33				0.078	-4.544	-1.587	-6.054	-1.664	-7.718					
TS	Round 1		3	4	3	6	4	3	5	3	36	6	4	4	5	5	5	3	3	3	38	74
TS	Round 2		5	5	4	4	4	2	4	4	37	4	4	3	5	7	5	3	4	5	40	77
Cut Ryan Brehm		+9										Strokes Gained Statistics										
Course		DD1	DD2	FH	GIR	SH	SS	PT				OTT	APR	ARG	T2G	PUT	TOT					
TS	Round 1	297	253	3	7	2	2	30				-2.985	-2.608	-0.834	-6.427	0.321	-6.106					
TS	Round 2	302	291	5	9	1	0	30				-1.685	-1.243	-0.084	-3.013	-1.705	-4.718					
TS	Round 1		4	5	2	4	4	3	5	4	36	4	5	4	6	4	6	4	5	3	41	77
TS	Round 2		4	5	3	4	4	3	4	4	36	4	4	3	3	5	7	3	5	4	38	74
WD Carl Yuan		+6										Strokes Gained Statistics										
Course		DD1	DD2	FH	GIR	SH	SS	PT				OTT	APR	ARG	T2G	PUT	TOT					
TS	Round 1	364	267	7	8	1	1	31				-0.738	-2.371	0.130	-2.979	-3.127	-6.106					

Strokes Gained Legend: OTT = Off the Tee APR = Approach the Green ARG = Around the Green T2G = Tee to Green PUT = Putting TOT = Total Strokes Gained



2024 WM Phoenix Open Top Players



Course	Hole	1	2	3	4	5	6	7	8	9	Out	10	11	12	13	14	15	16	17	18	In	Total	
TS TPC Scottsdale (Stadium	Par	4	4	5	3	4	4	3	4	4	35	4	4	3	5	4	5	3	4	4	36	71	
TS	Round 1	4	5	4	3	6	5	4	6	5	42	4	4	3	4	4	5	3	4	4	35	77	77

Strokes Gained Legend: OTT = Off the Tee APR = Approach the Green ARG = Around the Green T2G = Tee to Green PUT = Putting TOT = Total Strokes Gained