



2025 WM PHOENIX OPEN MEDIA GUIDE

**SECTION 3:
2024 ROUND-3 RECAP AND STATS**



2024 WM Phoenix Open
TPC Scottsdale (Stadium Course)
Third Round Tournament Summary



1	Sahith Theegala	-15	65 64 69	198	Matt NeSmith	-1	70 69 73	212
	Nick Taylor	-15	60 70 68	198	Jesse Mueller	-1	71 68 73	212
3	Charley Hoffman	-14	67 68 64	199	Emiliano Grillo	-1	71 68 73	212
	Andrew Novak	-14	65 65 69	199	Mark Hubbard	-1	70 70 72	212
5	Cameron Young	-13	67 67 66	200	68 Byeong Hun An	E	70 68 75	213
	Scottie Scheffler	-13	68 66 66	200	Matt Wallace	E	75 64 74	213
7	Sam Burns	-11	68 67 67	202	Justin Lower	E	71 69 73	213
	Kurt Kitayama	-11	68 67 67	202	71 Sami Valimaki	+1	69 70 75	214
9	Harris English	-10	71 67 65	203	Seamus Power	+1	71 69 74	214
	Wyndham Clark	-10	72 65 66	203	73 Sungjae Im	+2	70 70 75	215
	Jordan Spieth	-10	68 66 69	203	Cut Sam Ryder	-1	69 72	141
	Maverick McNealy	-10	65 67 71	203	Cut Will Gordon	-1	70 71	141
13	Taylor Montgomery	-9	69 68 67	204	Cut Stewart Cink	-1	71 70	141
	Jhonattan Vegas	-9	67 68 69	204	Cut J.T. Poston	-1	70 71	141
	Justin Thomas	-9	69 65 70	204	Cut Camilo Villegas	-1	70 71	141
	Doug Ghim	-9	65 68 71	204	Cut Cameron Champ	-1	70 71	141
17	Billy Horschel	-8	72 67 66	205	Cut Ryan Moore	-1	72 69	141
	Shane Lowry	-8	67 70 68	205	Cut Luke Donald	-1	70 71	141
	Hideki Matsuyama	-8	69 68 68	205	Cut Erik van Rooyen	-1	72 69	141
	Nick Hardy	-8	71 66 68	205	Cut Adam Svensson	-1	71 70	141
	Adam Scott	-8	72 68 65	205	Cut Ryo Hisatsune	-1	73 68	141
	Matt Fitzpatrick	-8	69 66 70	205	Cut Luke List	-1	72 69	141
	Si Woo Kim	-8	68 68 69	205	Cut Andrew Putnam	-1	73 68	141
24	Keith Mitchell	-7	69 68 69	206	Cut Aaron Rai	-1	76 65	141
	S.H. Kim	-7	67 69 70	206	Cut Dylan Wu	-1	76 65	141
	Hayden Buckley	-7	70 69 67	206	Cut Brandon Wu	E	73 69	142
	Justin Suh	-7	68 68 70	206	Cut Ben Martin	E	69 73	142
	Davis Thompson	-7	69 67 70	206	Cut K.H. Lee	E	74 68	142
	Sam Stevens	-7	70 66 70	206	Cut Chad Ramey	E	71 71	142
	Garrick Higgo	-7	73 67 66	206	Cut Scott Stallings	E	70 72	142
	Denny McCarthy	-7	72 68 66	206	Cut Michael Kim	E	71 71	142
32	Brendon Todd	-6	70 68 69	207	Cut Kevin Yu	E	69 73	142
	Bud Cauley	-6	69 68 70	207	Cut Robert MacIntyre	E	73 69	142
	Ben Griffin	-6	72 67 68	207	Cut Max Homa	E	73 69	142
	Harry Hall	-6	70 70 67	207	Cut J.J. Spaun	E	74 68	142
	Jake Knapp	-6	68 68 71	207	Cut Peter Malnati	+1	71 72	143
	Daniel Berger	-6	66 69 72	207	Cut Chesson Hadley	+1	73 70	143
	Tom Kim	-6	74 66 67	207	Cut Troy Merritt	+1	69 74	143
39	Jim Knous	-5	72 66 70	208	Cut Alexander Björk	+1	68 75	143
	Joel Dahmen	-5	69 68 71	208	Cut Nate Lashley	+1	71 72	143
	Christiaan Bezuidenhout	-5	67 72 69	208	Cut Victor Perez	+1	74 69	143
	Robby Shelton	-5	69 70 69	208	Cut Chris Gotterup	+1	70 73	143
	Thomas Detry	-5	69 68 71	208	Cut Greyson Sigg	+2	73 71	144
	Aaron Baddeley	-5	69 71 68	208	Cut Lee Hodges	+2	71 73	144
	Tom Hoge	-5	70 70 68	208	Cut Austin Eckroat	+2	71 73	144
46	Adrien Dumont de Chassart	-4	72 66 71	209	Cut Ben Kohles	+2	75 69	144
	Tyler Duncan	-4	71 67 71	209	Cut Chez Reavie	+3	72 73	145
	Eric Cole	-4	70 69 70	209	Cut Callum Tarren	+3	76 69	145
	Adam Schenk	-4	70 69 70	209	Cut Vincent Norrman	+3	75 70	145
	Brian Harman	-4	71 69 69	209	Cut Nico Echavarria	+3	76 69	145
	Ryan Fox	-4	66 68 75	209	Cut Lanto Griffin	+3	76 69	145
52	Carson Young	-3	71 67 72	210	Cut Ben Taylor	+3	72 73	145
	Beau Hossler	-3	72 66 72	210	Cut Patton Kizzire	+3	76 69	145
	Corey Connors	-3	68 69 73	210	Cut J.B. Holmes	+4	76 70	146
	Zac Blair	-3	69 68 73	210	Cut Kevin Stadler	+4	72 74	146
	Zach Johnson	-3	70 70 70	210	Cut David Lipsky	+4	73 73	146
	Alex Noren	-3	69 71 70	210	Cut Matti Schmid	+4	75 71	146
58	Martin Laird	-2	69 69 73	211	Cut Joseph Bramlett	+4	73 73	146
	Taylor Moore	-2	69 70 72	211	Cut Akshay Bhatia	+4	75 71	146
	Min Woo Lee	-2	71 69 71	211	Cut Grayson Murray	+4	72 74	146
	Tyson Alexander	-2	72 68 71	211	Cut Matt Kuchar	+4	75 71	146
	Kevin Chappell	-2	72 68 71	211	Cut Gary Woodland	+4	79 67	146
63	Nicolo Galletti	-1	71 67 74	212	Cut Adam Hadwin	+4	75 71	146



2024 WM Phoenix Open
TPC Scottsdale (Stadium Course)
Third Round Tournament Summary



Cut	C.T. Pan	+4	73 73	146
Cut	Rickie Fowler	+6	73 75	148
Cut	Vince Whaley	+8	73 77	150
Cut	Brandt Snedeker	+9	74 77	151
Cut	Ryan Brehm	+9	77 74	151
WD	Carl Yuan	+6	77	77



2024 WM Phoenix Open
(6th of 36 FedExCup Regular Season events)

Scottsdale, Arizona
TPC Scottsdale

February 8-11, 2024
Par/Yards: 35-36—71/7,261

Purse: \$8.8 million (\$1.584 million/winner)
FedExCup points: 500 (winner)

COMPLETED Third-Round Notes – Sunday, February 11, 2024

Weather: Weather: Sunny. High of 60. Wind W 5-10 mph. The resumption of round three was scheduled for 7:30 a.m. but delayed due to frost until 8:46 a.m. (delay of 1 hour, 16 minutes). Round three was completed at 12:03 p.m. Players were not regrouped between the third and final rounds, with tee times running from 10:15 a.m. – 12:15 p.m. The last time players were not regrouped between the third and final rounds was the 2022 Barbasol Championship.

Third-Round Leaderboard

Pos.	Player	R1	R2	R3	Total
T1	Sahith Theegala	65	64	69	198 (-15)
T1	Nick Taylor	60	70	68	198 (-15)
T3	Charley Hoffman	67	68	64	199 (-14)
T3	Andrew Novak	65	65	69	199 (-14)
T5	Cameron Young	67	67	66	200 (-13)
T5	Scottie Scheffler	68	66	66	200 (-13)

Sahith Theegala (T1/-15)

- Played his first six holes of round three Saturday in 1-over and the final 12 holes Sunday morning in 3-under, good for a 2-under 69
- Making his third start at the WM Phoenix Open (T3/2022, T39/2023), 36- and 54-hole leader/co-leader also held the 36- and 54-hole leads in the 2022 event, before finishing one stroke shy of the Scottie Scheffler/Patrick Cantlay playoff
- 1-for-3 when attempting to convert a 54-hole lead/co-lead into victory (2023 Fortinet Championship)
- A win this week would come in his seventh start since claiming his lone PGA TOUR title at the 2023 Fortinet Championship
- In first of five starts this season, finished second at The Sentry; comes off a T20 at last week's AT&T Pebble Beach Pro-Am

Nick Taylor (T1/-15)

- After beginning his 10th WM Phoenix Open with an 11-under 60, good for a five-stroke lead, began round three T2 and a shot back at 12-under 130
- Played his first six holes Saturday in 1-under and the final 12 holes of round three Sunday morning in 2-under, good for a 3-under 68
- Is 1-for-1 when attempting to convert a 54-hole lead/co-lead into victory (2020 AT&T Pebble Beach Pro-Am)
- A win this week would be his fourth on the PGA TOUR: 2014 Sanderson Farms Championship, 2020 AT&T Pebble Beach Pro-Am, 2023 RBC Canadian Open
- Lone top-10 finish in nine previous WM Phoenix Open starts: 2nd/2023
- Lone top-10 finish in four starts this season: T7/Sony Open in Hawaii

Miscellaneous Notes

- With four straight birdies to finish his round, **Charley Hoffman** (T3/-14) signs for a 7-under 64 in his 18th consecutive WM Phoenix Open, his lowest in 61 rounds in the event (previous: 65/R1/2011); lone top-10 finish in the event, a solo-second, came in 2009; in this week's field after taking a one-time top-50 Career Money exemption in lieu of playing this season out of the 126-150 category; seeks a fifth career PGA TOUR title and first since the 2016 Valero Texas Open
- After opening with matching 6-under 65s, third-year PGA TOUR member **Andrew Novak** (T3/-14) played his last four holes in 4-under (eagle-par-birdie-birdie) for a 2-under 69; this week's WM Phoenix Open marks his first made cut in four starts this season; two top-10 finishes in 63 TOUR starts: 9th/2023 Valero Texas Open, T9/2023 RBC Canadian Open
- Making his third WM Phoenix Open start, third-year PGA TOUR member **Cameron Young** (T5/-13) posts a 5-under 66 in his bid for a first TOUR title in his 55th start; six times a runner up on TOUR, the New York native finished the WM Phoenix Open T26 and 64th in 2022 and 2023, respectively

- In his bid for a third consecutive WM Phoenix Open title, World No. 1 **Scottie Scheffler** (T5/-13) signed for a 5-under 66, highlighted by five straight birdies on Nos. 9-13, tying his longest birdie streak on the PGA TOUR; most recent of three previous occasions to make five consecutive birdies occurred in the final round of the 2023 PLAYERS Championship (won); with a victory this week, would become the first player to win the same PGA TOUR event three years in a row since Steve Stricker at the John Deere Classic (2009-11)



2024 WM Phoenix Open
 TPC Scottsdale (Stadium Course)
 Third Round Course Statistics



Total For Third Round Posting 73 Scores

Hole	Par	Average	Double		Birdies	Pars	Bogeys	Double Triple		Min	Max	Rank	Avg Over	
			Eagles-	Eagles				Bogeys	Bogey+				Under-	Par
1	4	4.014	0	0	7	59	6	1	0	3	6	8	.014	
2	4	4.055	0	0	11	48	13	1	0	3	6	7	.055	
3	5	4.425	0	2	41	27	3	0	0	3	6	18	-.575	
4	3	2.932	0	0	15	48	10	0	0	2	4	12	-.068	
5	4	4.192	0	0	8	44	20	1	0	3	6	2	.192	
6	4	4.082	0	0	8	51	14	0	0	3	5	6	.082	
7	3	3.178	0	0	3	55	14	1	0	2	5	4	.178	
8	4	3.904	0	0	13	54	6	0	0	3	5	14	-.096	
9	4	4.014	0	0	12	48	13	0	0	3	5	8	.014	
OUT	35	34.795	0	2	118	434	99	4	0					
10	4	3.918	0	0	14	51	8	0	0	3	5	13	-.082	
11	4	4.123	0	0	5	55	12	1	0	3	6	5	.123	
12	3	3.192	0	0	8	45	19	0	1	2	6	3	.192	
13	5	4.479	0	0	40	31	2	0	0	4	6	16	-.521	
14	4	4.205	0	0	4	53	13	3	0	3	6	1	.205	
15	5	4.753	0	3	25	32	13	0	0	3	6	15	-.247	
16	3	2.945	0	0	13	51	9	0	0	2	4	11	-.055	
17	4	3.466	0	2	39	28	4	0	0	2	5	17	-.534	
18	4	4.000	0	0	10	55	7	0	1	3	7	10	.000	
IN	36	35.082	0	5	158	401	87	4	2					
TOT	71	69.877	0	7	276	835	186	8	2					

Round 3

Rounds Below 70	32
Rounds Below Par	44
Rounds Par and Below	54
Rounds At Even Par	10
Rounds Over Par	19
Rounds 80 and Over	0



2024 WM Phoenix Open
 TPC Scottsdale (Stadium Course)
 Third Round Course Statistics



Grand Totals Thru Third Round Posting 336 Scores

Hole	Par	Average	Double		Birdies	Pars	Bogeys	Double Triple		Min	Max	Rank	Avg Over	
			Eagles-	Eagles				Bogeys	Bogey+				Under-	Par
1	4	3.967	0	0	46	256	33	1	0	3	6	11	-.033	
2	4	4.119	0	1	45	213	69	7	1	2	8	1	.119	
3	5	4.503	0	13	165	136	21	0	1	3	8	17	-.497	
4	3	2.952	0	0	55	242	39	0	0	2	4	13	-.048	
5	4	4.080	0	0	46	224	59	7	0	3	6	5	.080	
6	4	3.979	0	0	51	243	40	2	0	3	6	10	-.021	
7	3	3.116	0	0	27	247	59	2	1	2	6	2	.116	
8	4	4.080	0	0	38	235	61	2	0	3	6	5	.080	
9	4	4.074	0	0	43	229	61	2	1	3	7	7	.074	
OUT	35	34.872	0	14	516	2025	442	23	4					
10	4	3.926	0	0	64	234	37	1	0	3	6	14	-.074	
11	4	4.065	0	0	40	242	46	8	0	3	6	8	.065	
12	3	3.107	0	0	39	231	60	4	2	2	7	4	.107	
13	5	4.482	0	15	162	142	16	1	0	3	7	18	-.518	
14	4	4.110	0	0	39	229	61	6	1	3	7	3	.110	
15	5	4.774	0	6	116	170	38	4	2	3	8	15	-.226	
16	3	2.967	0	0	56	236	43	1	0	2	5	11	-.033	
17	4	3.705	0	3	127	174	31	0	1	2	7	16	-.295	
18	4	4.036	0	0	41	248	42	4	1	3	7	9	.036	
IN	36	35.173	0	24	684	1906	374	29	7					
TOT	71	70.045	0	38	1200	3931	816	52	11					

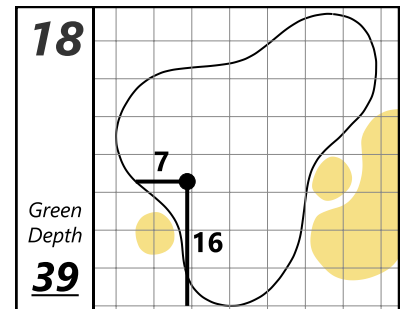
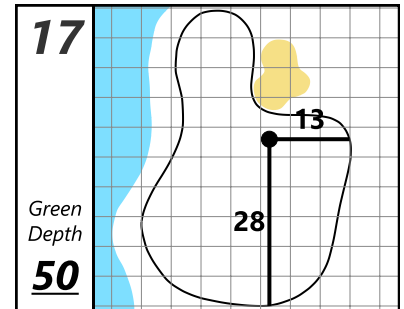
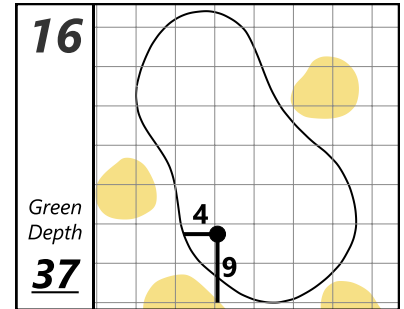
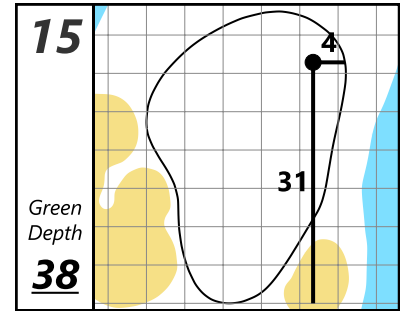
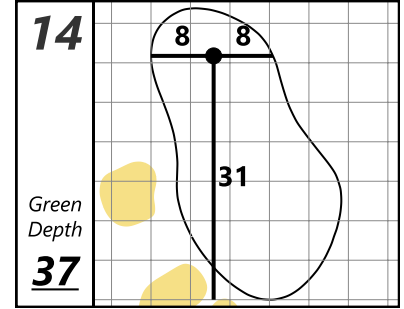
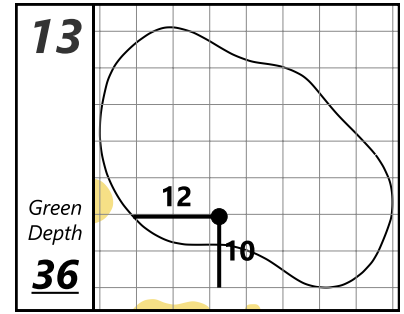
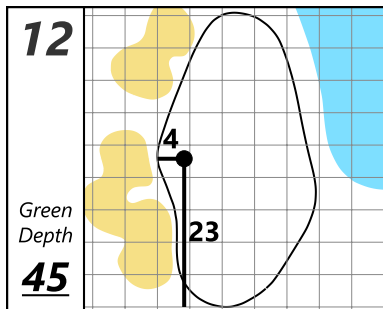
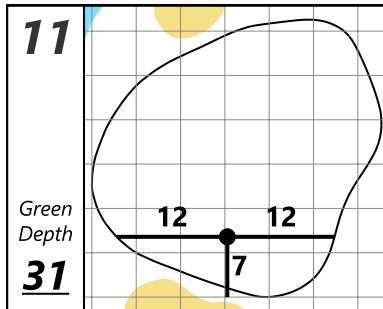
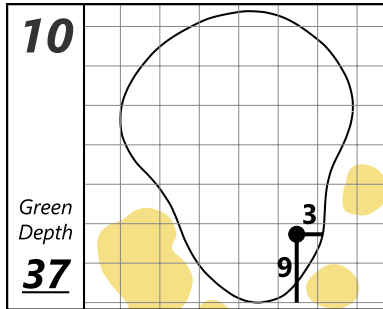
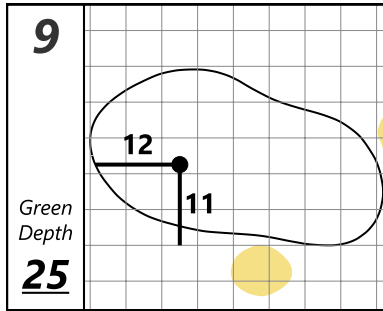
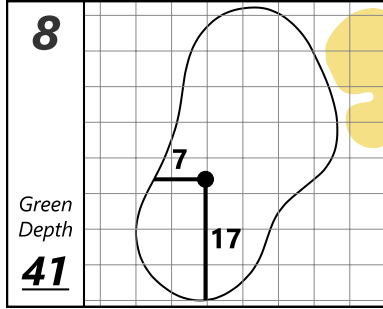
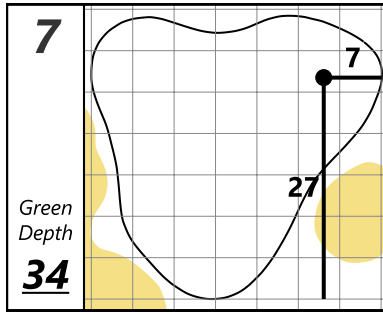
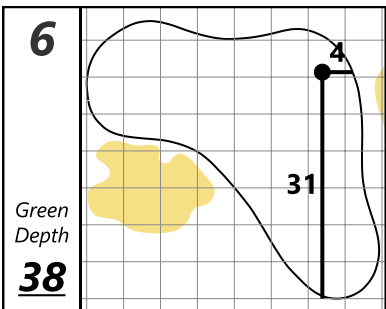
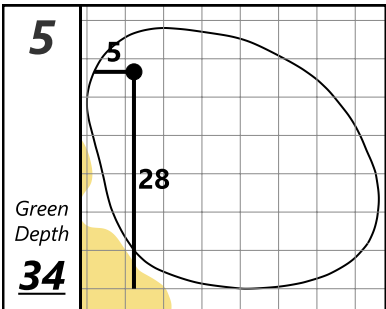
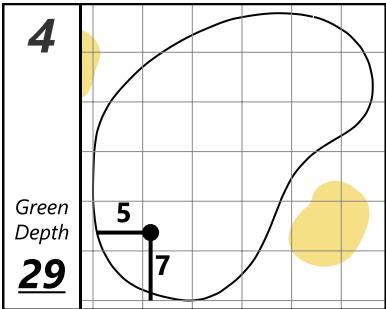
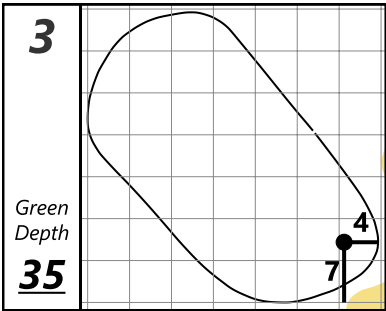
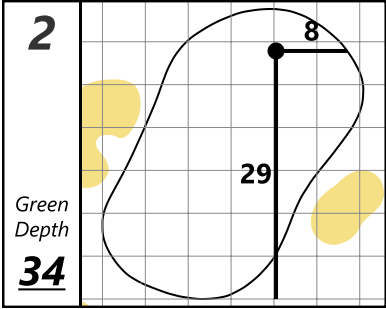
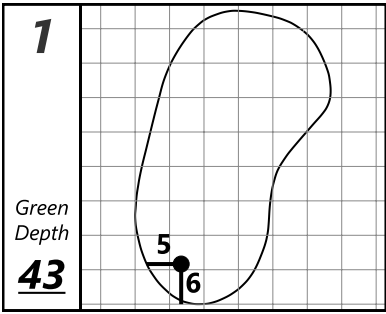
	Round 1	Round 2	Round 3	Total
Rounds Below 70	42	79	32	153
Rounds Below Par	61	94	44	199
Rounds Par and Below	80	108	54	242
Rounds At Even Par	19	14	10	43
Rounds Over Par	52	23	19	94
Rounds 80 and Over	0	0	0	0



2024 WM Phoenix Open
 Third Round Course Statistics Table
 TPC Scottsdale (Stadium Course) TS 7261 yards 35-36--71



Statistic	Round 3	Round 2	Round 1
Drive Dist. Leader	320-Kim	330-Montgomery	325-Champ
Drive Dist. Holes: 13,14			
Longest Drive	362-Hall	383-van Rooyen	376-Spieth
Hole 1	291-Stevens	339-Stevens	335-Murray
Hole 2	344-Kim	361-Thomas	371-Duncan
Hole 3	314-Clark	336-Lee	376-Spieth
Hole 4			
Hole 5	337-Montgomery	363-Kim	354-Yuan
Hole 6	341-Clark	344-Lee	324-Lee
Hole 7			
Hole 8	328-Knapp	329-Holmes	325-Clark
Hole 9	362-Hall	336-Chappell	328-Champ
Hole 10	319-Thomas	341-Champ	332-Lee
Hole 11	316-Vegas	326-Gotterup	375-Norrman
Hole 12			
Hole 13	339-Power	331-Im	364-Yuan
Hole 14	330-McNealy	378-Montgomery	320-Burns
Hole 15	356-Hoge	383-van Rooyen	330-Deity
Hole 16			
Hole 17	338-Mueller	339-Gotterup	326-Vegas
Hole 18	343-Scott	343-Gotterup	346-Yuan
Most Fairways Hit	13-Lowry	13-Galletti	13-Taylor, NeSmith
Most Greens in Regulation	17-Alexander	17-Matsuyama, An, NeSmith, Novak	18-NeSmith
Approach Prox. To Hole	26' 1"-Kim	22' 10"-Scheffler	26' 7"-Vegas
Longest Putt Made	65' 11"-English	67' 4"-Hadley	88' 10"-Fox
Most 1 Putts	12-McCarthy	12-Young	13-Taylor



WM Phoenix Open

TPC Scottsdale (Stadium Course)



2024 WM Phoenix Open
 TPC Scottsdale (Stadium Course)
 Third Round Groupings and Starting Times
 Saturday, February 10, 2023



TEE	#1				
2:10	Adrien Dumont de Chassart	Villers la Ville, Belgium	72	66	138
	Jim Knous	Basalt, CO	72	66	138
	Martin Laird	Glasgow, Scotland	69	69	138
2:20	Tyler Duncan	Columbus, IN	71	67	138
	Byeong Hun An	South Korea	70	68	138
	Beau Hossler	Mission Viejo, CA	72	66	138
2:30	Taylor Montgomery	Las Vegas, NV	69	68	137
	Joel Dahmen	Clarkston, WA	69	68	137
	Shane Lowry	County Offaly, Ireland	67	70	137
2:40	Hideki Matsuyama	Sendai, Japan	69	68	137
	Nick Hardy	Northbrook, IL	71	66	137
	Corey Connors	Listowel, ON, Canada	68	69	137
2:50	Zac Blair	Orem, UT	69	68	137
	Keith Mitchell	Chattanooga, TN	69	68	137
	Wyndham Clark	Denver, CO	72	65	137
3:00	S.H. Kim	South Korea	67	69	136
	Bud Cauley	Palm Beach Gardens, FL	69	68	137
	Thomas Detry	Brussels, Belgium	69	68	137
3:10	Justin Suh	San Jose, CA	68	68	136
	Jake Knapp	Costa Mesa, CA	68	68	136
	Davis Thompson	St. Simons Island, GA	69	67	136
3:20	Matt Fitzpatrick	Sheffield, England	69	66	135
	Sam Stevens	Wichita, KS	70	66	136
	Si Woo Kim	Seoul, South Korea	68	68	136
3:30	Sam Burns	Shreveport, LA	68	67	135
	Daniel Berger	Jupiter, FL	66	69	135
	Jhonattan Vegas	Maturin, Venezuela	67	68	135
3:40	Jordan Spieth	Dallas, TX	68	66	134
	Charley Hoffman	Rancho Santa Fe, CA	67	68	135
	Kurt Kitayama	Chico, CA	68	67	135
3:50	Justin Thomas	Louisville, KY	69	65	134
	Cameron Young	Scarborough, NY	67	67	134
	Ryan Fox	New Zealand	66	68	134
4:00	Maverick McNealy	Las Vegas, NV	65	67	132
	Doug Ghim	Arlington Heights, IL	65	68	133
	Scottie Scheffler	Dallas, TX	68	66	134
4:10	Sahith Theegala	Chino Hills, CA	65	64	129
	Andrew Novak	Sea Island, GA	65	65	130
	Nick Taylor	Abbotsford, B.C., Canada	60	70	130



2024 WM Phoenix Open
 TPC Scottsdale (Stadium Course)
 Third Round Groupings and Starting Times
 Saturday, February 10, 2023



TEE	#10				
2:10	Carson Young	Greenville, SC	71	67	138
	Harris English	Sea Island, GA	71	67	138
	Brendon Todd	Athens, GA	70	68	138
2:20	Nicolo Galletti	Tempe, AZ	71	67	138
	Taylor Moore	Edmond, OK	69	70	139
	Billy Horschel	Ponte Vedra Beach, FL	72	67	139
2:30	Matt NeSmith	Aiken, SC	70	69	139
	Christiaan Bezuidenhout	Kempton Park, South Africa	67	72	139
	Robby Shelton	Wilmer, AL	69	70	139
2:40	Sami Valimaki	Nokia, Finland	69	70	139
	Jesse Mueller	Phoenix, AZ	71	68	139
	Eric Cole	Tequesta, FL	70	69	139
2:50	Emiliano Grillo	Argentina	71	68	139
	Adam Schenk	Vincennes, IN	70	69	139
	Matt Wallace	England	75	64	139
3:00	Ben Griffin	Chapel Hill, NC	72	67	139
	Hayden Buckley	Alpharetta, GA	70	69	139
	Harry Hall	Cornwall, England	70	70	140
3:10	Min Woo Lee	Perth, Australia	71	69	140
	Adam Scott	Gold Coast, Queensland, Australia	72	68	140
	Seamus Power	Waterford, Ireland	71	69	140
3:20	Zach Johnson	Cedar Rapids, IA	70	70	140
	Justin Lower	Canal Fulton, OH	71	69	140
	Mark Hubbard	Denver, CO	70	70	140
3:30	Tyson Alexander	Gainesville, FL	72	68	140
	Aaron Baddeley	Melbourne, Australia	69	71	140
	Alex Noren	Stockholm, Sweden	69	71	140
3:40	Brian Harman	Sea Island, GA	71	69	140
	Tom Kim	Seoul, South Korea	74	66	140
	Sungjae Im	Jeju-Si, Jeju-do, South Korea	70	70	140
3:50	Tom Hoge	Fargo, ND	70	70	140
	Garrick Higgo	Stellenbosch, South Africa	73	67	140
4:00	Denny McCarthy	Jupiter, FL	72	68	140
	Kevin Chappell	Fresno, CA	72	68	140



2024 WM Phoenix Open Third Round Top Players



Course	Hole	1	2	3	4	5	6	7	8	9	Out	10	11	12	13	14	15	16	17	18	In	Total
TS TPC Scottsdale (Stadium)	Par	4	4	5	3	4	4	3	4	4	35	4	4	3	5	4	5	3	4	4	36	71

Player	Course	Round	DD1	DD2	FH	GIR	SH	SS	PT	Out	Strokes Gained Statistics						TOT	Total					
											OTT	APR	ARG	T2G	PUT	TOT							
1 Sahith Theegala			-15																				
	Course		DD1	DD2	FH	GIR	SH	SS	PT							TOT							
	TS	Round 1	317	262	8	13	3	2	26	0.509	1.374	1.889	3.772	2.122	5.894								
	TS	Round 2	302	280	9	16	0	0	28	0.785	2.937	-0.242	3.479	1.803	5.282								
	TS	Round 3	292	327	8	15	3	1	32	-0.180	0.485	-0.900	-0.575	-0.584	-1.159								
	TS	Round 1	4	③	④	②	⑤	③	3	4	4	32	③	4	②	5	4	④	3	4	4	33	65
	TS	Round 2	4	③	④	②	4	4	3	4	4	32	⑤	③	3	④	③	④	3	③	4	32	64
TS	Round 3	⑤	⑤	5	②	4	4	3	4	4	36	③	4	3	④	4	5	3	③	4	33	69	198
Nick Taylor			-15																				
	Course		DD1	DD2	FH	GIR	SH	SS	PT							TOT							
	TS	Round 1	303	267	13	16	1	1	23	2.206	1.464	0.076	3.746	7.148	10.894								
	TS	Round 2	287	296	7	13	1	1	31	-0.692	-0.422	1.013	-0.102	-0.616	-0.718								
	TS	Round 3	287	311	10	16	0	0	33	0.210	0.398	0.118	0.746	0.095	0.841								
	TS	Round 1	③	③	④	3	③	4	3	③	③	29	4	③	②	④	4	5	②	4	③	31	60
	TS	Round 2	⑤	4	5	3	4	4	3	4	4	36	③	4	3	5	4	5	3	③	4	34	70
TS	Round 3	4	4	5	3	③	4	④	4	⑤	36	4	③	3	④	4	④	3	③	4	32	68	198
3 Charley Hoffman			-14																				
	Course		DD1	DD2	FH	GIR	SH	SS	PT							TOT							
	TS	Round 1	335	274	9	15	1	1	30	0.199	3.203	-0.039	3.363	0.531	3.894								
	TS	Round 2	295	302	10	14	1	0	30	1.147	-1.048	0.178	0.276	1.006	1.282								
	TS	Round 3	286	304	10	14	1	1	25	-0.146	1.522	-0.180	0.918	1.036	1.954								
	TS	Round 1	4	③	④	3	4	③	3	4	4	32	4	③	3	④	4	⑥	3	4	4	35	67
	TS	Round 2	③	⑤	5	3	4	4	3	4	③	34	⑤	4	②	④	③	5	3	③	⑤	34	68
TS	Round 3	4	③	④	3	③	4	3	4	⑤	33	4	4	3	④	4	④	②	③	③	31	64	199

Strokes Gained Legend: OTT = Off the Tee APR = Approach the Green ARG = Around the Green T2G = Tee to Green PUT = Putting TOT = Total Strokes Gained



2024 WM Phoenix Open Third Round Top Players



Course	Hole	1	2	3	4	5	6	7	8	9	Out	10	11	12	13	14	15	16	17	18	In	Total
TS TPC Scottsdale (Stadium)	Par	4	4	5	3	4	4	3	4	4	35	4	4	3	5	4	5	3	4	4	36	71

Andrew Novak -14

Course		DD1	DD2	FH	GIR	SH	SS	PT	Strokes Gained Statistics							TOT							
		OTT	APR	ARG	T2G	PUT																	
TS	Round 1	310	272	6	15	0	0	26	0.154	2.327	0.706	3.187	2.707								5.894		
TS	Round 2	295	304	8	17	1	1	29	0.768	2.358	0.380	3.505	0.777								4.282		
TS	Round 3	301	315	9	13	0	0	29	-1.206	0.330	-1.003	-1.859	0.700								-1.159		
TS	Round 1		5 4 4	3 4 4	2 4 4			34	4 3 4	3 4 4	2 3 4	2 3 4									31	65	
TS	Round 2		4 4 4	2 3 4	3 3 4			31	4 4 3	4 4 5	3 3 4											34	65
TS	Round 3		4 5 5	2 5 4	3 4 4			36	4 4 3	5 5 3	3 3 3											33	69

5 Cameron Young -13

Course		DD1	DD2	FH	GIR	SH	SS	PT	Strokes Gained Statistics							TOT							
		OTT	APR	ARG	T2G	PUT																	
TS	Round 1	302	298	9	14	2	1	28	1.681	1.950	-0.897	2.734	1.160								3.894		
TS	Round 2	298	300	8	12	2	2	25	1.049	-0.906	-0.174	-0.032	2.314								2.282		
TS	Round 3	294	297	8	16	1	1	31	-0.187	0.723	-0.033	0.225	0.729								0.954		
TS	Round 1		3 4 4	3 3 4	3 4 5			33	3 4 3	5 4 4	3 4 4											34	67
TS	Round 2		4 4 4	3 4 4	3 4 3			33	4 5 4	4 4 4	3 3 3											34	67
TS	Round 3		4 4 4	3 4 4	3 3 5			34	4 4 2	4 4 4	3 3 4											32	66

Scottie Scheffler -13

Course		DD1	DD2	FH	GIR	SH	SS	PT	Strokes Gained Statistics							TOT							
		OTT	APR	ARG	T2G	PUT																	
TS	Round 1	311	286	9	17	2	0	33	1.609	1.270	-0.594	2.285	0.609								2.894		
TS	Round 2	264	294	8	13	0	0	27	0.862	2.061	-0.266	2.656	0.626								3.282		
TS	Round 3	284	299	8	15	4	1	28	0.288	0.204	-0.178	0.299	-0.347								-0.048		
TS	Round 1		5 3 4	3 4 4	3 4 4			34	4 4 4	5 3 5	3 3 3											34	68
TS	Round 2		4 3 4	3 4 3	3 3 4			31	4 4 3	5 4 4	3 4 4											35	66
TS	Round 3		4 5 4	3 4 4	3 4 3			34	3 3 2	4 5 5	2 3 5											32	66

Strokes Gained Legend: OTT = Off the Tee APR = Approach the Green ARG = Around the Green T2G = Tee to Green PUT = Putting TOT = Total Strokes Gained





2024 WM Phoenix Open Third Round Top Players



Course	Hole	1	2	3	4	5	6	7	8	9	Out	10	11	12	13	14	15	16	17	18	In	Total
TS TPC Scottsdale (Stadium)	Par	4	4	5	3	4	4	3	4	4	35	4	4	3	5	4	5	3	4	4	36	71

7	Sam Burns		-11									Strokes Gained Statistics						TOT	202				
				Course	DD1	DD2	FH	GIR	SH	SS	PT	OTT	APR	ARG	T2G	PUT							
	TS	Round 1	304	320	7	13	2	1	29	1.358	0.083	-0.474	0.967	1.927	2.894								
	TS	Round 2	275	305	9	15	2	1	30	0.969	-0.077	0.139	1.030	1.252	2.282								
	TS	Round 3	304	324	12	16	1	0	32	1.059	0.830	-0.937	0.674	0.280	0.954								
	TS	Round 1		③ 4 5	3 4 4	④ ③ 4	④ ③ 4	34	③ 4 3	5 4 ④	3 4 4	34	68										
	TS	Round 2	4	⑤ 5	3 4 4	3 4 4	36	4 4 ②	④ ③ ④	3 ③ 4	31	67											
	TS	Round 3	4	4 5	3 4 ③	3 4 4	34	4 ③ 3	5 4 ④	3 ③ 4	33	67	202										

Kurt Kitayama	-11										Strokes Gained Statistics						TOT	202					
			Course	DD1	DD2	FH	GIR	SH	SS	PT	OTT	APR	ARG	T2G	PUT								
	TS	Round 1	326	285	10	14	1	1	29	1.595	0.711	0.368	2.674	0.220	2.894								
	TS	Round 2	298	317	7	13	0	0	27	0.490	-0.326	-1.370	-1.207	3.489	2.282								
	TS	Round 3	302	310	7	12	2	2	29	0.501	-0.312	1.191	1.102	-0.148	0.954								
	TS	Round 1	4	4 ④	② 4 4	3 4 4	33	4 4 3	④ 4 5	3 4 4	35	68											
	TS	Round 2	③ 4	④ ④	3 4 4	3 4 ③	32	4 4 ②	④ 4 5	3 ⑤ 4	35	67											
	TS	Round 3	4	4 ④	3 4 4	3 4 4	34	4 4 3	④ 4 5	3 ② 4	33	67	202										

9	Harris English		-10									Strokes Gained Statistics						TOT	203				
				Course	DD1	DD2	FH	GIR	SH	SS	PT	OTT	APR	ARG	T2G	PUT							
	TS	Round 1	346	254	11	12	1	1	30	1.358	-1.509	-0.260	-0.411	0.305	-0.106								
	TS	Round 2	278	277	11	15	0	0	30	1.032	-0.394	1.031	1.668	0.614	2.282								
	TS	Round 3	293	322	10	16	3	1	28	0.949	0.322	0.307	1.662	2.698	4.360								
	TS	Round 1	4	4 ④	3 4 ⑤	3 4 ⑤	36	4 4 3	③ ⑤ 5	3 4 4	35	71											
	TS	Round 2	4	4 ③	3 ⑤ 4	② 4 4	33	4 4 ④	5 ③ ④	3 ③ 4	34	67											
	TS	Round 3	4	4 ④	3 4 4	3 ③ 4	33	③ ③ 3	5 4 5	② ③ 4	32	65	203										

Strokes Gained Legend: OTT = Off the Tee APR = Approach the Green ARG = Around the Green T2G = Tee to Green PUT = Putting TOT = Total Strokes Gained



2024 WM Phoenix Open
Third Round Top Players



Course	Hole	1	2	3	4	5	6	7	8	9	Out	10	11	12	13	14	15	16	17	18	In	Total
TS TPC Scottsdale (Stadium)	Par	4	4	5	3	4	4	3	4	4	35	4	4	3	5	4	5	3	4	4	36	71

Wyndham Clark -10

Course		DD1	DD2	FH	GIR	SH	SS	PT	Strokes Gained Statistics						TOT		
		OTT	APR	ARG	T2G	PUT											
TS	Round 1	320	308	4	10	1	1	30	-1.580	1.117	-0.747	-1.210	0.104	-1.106			
TS	Round 2	310	300	8	15	0	0	28	0.757	2.487	0.055	3.298	0.984	4.282			
TS	Round 3	309	300	5	12	3	3	27	0.394	1.119	0.509	2.028	1.394	3.422			
TS	Round 1	5	4	3	2	5	5	4	3	4	5	3	5	4	37	72	
TS	Round 2	4	4	4	3	4	4	3	4	4	3	4	4	3	31	65	
TS	Round 3	4	4	3	3	4	4	3	4	3	4	4	3	4	34	66	203

Jordan Spieth -10

Course		DD1	DD2	FH	GIR	SH	SS	PT	Strokes Gained Statistics						TOT		
		OTT	APR	ARG	T2G	PUT											
TS	Round 1	340	282	9	15	2	1	30	1.553	-2.261	1.904	1.196	1.698	2.894			
TS	Round 2	302	278	10	13	0	0	26	0.735	-0.756	1.290	1.268	2.014	3.282			
TS	Round 3	276	313	10	11	4	3	28	0.282	-0.812	0.743	-0.065	2.019	1.954			
TS	Round 1	4	4	4	3	4	4	3	4	4	4	3	3	3	34	68	
TS	Round 2	4	4	5	3	3	4	3	5	5	3	4	4	3	30	66	
TS	Round 3	4	4	4	3	5	4	3	3	3	4	4	4	4	36	69	203

Maverick McNealy -10

Course		DD1	DD2	FH	GIR	SH	SS	PT	Strokes Gained Statistics						TOT		
		OTT	APR	ARG	T2G	PUT											
TS	Round 1	305	301	8	15	2	1	27	0.946	3.456	1.704	6.106	-0.212	5.894			
TS	Round 2	311	279	9	13	0	0	28	0.682	-0.364	1.664	1.981	0.301	2.282			
TS	Round 3	295	330	10	12	1	1	30	0.520	-0.835	-1.033	-1.363	-0.685	-2.048			
TS	Round 1	4	5	4	2	4	3	4	3	4	5	3	3	3	33	65	
TS	Round 2	4	4	4	3	4	3	5	3	5	3	3	4	4	34	67	
TS	Round 3	4	4	5	4	5	4	3	4	5	3	4	4	4	35	71	203

Strokes Gained Legend: OTT = Off the Tee APR = Approach the Green ARG = Around the Green T2G = Tee to Green PUT = Putting TOT = Total Strokes Gained





2024 WM Phoenix Open Third Round Top Players



Course	Hole	1	2	3	4	5	6	7	8	9	Out	10	11	12	13	14	15	16	17	18	In	Total
TS TPC Scottsdale (Stadium)	Par	4	4	5	3	4	4	3	4	4	35	4	4	3	5	4	5	3	4	4	36	71

13 Taylor Montgomery -9

Course		DD1	DD2	FH	GIR	SH	SS	PT	Strokes Gained Statistics						TOT								
		OTT	APR	ARG	T2G	PUT							TOT										
TS	Round 1	305	254	6	14	0	0	29	-2.034	1.744	0.534	0.244	1.650	1.894									
TS	Round 2	283	378	7	15	0	0	31	0.884	0.187	0.088	1.158	0.124	1.282									
TS	Round 3	278	289	9	11	0	0	25	-1.157	0.256	0.598	-0.435	2.313	1.878									
TS	Round 1	4	4	5	②	4	4	3	4	4	34	③	4	3	④	4	⑦	3	③	4	35	69	
TS	Round 2	4	③	④	3	4	4	3	4	4	33	4	⑤	3	④	4	5	3	③	4	35	68	
TS	Round 3	4	③	④	3	4	4	3	4	4	33	③	4	3	⑥	4	④	3	③	4	34	67	204

Jhonattan Vegas -9

Course		DD1	DD2	FH	GIR	SH	SS	PT	Strokes Gained Statistics						TOT								
		OTT	APR	ARG	T2G	PUT							TOT										
TS	Round 1	297	310	9	16	0	0	30	1.838	2.268	-0.228	3.878	0.016	3.894									
TS	Round 2	298	286	9	15	0	0	31	0.398	1.011	-0.644	0.764	0.518	1.282									
TS	Round 3	311	325	12	14	1	0	32	0.045	0.623	-0.138	0.252	-1.298	-1.046									
TS	Round 1	4	③	④	②	③	4	④	4	4	32	⑤	③	3	5	4	5	3	③	4	35	67	
TS	Round 2	4	4	5	3	4	4	3	③	⑤	35	4	4	3	④	4	5	②	③	4	33	68	
TS	Round 3	4	⑤	5	3	4	4	3	4	4	36	4	4	④	④	4	③	②	4	4	33	69	204

Justin Thomas -9

Course		DD1	DD2	FH	GIR	SH	SS	PT	Strokes Gained Statistics						TOT								
		OTT	APR	ARG	T2G	PUT							TOT										
TS	Round 1	307	283	5	13	2	1	30	0.751	1.644	0.568	2.963	-1.069	1.894									
TS	Round 2	271	283	9	13	2	0	26	1.365	0.053	0.821	2.238	2.044	4.282									
TS	Round 3	304	300	6	12	2	1	30	-0.017	1.051	-0.410	0.393	-0.502	-0.109									
TS	Round 1	4	⑤	④	3	4	4	②	4	⑤	35	4	4	3	④	4	5	②	4	4	34	69	
TS	Round 2	4	4	④	④	③	4	②	4	4	33	③	4	3	5	③	④	3	③	4	32	65	
TS	Round 3	4	4	④	④	4	4	④	③	4	35	4	4	②	5	4	5	3	4	4	35	70	204

Strokes Gained Legend: OTT = Off the Tee APR = Approach the Green ARG = Around the Green T2G = Tee to Green PUT = Putting TOT = Total Strokes Gained





2024 WM Phoenix Open Third Round Top Players



Course	Hole	1	2	3	4	5	6	7	8	9	Out	10	11	12	13	14	15	16	17	18	In	Total
TS TPC Scottsdale (Stadium)	Par	4	4	5	3	4	4	3	4	4	35	4	4	3	5	4	5	3	4	4	36	71

Doug Ghim -9

Course		DD1	DD2	FH	GIR	SH	SS	PT	Strokes Gained Statistics						TOT								
		OTT	APR	ARG	T2G	PUT							TOT										
TS	Round 1	305	294	12	17	0	0	29	1.999	0.177	1.908	4.084	1.810							5.894			
TS	Round 2	286	288	6	15	1	0	30	-0.789	3.382	-1.183	1.409	-0.127							1.282			
TS	Round 3	284	300	11	12	3	2	30	0.110	-0.315	0.667	0.447	1.505							1.952			
TS	Round 1	4	③	5	3	4	⑤	3	③	4	34	4	4	④	③	4	④	②	③	③	31	65	
TS	Round 2	③	⑤	5	3	4	4	②	③	4	33	4	4	3	5	4	5	②	4	4	35	68	
TS	Round 3	③	4	④	3	4	4	3	⑤	4	34	4	4	3	5	⑤	5	3	4	4	37	71	204

17 Billy Horschel -8

Course		DD1	DD2	FH	GIR	SH	SS	PT	Strokes Gained Statistics						TOT								
		OTT	APR	ARG	T2G	PUT							TOT										
TS	Round 1	290	294	8	13	2	1	31	-0.826	0.938	-1.355	-1.243	0.137							-1.106			
TS	Round 2	280	281	11	16	1	0	30	0.919	0.457	-0.347	1.028	1.254							2.282			
TS	Round 3	293	293	6	15	1	0	29	-1.106	1.718	0.143	0.863	3.447							4.310			
TS	Round 1	4	4	④	3	⑤	4	3	4	4	35	③	4	3	5	⑥	5	3	③	⑤	37	72	
TS	Round 2	4	4	④	3	4	4	②	4	4	33	4	4	3	5	③	5	3	③	4	34	67	
TS	Round 3	③	4	④	3	4	⑤	3	4	③	33	4	4	3	④	4	③	3	4	4	33	66	205

Shane Lowry -8

Course		DD1	DD2	FH	GIR	SH	SS	PT	Strokes Gained Statistics						TOT								
		OTT	APR	ARG	T2G	PUT							TOT										
TS	Round 1	316	257	7	12	1	0	26	-0.714	1.913	0.641	1.840	2.054							3.894			
TS	Round 2	292	271	10	12	2	1	30	0.689	-1.358	0.637	-0.033	-0.685							-0.718			
TS	Round 3	251	283	13	13	0	0	28	0.662	1.532	-0.628	1.345	0.724							2.069			
TS	Round 1	4	⑤	5	3	4	4	3	4	4	36	③	③	3	④	4	④	④	③	③	31	67	
TS	Round 2	4	4	④	3	4	4	④	4	4	35	4	③	3	5	⑤	5	3	③	4	35	70	
TS	Round 3	⑤	4	④	3	③	③	3	③	⑤	33	③	4	3	5	⑤	5	④	③	③	35	68	205

Strokes Gained Legend: OTT = Off the Tee APR = Approach the Green ARG = Around the Green T2G = Tee to Green PUT = Putting TOT = Total Strokes Gained





2024 WM Phoenix Open Third Round Top Players



Course	Hole	1	2	3	4	5	6	7	8	9	Out	10	11	12	13	14	15	16	17	18	In	Total
TS TPC Scottsdale (Stadium)	Par	4	4	5	3	4	4	3	4	4	35	4	4	3	5	4	5	3	4	4	36	71

Hideki Matsuyama -8

Course		DD1	DD2	FH	GIR	SH	SS	PT	Strokes Gained Statistics						TOT								
		OTT	APR	ARG	T2G	PUT							TOT										
TS	Round 1	301	294	7	11	2	2	25	-0.728	-2.784	1.804	-1.708	3.602	1.894									
TS	Round 2	290	298	9	17	1	1	32	0.308	1.579	0.322	2.208	-0.926	1.282									
TS	Round 3	295	299	7	12	4	1	27	-0.651	1.104	2.103	2.424	-0.546	1.878									
TS	Round 1	③	⑥	③	3	③	4	④	⑤	4	35	4	③	⑤	④	③	5	②	4	4	34	69	
TS	Round 2	4	4	④	3	4	4	3	4	4	34	4	4	3	5	4	④	3	③	4	34	68	
TS	Round 3	4	4	5	3	③	⑤	3	4	4	35	③	4	3	④	4	5	④	③	③	33	68	205

Nick Hardy -8

Course		DD1	DD2	FH	GIR	SH	SS	PT	Strokes Gained Statistics						TOT								
		OTT	APR	ARG	T2G	PUT							TOT										
TS	Round 1	313	285	8	14	1	0	33	0.022	0.418	0.746	1.186	-1.292	-0.106									
TS	Round 2	293	334	11	13	3	2	27	1.700	-0.374	0.824	2.149	1.133	3.282									
TS	Round 3	302	294	8	13	0	0	28	0.391	-0.584	1.104	0.779	0.099	0.878									
TS	Round 1	4	4	5	3	③	4	3	⑤	4	35	4	4	④	5	4	5	3	4	③	36	71	
TS	Round 2	4	4	5	②	4	③	3	4	⑤	34	4	4	3	④	③	④	3	③	4	32	66	
TS	Round 3	4	4	④	3	4	③	②	4	⑤	33	4	4	④	5	4	5	②	③	4	35	68	205

Adam Scott -8

Course		DD1	DD2	FH	GIR	SH	SS	PT	Strokes Gained Statistics						TOT								
		OTT	APR	ARG	T2G	PUT							TOT										
TS	Round 1	293	306	7	13	3	2	32	-0.151	-0.736	-0.918	-1.805	0.699	-1.106									
TS	Round 2	291	312	10	15	1	0	31	0.131	1.898	0.603	2.631	-1.349	1.282									
TS	Round 3	300	286	8	16	2	2	29	0.752	1.191	0.578	2.794	-0.242	2.552									
TS	Round 1	4	4	5	3	4	4	④	③	4	35	③	4	3	5	4	⑥	3	4	⑤	37	72	
TS	Round 2	4	4	5	3	4	4	②	4	4	34	4	4	②	④	4	5	3	4	4	34	68	
TS	Round 3	4	4	5	②	③	4	3	4	③	32	③	4	3	5	4	④	3	③	4	33	65	205

Strokes Gained Legend: OTT = Off the Tee APR = Approach the Green ARG = Around the Green T2G = Tee to Green PUT = Putting TOT = Total Strokes Gained



2024 WM Phoenix Open Third Round Top Players



Course	Hole	1	2	3	4	5	6	7	8	9	Out	10	11	12	13	14	15	16	17	18	In	Total
TS TPC Scottsdale (Stadium)	Par	4	4	5	3	4	4	3	4	4	35	4	4	3	5	4	5	3	4	4	36	71

Matt Fitzpatrick -8

Course		DD1	DD2	FH	GIR	SH	SS	PT	Strokes Gained Statistics						OTT	APR	ARG	T2G	PUT	TOT			
TS	Round 1	309	267	11	13	0	0	29	0.518	0.903	-0.004	1.417	0.477	1.894									
TS	Round 2	294	294	8	15	2	1	29	0.636	0.628	0.834	2.097	1.185	3.282									
TS	Round 3	293	322	10	12	1	1	31	0.793	0.035	-1.112	-0.618	-0.480	-1.098									
TS	Round 1	4	4	④	②	4	⑤	④	4	4	35	4	4	②	④	4	5	3	⑤	③	34	69	
TS	Round 2	4	⑤	④	3	4	4	②	4	⑤	35	4	4	3	④	③	④	②	③	4	31	66	
TS	Round 3	4	4	5	②	4	4	⑤	4	4	36	4	⑤	3	④	③	5	3	③	4	34	70	205

Si Woo Kim -8

Course		DD1	DD2	FH	GIR	SH	SS	PT	Strokes Gained Statistics						OTT	APR	ARG	T2G	PUT	TOT			
TS	Round 1	283	298	12	14	2	1	30	1.348	0.587	1.057	2.992	-0.098	2.894									
TS	Round 2	284	299	12	13	2	2	28	0.963	-0.936	0.419	0.445	0.837	1.282									
TS	Round 3	282	299	10	14	3	1	30	0.747	1.588	-0.059	1.942	-0.040	1.902									
TS	Round 1	4	4	④	3	4	4	3	4	4	34	4	4	3	5	4	③	3	③	⑤	34	68	
TS	Round 2	4	③	⑥	3	⑤	4	3	4	4	36	③	⑤	3	④	4	④	②	③	4	32	68	
TS	Round 3	4	4	④	3	4	4	④	③	③	33	4	4	3	5	4	⑥	3	③	4	36	69	205

24 Keith Mitchell -7

Course		DD1	DD2	FH	GIR	SH	SS	PT	Strokes Gained Statistics						OTT	APR	ARG	T2G	PUT	TOT			
TS	Round 1	316	276	8	14	2	0	32	1.151	1.823	-0.794	2.180	-0.286	1.894									
TS	Round 2	299	301	8	16	1	1	33	0.884	0.628	-0.231	1.280	0.002	1.282									
TS	Round 3	317	308	9	11	3	0	27	1.118	-0.398	-0.647	0.079	0.343	0.422									
TS	Round 1	4	4	5	3	4	③	3	4	4	34	⑤	4	②	③	4	⑥	3	4	4	35	69	
TS	Round 2	4	4	④	3	4	4	3	⑤	4	35	4	4	3	④	③	5	3	4	③	33	68	
TS	Round 3	4	4	④	②	⑤	③	②	⑤	⑤	34	⑤	4	3	④	4	5	②	4	4	35	69	206

Strokes Gained Legend: OTT = Off the Tee APR = Approach the Green ARG = Around the Green T2G = Tee to Green PUT = Putting TOT = Total Strokes Gained



2024 WM Phoenix Open Third Round Top Players



Course	Hole	1	2	3	4	5	6	7	8	9	Out	10	11	12	13	14	15	16	17	18	In	Total
TS TPC Scottsdale (Stadium)	Par	4	4	5	3	4	4	3	4	4	35	4	4	3	5	4	5	3	4	4	36	71

S.H. Kim

-7

Strokes Gained Statistics

Course	DD1	DD2	FH	GIR	SH	SS	PT	OTT	APR	ARG	T2G	PUT	TOT									
TS Round 1	330	248	10	12	2	2	27	1.156	0.148	1.196	2.500	1.394	3.894									
TS Round 2	298	276	7	12	2	0	31	0.303	-0.578	-0.565	-0.841	1.123	0.282									
TS Round 3	330	311	8	10	3	3	27	0.734	-0.428	1.218	1.250	-0.175	1.075									
TS Round 1	③	⑤	5	3	③	③	3	⑤	⑤	35	4	4	②	③	4	5	3	4	③	32	67	
TS Round 2	③	⑤	④	3	4	4	④	4	③	34	4	⑤	3	④	4	④	④	④	③	4	35	69
TS Round 3	③	4	④	3	4	⑤	②	4	⑤	34	4	4	3	⑥	4	④	3	4	4	36	70	206

Hayden Buckley

-7

Strokes Gained Statistics

Course	DD1	DD2	FH	GIR	SH	SS	PT	OTT	APR	ARG	T2G	PUT	TOT									
TS Round 1	278	272	8	12	2	2	29	0.342	-0.736	0.428	0.034	0.860	0.894									
TS Round 2	293	269	9	11	0	0	26	-0.351	-2.134	1.651	-0.835	1.117	0.282									
TS Round 3	295	295	11	12	1	1	28	0.872	-0.599	-0.091	0.442	2.198	2.640									
TS Round 1	4	4	④	3	4	4	②	4	4	33	4	4	3	5	⑤	5	②	4	⑤	37	70	
TS Round 2	4	4	5	3	⑤	4	②	⑤	4	36	4	4	3	④	4	④	3	③	4	33	69	
TS Round 3	4	4	④	3	4	⑤	3	③	4	34	4	4	3	④	4	④	3	③	4	33	67	206

Justin Suh

-7

Strokes Gained Statistics

Course	DD1	DD2	FH	GIR	SH	SS	PT	OTT	APR	ARG	T2G	PUT	TOT									
TS Round 1	301	276	9	14	0	0	29	1.076	1.020	-1.669	0.427	2.467	2.894									
TS Round 2	296	278	8	14	0	0	28	-1.300	1.257	0.619	0.575	0.707	1.282									
TS Round 3	293	307	9	15	1	0	33	0.055	0.110	-0.821	-0.990	-1.108	-2.098									
TS Round 1	4	4	④	②	4	4	3	⑤	⑤	35	③	4	3	④	4	④	3	4	4	33	68	
TS Round 2	③	4	④	④	⑤	4	②	⑤	③	34	4	4	3	④	③	5	3	4	4	34	68	
TS Round 3	4	③	5	④	4	⑤	④	4	4	37	4	4	3	④	4	④	3	③	4	33	70	206

Strokes Gained Legend: OTT = Off the Tee APR = Approach the Green ARG = Around the Green T2G = Tee to Green PUT = Putting TOT = Total Strokes Gained





2024 WM Phoenix Open Third Round Top Players



Course	Hole	1	2	3	4	5	6	7	8	9	Out	10	11	12	13	14	15	16	17	18	In	Total
TS TPC Scottsdale (Stadium)	Par	4	4	5	3	4	4	3	4	4	35	4	4	3	5	4	5	3	4	4	36	71

Davis Thompson -7

Course		DD1	DD2	FH	GIR	SH	SS	PT	Strokes Gained Statistics							TOT
		OTT	APR	ARG	T2G	PUT								TOT		
TS	Round 1	363	259	7	14	0	0	31	-0.295	2.869	-0.308	2.266	-0.372	1.894		
TS	Round 2	309	271	8	16	1	0	30	0.394	1.414	0.440	2.247	0.035	2.282		
TS	Round 3	295	311	7	12	1	1	28	0.030	0.379	-0.837	-0.762	3.664	2.902		
TS	Round 1		5 4 4	4 4 3	3 4 4	35	4 4 3	4 3 4	3 5 4	34	69					
TS	Round 2		3 5 4	3 4 4	3 4 4	34	4 3 3	4 4 5	3 3 4	33	67					
TS	Round 3		3 4 4	2 5 4	3 4 4	33	3 5 3	5 6 5	3 3 4	37	70	206				

Sam Stevens -7

Course		DD1	DD2	FH	GIR	SH	SS	PT	Strokes Gained Statistics							TOT
		OTT	APR	ARG	T2G	PUT								TOT		
TS	Round 1	321	286	8	14	1	1	31	1.548	0.179	-0.332	1.395	-0.501	0.894		
TS	Round 2	300	301	9	14	0	0	27	0.758	0.157	0.098	1.012	2.270	3.282		
TS	Round 3	308	307	9	14	1	0	32	-0.035	-0.521	-1.017	-1.907	-0.191	-2.098		
TS	Round 1		5 4 6	3 3 3	3 3 4	34	4 4 3	5 4 5	3 4 4	36	70					
TS	Round 2		4 3 6	3 3 4	3 4 3	33	4 4 3	5 3 4	3 4 3	33	66					
TS	Round 3		4 6 4	3 5 4	3 4 4	37	4 4 2	5 4 4	3 4 3	33	70	206				

Garrick Higgs -7

Course		DD1	DD2	FH	GIR	SH	SS	PT	Strokes Gained Statistics							TOT
		OTT	APR	ARG	T2G	PUT								TOT		
TS	Round 1	300	274	5	9	2	1	29	-1.938	-1.849	0.840	-2.947	0.841	-2.106		
TS	Round 2	292	277	9	11	0	0	26	0.645	0.765	0.222	1.631	0.651	2.282		
TS	Round 3	313	295	8	12	3	2	28	0.721	0.690	N/A	1.660	0.340	2.000		
TS	Round 1		4 4 4	3 4 5	3 4 6	37	5 3 4	4 4 6	3 3 4	36	73					
TS	Round 2		3 4 5	2 4 4	3 4 4	33	4 4 3	6 3 4	3 3 4	34	67					
TS	Round 3		4 3 4	4 3 4	3 3 4	32	4 4 3	4 5 4	2 3 5	34	66	206				

Strokes Gained Legend: OTT = Off the Tee APR = Approach the Green ARG = Around the Green T2G = Tee to Green PUT = Putting TOT = Total Strokes Gained



2024 WM Phoenix Open Third Round Top Players



Course	Hole	1	2	3	4	5	6	7	8	9	Out	10	11	12	13	14	15	16	17	18	In	Total
TS TPC Scottsdale (Stadium)	Par	4	4	5	3	4	4	3	4	4	35	4	4	3	5	4	5	3	4	4	36	71

Denny McCarthy -7

Course		DD1	DD2	FH	GIR	SH	SS	PT	Strokes Gained Statistics						TOT								
		OTT	APR	ARG	T2G	PUT							TOT										
TS	Round 1	304	264	6	10	1	1	29	-1.411	-0.896	1.781	-0.526	-0.580	-1.106									
TS	Round 2	276	287	9	14	1	1	30	0.435	0.480	0.115	1.029	0.253	1.282									
TS	Round 3	276	304	9	11	2	2	24	-0.630	0.829	0.264	0.961	1.039	2.000									
TS	Round 1	4	5	4	2	6	4	3	4	5	37	4	4	3	4	5	5	3	3	4	35	72	
TS	Round 2	4	4	4	2	4	4	3	4	3	32	4	4	3	4	4	4	4	4	5	36	68	
TS	Round 3	3	4	4	2	5	4	3	4	4	33	3	4	3	5	4	4	3	3	4	33	66	206

32 Brendon Todd -6

Course		DD1	DD2	FH	GIR	SH	SS	PT	Strokes Gained Statistics						TOT								
		OTT	APR	ARG	T2G	PUT							TOT										
TS	Round 1	301	237	9	10	3	2	27	-0.373	-1.295	0.186	-1.482	2.376	0.894									
TS	Round 2	272	282	9	13	3	3	28	-0.312	-1.420	0.025	-1.708	2.990	1.282									
TS	Round 3	273	288	11	15	2	1	31	-0.523	0.816	0.322	0.723	0.587	1.310									
TS	Round 1	4	4	5	3	4	3	3	5	34	4	3	3	5	5	6	3	4	3	36	70		
TS	Round 2	4	4	4	3	4	4	3	4	4	34	3	6	2	5	4	4	2	4	4	34	68	
TS	Round 3	3	4	5	2	4	5	3	4	3	33	4	4	4	5	4	5	3	4	3	36	69	207

Bud Cauley -6

Course		DD1	DD2	FH	GIR	SH	SS	PT	Strokes Gained Statistics						TOT								
		OTT	APR	ARG	T2G	PUT							TOT										
TS	Round 1	287	296	7	15	0	0	31	0.512	2.089	-0.215	2.386	-0.492	1.894									
TS	Round 2	267	288	9	14	1	1	29	0.188	0.152	0.896	1.235	0.047	1.282									
TS	Round 3	266	286	8	16	0	0	34	-0.225	1.528	-0.294	0.735	-0.660	0.075									
TS	Round 1	4	4	4	3	4	4	3	4	5	35	4	4	3	4	4	4	3	4	4	34	69	
TS	Round 2	4	4	4	3	3	4	4	3	4	33	4	4	3	4	5	4	3	4	4	35	68	
TS	Round 3	4	4	5	3	4	3	4	4	4	34	5	4	3	5	5	4	3	3	4	36	70	207

Strokes Gained Legend: OTT = Off the Tee APR = Approach the Green ARG = Around the Green T2G = Tee to Green PUT = Putting TOT = Total Strokes Gained



2024 WM Phoenix Open
Third Round Top Players



Course	Hole	1	2	3	4	5	6	7	8	9	Out	10	11	12	13	14	15	16	17	18	In	Total
TS TPC Scottsdale (Stadium)	Par	4	4	5	3	4	4	3	4	4	35	4	4	3	5	4	5	3	4	4	36	71

Ben Griffin -6

Course	Round	DD1	DD2	FH	GIR	SH	SS	PT	OTT	APR	ARG	T2G	PUT	TOT	Strokes Gained Statistics									
															T2G	PUT	TOT	OTT	APR	ARG	T2G	PUT	TOT	
TS	Round 1	312	275	9	11	2	1	30	0.109	-0.508	-0.168	-0.567	-0.539	-1.106										
TS	Round 2	293	279	10	12	1	1	27	0.248	-1.052	1.735	0.930	1.352	2.282										
TS	Round 3	295	295	10	14	0	0	30	0.466	-0.512	0.743	0.957	0.683	1.640										
TS	Round 1	4	5	4	4	4	3	4	4	37	4	4	3	5	4	5	3	3	4	35	72			
TS	Round 2	4	3	4	3	4	4	3	4	33	4	3	3	5	3	6	3	4	3	34	67			
TS	Round 3	4	4	4	3	4	4	3	4	34	4	4	3	4	4	5	3	3	4	34	68	207		

Harry Hall -6

Course	Round	DD1	DD2	FH	GIR	SH	SS	PT	OTT	APR	ARG	T2G	PUT	TOT	Strokes Gained Statistics									
															T2G	PUT	TOT	OTT	APR	ARG	T2G	PUT	TOT	
TS	Round 1	308	284	7	12	1	1	31	0.854	-0.514	1.453	1.793	-0.899	0.894										
TS	Round 2	291	298	4	14	1	1	32	-1.265	2.644	-1.242	0.136	-0.854	-0.718										
TS	Round 3	300	300	7	11	2	2	25	1.527	-0.595	-1.158	0.034	2.606	2.640										
TS	Round 1	4	4	4	2	4	4	3	4	33	5	3	4	5	4	4	3	5	4	37	70			
TS	Round 2	4	5	4	4	3	3	3	5	35	4	5	3	3	5	3	4	5	3	35	70			
TS	Round 3	4	4	4	2	5	5	3	3	34	4	4	4	5	3	4	3	2	4	33	67	207		

Jake Knapp -6

Course	Round	DD1	DD2	FH	GIR	SH	SS	PT	OTT	APR	ARG	T2G	PUT	TOT	Strokes Gained Statistics									
															T2G	PUT	TOT	OTT	APR	ARG	T2G	PUT	TOT	
TS	Round 1	317	300	8	14	1	1	29	0.398	1.280	0.341	2.019	0.875	2.894										
TS	Round 2	328	297	6	15	0	0	31	-0.120	1.196	-0.087	0.988	0.294	1.282										
TS	Round 3	304	299	4	13	1	1	29	0.079	1.242	-0.413	0.574	1.328	1.902										
TS	Round 1	4	4	4	3	4	4	3	4	33	3	5	3	4	5	3	4	4	3	35	68			
TS	Round 2	4	5	4	4	4	3	3	4	35	4	3	2	5	4	4	3	4	4	33	68			
TS	Round 3	4	3	5	2	4	4	3	4	33	4	5	3	4	5	2	4	7	3	38	71	207		

Strokes Gained Legend: OTT = Off the Tee APR = Approach the Green ARG = Around the Green T2G = Tee to Green PUT = Putting TOT = Total Strokes Gained



2024 WM Phoenix Open Third Round Top Players



Course	Hole	1	2	3	4	5	6	7	8	9	Out	10	11	12	13	14	15	16	17	18	In	Total
TS TPC Scottsdale (Stadium)	Par	4	4	5	3	4	4	3	4	4	35	4	4	3	5	4	5	3	4	4	36	71

Daniel Berger -6

Course		DD1	DD2	FH	GIR	SH	SS	PT	Strokes Gained Statistics						TOT								
		OTT	APR	ARG	T2G	PUT							TOT										
TS	Round 1	316	290	10	14	0	0	26	1.770	0.787	-0.550	2.007	2.887							4.894			
TS	Round 2	284	274	9	15	0	0	32	-1.143	3.482	-1.401	0.937	-0.655							0.282			
TS	Round 3	286	281	10	12	0	0	30	0.237	0.324	-1.956	-1.673	-0.373							-2.046			
TS	Round 1	4	② ④	④	4	③	②	4	4	31	4	4	④	4	5	②	4	4	35	66			
TS	Round 2	4	4	5	3	4	⑤	②	③	4	34	4	4	3	④	4	⑥	3	③	4	35	69	
TS	Round 3	4	4	⑥	3	4	4	3	⑤	4	37	③	4	3	④	⑤	⑥	3	③	4	35	72	207

Tom Kim -6

Course		DD1	DD2	FH	GIR	SH	SS	PT	Strokes Gained Statistics						TOT								
		OTT	APR	ARG	T2G	PUT							TOT										
TS	Round 1	289	238	8	9	3	2	30	-0.405	-2.241	-0.897	-3.543	0.437							-3.106			
TS	Round 2	297	276	7	14	0	0	29	0.435	1.823	0.600	2.857	0.425							3.282			
TS	Round 3	304	295	5	11	1	0	28	0.401	1.314	-0.577	1.354	-0.870							0.484			
TS	Round 1	4	⑤ ④	④	4	4	3	⑤	4	37	⑤	4	②	5	⑤	5	3	4	4	37	74		
TS	Round 2	③	4	④	3	⑤	4	3	4	4	34	4	4	3	④	③	④	3	③	4	32	66	
TS	Round 3	4	4	③	3	4	4	3	4	4	33	⑤	4	④	④	4	④	3	③	③	34	67	207

39 Jim Knous -5

Course		DD1	DD2	FH	GIR	SH	SS	PT	Strokes Gained Statistics						TOT								
		OTT	APR	ARG	T2G	PUT							TOT										
TS	Round 1	306	293	7	11	3	1	30	0.529	-0.455	0.110	0.184	-1.290							-1.106			
TS	Round 2	264	308	7	13	1	1	26	-0.513	-0.503	2.470	1.453	1.829							3.282			
TS	Round 3	284	297	7	11	0	0	28	0.297	-1.124	0.525	-0.523	0.592							0.069			
TS	Round 1	4	4	⑥	3	⑤	4	3	③	4	36	③	4	3	5	4	5	3	⑤	4	36	72	
TS	Round 2	③	③	④	3	⑤	③	3	⑤	③	32	③	4	3	5	4	5	3	4	③	34	66	
TS	Round 3	4	4	5	3	4	4	3	4	4	35	4	4	3	5	4	5	3	4	③	35	70	208

Strokes Gained Legend: OTT = Off the Tee APR = Approach the Green ARG = Around the Green T2G = Tee to Green PUT = Putting TOT = Total Strokes Gained





2024 WM Phoenix Open
Third Round Top Players



Course	Hole	1	2	3	4	5	6	7	8	9	Out	10	11	12	13	14	15	16	17	18	In	Total
TS TPC Scottsdale (Stadium)	Par	4	4	5	3	4	4	3	4	4	35	4	4	3	5	4	5	3	4	4	36	71

Joel Dahmen -5

Course		DD1	DD2	FH	GIR	SH	SS	PT	Strokes Gained Statistics						TOT
		OTT	APR	ARG	T2G	PUT									
TS	Round 1	320	244	10	13	0	0	29	1.205	-1.538	0.292	-0.041	1.935	1.894	
TS	Round 2	286	281	9	15	1	1	30	0.066	1.528	-0.565	1.028	0.254	1.282	
TS	Round 3	275	283	11	10	2	1	28	0.701	-1.313	2.219	1.386	-1.317	0.069	
TS	Round 1		③ 4 5	② 4 4	3 4 4	33	4 ③ 3	5 ⑤ 5	3 4 4	36	69				
TS	Round 2		③ 4 5	3 4 ③	3 4 ③	32	4 4 3	5 ⑤ 5	② 4 4	36	68				
TS	Round 3		4 ③ ④	3 ⑤ ③	④ 4 4	34	⑤ 4 3	5 4 5	3 4 4	37	71	208			

Christiaan Bezuidenhout -5

Course		DD1	DD2	FH	GIR	SH	SS	PT	Strokes Gained Statistics						TOT
		OTT	APR	ARG	T2G	PUT									
TS	Round 1	288	290	8	15	0	0	29	0.444	3.961	0.664	5.069	-1.175	3.894	
TS	Round 2	286	283	6	12	1	1	30	-1.120	0.146	0.827	-0.148	-2.570	-2.718	
TS	Round 3	278	303	8	11	2	1	27	-0.337	-0.397	0.196	-0.450	1.560	1.110	
TS	Round 1		4 ⑤ ③	3 4 ③	3 4 4	33	4 4 3	④ 4 ④	3 ③ ⑤	34	67				
TS	Round 2		4 4 ⑥	④ ⑤ 4	3 ③ ⑤	38	③ 4 3	④ 4 5	3 4 4	34	72				
TS	Round 3		4 4 ④	3 4 4	④ ③ 4	34	4 4 ②	5 4 5	3 4 4	35	69	208			

Robby Shelton -5

Course		DD1	DD2	FH	GIR	SH	SS	PT	Strokes Gained Statistics						TOT
		OTT	APR	ARG	T2G	PUT									
TS	Round 1	291	280	10	11	2	2	29	1.035	-1.266	1.498	1.267	0.627	1.894	
TS	Round 2	290	279	5	12	4	2	29	-2.087	0.179	0.280	-1.629	0.911	-0.718	
TS	Round 3	277	281	7	10	3	2	26	-0.281	-0.553	0.468	-0.278	0.388	0.110	
TS	Round 1		4 4 5	3 4 4	④ 4 4	36	③ 4 3	④ 4 ④	3 4 4	33	69				
TS	Round 2		4 ⑤ 5	3 4 ⑤	3 4 4	37	③ ⑤ 3	④ 4 ④	3 ③ 4	33	70				
TS	Round 3		4 ⑤ ④	3 4 ③	3 4 4	34	4 4 3	5 4 5	3 4 ③	35	69	208			

Strokes Gained Legend: OTT = Off the Tee APR = Approach the Green ARG = Around the Green T2G = Tee to Green PUT = Putting TOT = Total Strokes Gained





2024 WM Phoenix Open Third Round Top Players



Course	Hole	1	2	3	4	5	6	7	8	9	Out	10	11	12	13	14	15	16	17	18	In	Total
TS TPC Scottsdale (Stadium)	Par	4	4	5	3	4	4	3	4	4	35	4	4	3	5	4	5	3	4	4	36	71

Thomas Detry -5

Course		DD1	DD2	FH	GIR	SH	SS	PT	Strokes Gained Statistics						TOT								
		OTT	APR	ARG	T2G	PUT							TOT										
TS	Round 1	304	307	10	12	3	1	28	2.005	0.656	-1.003	1.658	0.236							1.894			
TS	Round 2	296	287	7	12	1	1	27	1.033	-3.116	1.676	-0.408	1.690							1.282			
TS	Round 3	305	310	9	14	0	0	31	-0.222	0.358	0.328	0.190	-1.115							-0.925			
TS	Round 1	4	4	6	3	5	4	4	4	5	39	3	3	3	4	3	4	2	3	5	30	69	
TS	Round 2	4	4	4	2	5	4	3	4	4	34	4	4	3	4	5	5	3	3	3	34	68	
TS	Round 3	4	4	5	3	4	4	3	4	4	35	4	5	3	5	3	4	3	5	4	36	71	208

Aaron Baddeley -5

Course		DD1	DD2	FH	GIR	SH	SS	PT	Strokes Gained Statistics						TOT								
		OTT	APR	ARG	T2G	PUT							TOT										
TS	Round 1	284	262	10	13	1	1	29	-0.168	-1.274	1.580	0.138	1.756							1.894			
TS	Round 2	284	263	3	12	1	0	28	-3.502	1.571	0.277	-1.655	-0.063							-1.718			
TS	Round 3	276	284	9	13	1	1	28	-0.230	-2.697	0.302	-2.420	1.940							-0.480			
TS	Round 1	4	4	5	3	4	4	3	4	4	35	3	3	3	5	5	5	2	4	4	34	69	
TS	Round 2	4	3	4	3	6	4	4	4	4	36	4	4	3	5	4	4	3	4	4	35	71	
TS	Round 3	4	3	4	3	4	3	3	4	4	32	4	5	2	4	5	6	3	3	4	36	68	208

Tom Hoge -5

Course		DD1	DD2	FH	GIR	SH	SS	PT	Strokes Gained Statistics						TOT								
		OTT	APR	ARG	T2G	PUT							TOT										
TS	Round 1	322	233	7	11	0	0	29	-0.674	1.322	-0.776	-0.128	1.022							0.894			
TS	Round 2	289	279	9	13	0	0	30	0.825	0.134	-1.095	-0.137	-0.581							-0.718			
TS	Round 3	286	300	9	13	3	3	29	0.980	-0.132	0.013	1.077	0.407							1.484			
TS	Round 1	4	4	4	3	5	4	2	3	5	34	4	4	3	5	4	5	3	4	4	36	70	
TS	Round 2	4	3	4	4	4	4	3	4	5	35	5	4	3	4	5	3	3	4	4	35	70	
TS	Round 3	4	4	4	3	3	4	3	4	5	34	3	4	3	4	5	3	3	4	4	34	68	208

Strokes Gained Legend: OTT = Off the Tee APR = Approach the Green ARG = Around the Green T2G = Tee to Green PUT = Putting TOT = Total Strokes Gained



2024 WM Phoenix Open
Third Round Top Players



Course	Hole	1	2	3	4	5	6	7	8	9	Out	10	11	12	13	14	15	16	17	18	In	Total
TS TPC Scottsdale (Stadium)	Par	4	4	5	3	4	4	3	4	4	35	4	4	3	5	4	5	3	4	4	36	71

46 Adrien Dumont de Chassart -4

Course		DD1	DD2	FH	GIR	SH	SS	PT	Strokes Gained Statistics						TOT	
		OTT	APR	ARG	T2G	PUT							TOT			
TS	Round 1	307	284	9	13	0	0	32	-0.086	-0.829	0.549	-0.366	-0.740	-1.106		
TS	Round 2	311	289	11	14	1	0	28	1.972	0.025	-0.254	1.742	1.540	3.282		
TS	Round 3	292	308	9	13	1	1	32	0.442	0.921	0.883	2.025	-1.956	0.069		
TS	Round 1		③ ③ 5	④ 4 4	3 4 4	34	4 4 3	5 ⑤ 5	3 4 ⑤	38	72					
TS	Round 2		③ ③ 5	3 4 ③	④ 4 4	33	③ 4 3	④ 4 5	3 ③ 4	33	66					
TS	Round 3		4 4 5	3 ⑤ 4	3 4 4	36	4 4 3	④ 4 5	3 4 4	35	71	209				

Tyler Duncan -4

Course		DD1	DD2	FH	GIR	SH	SS	PT	Strokes Gained Statistics						TOT	
		OTT	APR	ARG	T2G	PUT							TOT			
TS	Round 1	316	281	7	13	1	1	32	0.523	-0.710	0.262	0.075	-0.181	-0.106		
TS	Round 2	293	303	11	16	0	0	30	0.906	1.262	-0.109	2.058	0.224	2.282		
TS	Round 3	281	297	9	14	1	0	34	0.618	1.203	-0.380	1.220	-3.151	-1.931		
TS	Round 1		4 4 ④	3 4 4	④ 4 4	35	4 ⑤ 3	④ 4 5	3 4 4	36	71					
TS	Round 2		4 4 ④	② 4 4	④ 4 4	34	4 4 ②	④ 4 ④	3 4 4	33	67					
TS	Round 3		4 4 ④	3 ⑤ ⑤	3 ③ 4	35	⑤ ⑤ ④	④ 4 ④	3 ③ 4	36	71	209				

Eric Cole -4

Course		DD1	DD2	FH	GIR	SH	SS	PT	Strokes Gained Statistics						TOT	
		OTT	APR	ARG	T2G	PUT							TOT			
TS	Round 1	299	274	10	11	0	0	29	0.649	-1.155	-0.415	-0.921	1.815	0.894		
TS	Round 2	275	287	7	12	0	0	28	0.021	0.183	-0.329	-0.126	0.408	0.282		
TS	Round 3	287	293	6	11	3	3	29	-0.339	0.493	-0.635	-0.393	0.503	0.110		
TS	Round 1		4 4 ④	3 4 4	3 4 4	34	4 4 3	④ 4 5	④ 4 4	36	70					
TS	Round 2		4 ③ ④	3 4 4	3 ⑤ 4	34	4 4 3	④ ⑤ 5	3 ③ 4	35	69					
TS	Round 3		⑤ 4 5	④ ⑤ 4	3 4 ③	37	③ 4 3	④ 4 5	④ ③ ③	33	70	209				

Strokes Gained Legend: OTT = Off the Tee APR = Approach the Green ARG = Around the Green T2G = Tee to Green PUT = Putting TOT = Total Strokes Gained





2024 WM Phoenix Open
Third Round Top Players



Course	Hole	1	2	3	4	5	6	7	8	9	Out	10	11	12	13	14	15	16	17	18	In	Total
TS TPC Scottsdale (Stadium)	Par	4	4	5	3	4	4	3	4	4	35	4	4	3	5	4	5	3	4	4	36	71

Adam Schenk -4

Course	DD1	DD2	FH	GIR	SH	SS	PT	OTT	APR	ARG	T2G	PUT	TOT			
TS Round 1	344	273	8	10	2	1	28	-0.854	0.250	1.700	1.096	-0.202	0.894			
TS Round 2	306	289	8	14	0	0	30	0.183	0.205	0.132	0.519	-0.237	0.282			
TS Round 3	283	304	4	12	1	0	29	-1.218	-0.628	-0.052	-1.638	1.278	-0.360			
TS Round 1	4	5	4	3	4	4	4	4	4	3	5	3	3	34	70	
TS Round 2	4	4	5	2	4	4	3	5	4	5	3	3	3	34	69	
TS Round 3	4	3	4	3	4	4	3	4	4	5	4	2	4	37	70	209

Brian Harman -4

Course	DD1	DD2	FH	GIR	SH	SS	PT	OTT	APR	ARG	T2G	PUT	TOT			
TS Round 1	318	264	10	9	2	1	26	-0.036	-2.474	0.764	-1.746	1.640	-0.106			
TS Round 2	290	270	10	12	2	2	29	0.293	-1.099	0.178	-0.629	0.911	0.282			
TS Round 3	283	284	9	12	1	1	26	0.031	-1.828	0.740	-0.852	1.372	0.520			
TS Round 1	3	4	4	3	4	5	4	4	4	5	2	5	3	36	71	
TS Round 2	4	3	4	4	4	4	3	5	4	4	4	3	4	34	69	
TS Round 3	4	3	5	3	4	4	3	4	4	4	5	2	3	35	69	209

Ryan Fox -4

Course	DD1	DD2	FH	GIR	SH	SS	PT	OTT	APR	ARG	T2G	PUT	TOT			
TS Round 1	295	298	8	15	3	2	30	1.273	2.559	0.007	3.839	1.055	4.894			
TS Round 2	315	303	7	14	2	0	31	1.006	0.112	-0.097	1.020	0.262	1.282			
TS Round 3	286	320	6	8	2	2	28	-2.060	-1.154	-0.230	-3.722	-1.324	-5.046			
TS Round 1	4	4	4	3	4	3	3	4	4	4	2	4	4	34	66	
TS Round 2	4	4	4	3	3	4	3	4	4	4	4	4	3	35	68	
TS Round 3	5	4	5	3	6	5	3	5	4	5	3	3	4	35	75	209

Strokes Gained Legend: OTT = Off the Tee APR = Approach the Green ARG = Around the Green T2G = Tee to Green PUT = Putting TOT = Total Strokes Gained





2024 WM Phoenix Open
Third Round Top Players



Course	Hole	1	2	3	4	5	6	7	8	9	Out	10	11	12	13	14	15	16	17	18	In	Total
TS TPC Scottsdale (Stadium)	Par	4	4	5	3	4	4	3	4	4	35	4	4	3	5	4	5	3	4	4	36	71

52 Carson Young				-3		Strokes Gained Statistics																	
Course		DD1	DD2	FH	GIR	SH	SS	PT	OTT	APR	ARG	T2G	PUT	TOT									
TS	Round 1	320	259	10	15	0	0	33	0.835	-0.272	0.343	0.906	-1.012	-0.106									
TS	Round 2	298	287	5	15	1	0	29	-0.324	0.264	1.004	0.943	1.339	2.282									
TS	Round 3	287	301	8	12	1	0	31	-0.287	0.599	-0.412	0.008	-1.698	-1.690									
TS	Round 1	4	4	④	④	4	4	3	4	4	35	4	4	3	5	4	⑥	②	4	4	36	71	
TS	Round 2	4	⑤	5	②	③	③	3	4	4	33	4	③	3	5	4	④	3	4	4	34	67	
TS	Round 3	4	4	④	3	4	4	3	⑤	③	34	4	⑥	④	④	4	④	3	4	⑤	38	72	210

Beau Hossler				-3		Strokes Gained Statistics																	
Course		DD1	DD2	FH	GIR	SH	SS	PT	OTT	APR	ARG	T2G	PUT	TOT									
TS	Round 1	305	297	9	14	1	1	33	-0.509	0.788	-0.160	0.119	-1.225	-1.106									
TS	Round 2	289	312	10	13	1	1	26	1.186	-0.006	0.160	1.339	1.943	3.282									
TS	Round 3	292	287	9	12	2	1	30	0.838	-1.574	0.940	-0.017	-0.914	-0.931									
TS	Round 1	4	⑥	5	3	4	4	④	4	4	38	4	⑤	3	④	4	④	②	4	4	34	72	
TS	Round 2	4	⑤	④	3	4	4	3	③	③	33	4	4	②	④	4	④	④	③	4	33	66	
TS	Round 3	4	4	④	④	4	4	④	4	4	36	③	4	④	5	4	5	3	③	⑤	36	72	210

Corey Connors				-3		Strokes Gained Statistics																	
Course		DD1	DD2	FH	GIR	SH	SS	PT	OTT	APR	ARG	T2G	PUT	TOT									
TS	Round 1	311	274	11	13	2	1	28	1.321	0.007	-0.163	1.165	1.729	2.894									
TS	Round 2	295	297	12	16	1	1	33	1.817	0.803	-0.525	2.094	-1.812	0.282									
TS	Round 3	294	279	11	12	1	0	33	0.715	1.023	-0.730	0.876	-0.998	-0.122									
TS	Round 1	4	③	5	3	③	4	3	4	⑤	34	③	4	④	5	4	5	②	③	4	34	68	
TS	Round 2	4	4	④	3	4	4	3	⑤	4	35	4	4	3	④	4	5	3	③	4	34	69	
TS	Round 3	4	⑤	④	3	4	⑤	3	4	③	35	4	4	④	④	⑥	④	3	⑤	4	38	73	210

Strokes Gained Legend: OTT = Off the Tee APR = Approach the Green ARG = Around the Green T2G = Tee to Green PUT = Putting TOT = Total Strokes Gained





2024 WM Phoenix Open
Third Round Top Players



Course	Hole	1	2	3	4	5	6	7	8	9	Out	10	11	12	13	14	15	16	17	18	In	Total
TS TPC Scottsdale (Stadium)	Par	4	4	5	3	4	4	3	4	4	35	4	4	3	5	4	5	3	4	4	36	71

Zac Blair -3

Course	DD1	DD2	FH	GIR	SH	SS	PT	OTT	APR	ARG	T2G	PUT	TOT									
TS Round 1	287	274	12	15	3	2	32	0.926	2.267	0.025	3.218	-1.324	1.894									
TS Round 2	258	274	8	15	1	0	30	-1.267	0.381	-0.341	-1.228	2.510	1.282									
TS Round 3	286	259	10	10	2	2	29	-1.013	-1.959	1.965	-1.001	-0.577	-1.578									
TS Round 1	③	4	5	3	4	4	3	4	4	34	4	4	3	④	⑤	④	3	4	4	35	69	
TS Round 2	4	4	5	3	4	4	3	4	4	35	4	③	④	④	③	5	②	⑤	③	33	68	
TS Round 3	4	4	5	3	⑤	4	3	4	4	36	⑤	4	3	5	4	5	3	4	4	37	73	210

Zach Johnson -3

Course	DD1	DD2	FH	GIR	SH	SS	PT	OTT	APR	ARG	T2G	PUT	TOT									
TS Round 1	278	268	7	13	2	2	30	-0.443	0.425	0.820	0.802	0.092	0.894									
TS Round 2	278	274	8	12	2	2	29	-1.170	-0.442	0.685	-0.928	0.210	-0.718									
TS Round 3	274	276	9	14	1	1	33	0.182	0.464	-0.427	0.492	-0.940	-0.448									
TS Round 1	4	4	5	3	4	4	3	4	⑤	36	③	4	3	④	4	5	3	4	4	34	70	
TS Round 2	4	4	5	3	4	4	3	⑤	4	36	③	4	3	5	4	5	3	③	4	34	70	
TS Round 3	4	⑤	④	②	4	4	3	4	4	34	4	4	3	5	4	⑥	3	③	4	36	70	210

Alex Noren -3

Course	DD1	DD2	FH	GIR	SH	SS	PT	OTT	APR	ARG	T2G	PUT	TOT									
TS Round 1	359	241	8	12	2	1	30	0.138	0.771	-0.196	0.713	1.181	1.894									
TS Round 2	290	256	9	12	0	0	30	0.506	-2.462	0.128	-1.829	0.111	-1.718									
TS Round 3	286	284	11	12	1	1	31	0.990	0.345	0.691	2.231	-1.711	0.520									
TS Round 1	⑤	4	④	3	4	4	3	③	4	34	4	4	3	④	⑤	5	②	4	4	35	69	
TS Round 2	⑤	4	5	3	4	⑤	3	③	4	36	4	4	3	④	4	5	3	4	4	35	71	
TS Round 3	4	4	5	②	4	4	④	4	4	35	4	4	④	④	⑤	④	3	③	4	35	70	210

Strokes Gained Legend: OTT = Off the Tee APR = Approach the Green ARG = Around the Green T2G = Tee to Green PUT = Putting TOT = Total Strokes Gained





2024 WM Phoenix Open Third Round Top Players



Course	Hole	1	2	3	4	5	6	7	8	9	Out	10	11	12	13	14	15	16	17	18	In	Total
TS TPC Scottsdale (Stadium)	Par	4	4	5	3	4	4	3	4	4	35	4	4	3	5	4	5	3	4	4	36	71

58 Martin Laird -2

Course		DD1	DD2	FH	GIR	SH	SS	PT	Strokes Gained Statistics						TOT								
		OTT	APR	ARG	T2G	PUT							TOT										
TS	Round 1	336	254	9	13	0	0	29	-0.361	-0.529	0.348	-0.542	2.436	1.894									
TS	Round 2	296	305	7	13	0	0	29	-0.472	-0.839	2.500	1.188	-0.906	0.282									
TS	Round 3	277	296	11	8	1	0	28	-0.216	-0.721	0.607	-0.551	0.620	0.069									
TS	Round 1	4	4	5	3	5	4	3	4	4	36	3	4	3	3	5	5	2	4	4	33	69	
TS	Round 2	4	4	5	3	4	4	3	4	3	34	4	4	4	4	4	5	2	4	4	35	69	
TS	Round 3	4	4	6	3	3	5	3	4	4	36	3	5	3	4	4	6	4	4	4	37	73	211

Taylor Moore -2

Course		DD1	DD2	FH	GIR	SH	SS	PT	Strokes Gained Statistics						TOT								
		OTT	APR	ARG	T2G	PUT							TOT										
TS	Round 1	305	314	9	13	1	1	29	1.201	-0.026	2.625	3.800	-1.906	1.894									
TS	Round 2	293	289	6	14	0	0	30	-1.416	0.989	-0.253	-0.681	-0.037	-0.718									
TS	Round 3	303	310	5	13	2	1	33	-0.210	0.759	1.149	1.806	-2.496	-0.690									
TS	Round 1	4	4	4	3	3	4	3	4	4	33	4	4	3	5	4	6	2	4	4	36	69	
TS	Round 2	4	6	5	3	4	4	3	4	4	37	4	4	3	4	4	4	3	3	4	33	70	
TS	Round 3	5	3	4	3	5	4	4	4	4	36	4	5	2	5	4	4	3	4	5	36	72	211

Min Woo Lee -2

Course		DD1	DD2	FH	GIR	SH	SS	PT	Strokes Gained Statistics						TOT								
		OTT	APR	ARG	T2G	PUT							TOT										
TS	Round 1	324	283	6	15	0	0	35	0.909	0.954	-0.838	1.025	-1.131	-0.106									
TS	Round 2	316	315	10	11	2	1	29	1.192	-0.179	0.745	1.757	-1.475	0.282									
TS	Round 3	321	293	8	11	3	0	29	0.593	-2.508	-0.103	-1.745	0.297	-1.448									
TS	Round 1	4	4	5	3	3	4	3	5	4	35	4	4	3	6	4	4	3	4	4	36	71	
TS	Round 2	4	5	3	2	4	4	4	4	4	34	4	4	3	4	4	4	4	4	4	35	69	
TS	Round 3	4	3	4	3	4	5	3	3	5	34	4	3	3	4	4	6	4	5	4	37	71	211

Strokes Gained Legend: OTT = Off the Tee APR = Approach the Green ARG = Around the Green T2G = Tee to Green PUT = Putting TOT = Total Strokes Gained



2024 WM Phoenix Open
Third Round Top Players



Course	Hole	1	2	3	4	5	6	7	8	9	Out	10	11	12	13	14	15	16	17	18	In	Total
TS TPC Scottsdale (Stadium)	Par	4	4	5	3	4	4	3	4	4	35	4	4	3	5	4	5	3	4	4	36	71

Tyson Alexander -2

Course		DD1	DD2	FH	GIR	SH	SS	PT	Strokes Gained Statistics						OTT	APR	ARG	T2G	PUT	TOT			
TS	Round 1	316	265	10	10	0	0	29	-0.583	-2.296	-0.044	-2.923	1.817	-1.106									
TS	Round 2	301	277	8	14	0	0	31	-0.509	2.907	-0.325	2.072	-0.790	1.282									
TS	Round 3	295	297	7	17	2	1	35	-0.162	0.428	0.642	1.113	-0.593	0.520									
TS	Round 1	③	⑤	④	3	4	4	3	4	4	34	4	⑥	④	④	4	5	3	4	4	38	72	
TS	Round 2	4	③	④	②	4	4	3	⑤	4	33	③	4	④	④	4	5	3	4	4	35	68	
TS	Round 3	4	4	5	3	4	4	④	4	4	36	4	4	②	5	③	⑥	3	4	4	35	71	211

Kevin Chappell -2

Course		DD1	DD2	FH	GIR	SH	SS	PT	Strokes Gained Statistics						OTT	APR	ARG	T2G	PUT	TOT			
TS	Round 1	321	278	6	13	0	0	32	-0.119	-1.011	-0.088	-1.218	0.112	-1.106									
TS	Round 2	303	294	6	11	1	1	27	-0.036	-2.610	0.029	-2.618	3.900	1.282									
TS	Round 3	293	299	5	10	4	3	29	0.138	-1.224	-0.031	-0.619	-0.381	-1.000									
TS	Round 1	4	4	④	3	⑤	4	3	4	4	35	4	⑤	④	④	4	5	3	4	4	37	72	
TS	Round 2	4	4	④	②	4	4	3	⑤	③	33	4	4	3	5	4	5	3	③	4	35	68	
TS	Round 3	4	4	④	3	4	⑤	3	③	⑤	35	4	4	④	④	4	⑥	3	③	4	36	71	211

63 Nicolo Galletti -1

Course		DD1	DD2	FH	GIR	SH	SS	PT	Strokes Gained Statistics						OTT	APR	ARG	T2G	PUT	TOT			
TS	Round 1	296	233	10	13	0	0	31	0.107	1.121	-0.215	1.013	-1.119	-0.106									
TS	Round 2	280	280	13	16	2	1	30	0.605	1.434	-0.285	1.753	0.529	2.282									
TS	Round 3	281	287	11	10	3	0	31	0.287	-1.510	0.326	-0.789	-1.901	-2.690									
TS	Round 1	4	4	5	②	③	⑤	3	4	4	34	4	4	3	5	⑤	5	3	4	4	37	71	
TS	Round 2	③	⑤	5	3	4	4	3	4	4	35	③	③	②	5	4	5	②	4	4	32	67	
TS	Round 3	4	4	④	④	⑤	4	④	4	4	37	4	4	④	④	⑤	5	3	③	⑤	37	74	212

Strokes Gained Legend: OTT = Off the Tee APR = Approach the Green ARG = Around the Green T2G = Tee to Green PUT = Putting TOT = Total Strokes Gained



2024 WM Phoenix Open
Third Round Top Players



Course	Hole	1	2	3	4	5	6	7	8	9	Out	10	11	12	13	14	15	16	17	18	In	Total
TS TPC Scottsdale (Stadium)	Par	4	4	5	3	4	4	3	4	4	35	4	4	3	5	4	5	3	4	4	36	71

Matt NeSmith -1

Course		DD1	DD2	FH	GIR	SH	SS	PT	Strokes Gained Statistics						TOT								
		OTT	APR	ARG	T2G	PUT							TOT										
TS	Round 1	291	288	13	18	0	0	35	1.915	-0.173	-0.035	1.707	-0.813	0.894									
TS	Round 2	292	275	11	17	1	0	33	1.167	-0.176	-0.617	0.373	-0.091	0.282									
TS	Round 3	284	286	8	10	3	1	29	-0.093	-1.901	0.931	-0.975	0.085	-0.890									
TS	Round 1	4	4	5	3	4	4	3	4	4	35	③	4	3	5	4	5	3	4	4	35	70	
TS	Round 2	4	4	5	3	4	4	3	4	③	34	4	4	3	5	4	5	3	③	4	35	69	
TS	Round 3	③	⑤	⑥	②	⑤	4	④	4	4	37	4	4	④	④	⑤	⑥	②	③	4	36	73	212

Jesse Mueller -1

Course		DD1	DD2	FH	GIR	SH	SS	PT	Strokes Gained Statistics						TOT								
		OTT	APR	ARG	T2G	PUT							TOT										
TS	Round 1	265	279	8	13	1	0	31	0.466	-1.342	-0.311	-1.187	1.081	-0.106									
TS	Round 2	287	320	9	13	0	0	27	-0.028	-0.403	-0.766	-1.198	2.480	1.282									
TS	Round 3	270	281	8	12	2	2	31	-0.979	-0.582	-0.768	-2.241	0.351	-1.890									
TS	Round 1	4	③	5	②	⑤	③	3	4	⑤	34	4	4	3	5	4	5	④	4	4	37	71	
TS	Round 2	4	4	④	3	③	⑤	②	4	4	33	4	⑤	3	④	4	④	3	4	4	35	68	
TS	Round 3	⑥	4	5	3	4	4	3	4	⑤	38	4	4	3	5	4	5	②	③	⑤	35	73	212

Emiliano Grillo -1

Course		DD1	DD2	FH	GIR	SH	SS	PT	Strokes Gained Statistics						TOT								
		OTT	APR	ARG	T2G	PUT							TOT										
TS	Round 1	349	251	8	14	0	0	33	-0.280	2.286	-0.038	1.968	-2.074	-0.106									
TS	Round 2	255	272	10	16	0	0	31	0.216	-0.201	-0.478	-0.464	1.746	1.282									
TS	Round 3	291	291	7	13	1	1	33	-0.264	0.857	0.519	1.372	-1.732	-0.360									
TS	Round 1	4	4	5	3	4	⑤	3	⑤	4	37	4	4	3	④	4	5	②	4	4	34	71	
TS	Round 2	4	4	5	3	4	⑤	3	4	4	36	③	4	②	5	4	④	②	4	4	32	68	
TS	Round 3	4	4	5	④	4	4	④	4	4	37	⑤	⑤	④	④	4	④	3	③	4	36	73	212

Strokes Gained Legend: OTT = Off the Tee APR = Approach the Green ARG = Around the Green T2G = Tee to Green PUT = Putting TOT = Total Strokes Gained





2024 WM Phoenix Open
Third Round Top Players



Course	Hole	1	2	3	4	5	6	7	8	9	Out	10	11	12	13	14	15	16	17	18	In	Total
TS TPC Scottsdale (Stadium)	Par	4	4	5	3	4	4	3	4	4	35	4	4	3	5	4	5	3	4	4	36	71

Mark Hubbard -1

Course		DD1	DD2	FH	GIR	SH	SS	PT	Strokes Gained Statistics						TOT								
		OTT	APR	ARG	T2G	PUT							TOT										
TS	Round 1	293	290	8	14	1	0	29	-0.226	1.087	0.150	1.011	-0.117	0.894									
TS	Round 2	290	279	9	12	1	1	29	-1.386	0.645	-0.262	-1.004	0.286	-0.718									
TS	Round 3	285	303	8	11	2	1	29	-0.147	0.523	-0.823	-0.242	-0.238	-0.480									
TS	Round 1	4	4	5	3	4	③	3	③	⑤	34	⑤	⑤	3	④	4	④	3	4	4	36	70	
TS	Round 2	⑤	⑤	④	3	③	4	②	⑤	⑤	36	⑤	4	3	④	4	④	3	③	4	34	70	
TS	Round 3	4	⑤	④	3	4	4	④	4	4	36	4	4	④	④	⑥	④	3	③	4	36	72	212

68 Byeong Hun An E

Course		DD1	DD2	FH	GIR	SH	SS	PT	Strokes Gained Statistics						TOT								
		OTT	APR	ARG	T2G	PUT							TOT										
TS	Round 1	316	290	7	11	1	1	29	0.932	-0.219	-0.239	0.474	0.420	0.894									
TS	Round 2	317	305	7	17	0	0	32	0.951	1.086	-0.204	1.832	-0.550	1.282									
TS	Round 3	288	298	8	11	0	0	32	-0.745	-1.185	-0.589	-2.492	-2.525	-5.017									
TS	Round 1	⑤	⑤	④	②	4	⑤	3	4	③	35	4	③	②	5	4	⑥	④	③	4	35	70	
TS	Round 2	4	4	5	3	③	③	3	4	4	33	⑤	4	3	④	③	⑥	3	③	4	35	68	
TS	Round 3	4	⑤	5	④	4	⑤	3	⑤	4	39	4	⑤	3	④	4	⑥	②	4	4	36	75	213

Matt Wallace E

Course		DD1	DD2	FH	GIR	SH	SS	PT	Strokes Gained Statistics						TOT								
		OTT	APR	ARG	T2G	PUT							TOT										
TS	Round 1	301	254	6	9	1	0	31	0.238	-1.437	0.725	-0.474	-3.632	-4.106									
TS	Round 2	302	281	9	16	2	2	29	0.264	3.642	0.831	4.736	0.546	5.282									
TS	Round 3	296	302	7	12	0	0	34	-3.499	-0.025	-0.615	-3.879	-0.481	-4.360									
TS	Round 1	4	4	5	3	4	4	④	4	4	36	4	4	④	④	⑤	5	④	4	⑤	39	75	
TS	Round 2	4	4	④	②	③	4	3	4	4	32	③	4	3	④	4	④	3	③	4	32	64	
TS	Round 3	⑤	⑤	④	②	4	4	3	4	⑤	36	4	⑤	3	④	4	⑥	④	4	4	38	74	213

Strokes Gained Legend: OTT = Off the Tee APR = Approach the Green ARG = Around the Green T2G = Tee to Green PUT = Putting TOT = Total Strokes Gained





2024 WM Phoenix Open
Third Round Top Players



Course	Hole	1	2	3	4	5	6	7	8	9	Out	10	11	12	13	14	15	16	17	18	In	Total
TS TPC Scottsdale (Stadium)	Par	4	4	5	3	4	4	3	4	4	35	4	4	3	5	4	5	3	4	4	36	71

Justin Lower

E

Strokes Gained Statistics

Course	DD1	DD2	FH	GIR	SH	SS	PT	OTT	APR	ARG	T2G	PUT	TOT									
TS Round 1	305	277	8	15	1	0	34	1.083	0.298	-0.455	0.926	-1.032	-0.106									
TS Round 2	301	298	7	13	1	0	29	-0.006	1.355	0.990	2.338	-2.056	0.282									
TS Round 3	283	285	5	12	3	1	31	-1.514	-0.943	-0.703	-2.887	-0.561	-3.448									
TS Round 1	4	4	④	3	4	4	3	4	4	34	4	4	②	5	⑤	5	④	4	4	37	71	
TS Round 2	4	⑤	5	②	4	③	3	⑤	4	35	4	4	3	5	4	④	④	③	③	34	69	
TS Round 3	4	4	5	②	⑤	4	3	4	③	34	⑤	4	④	5	4	5	④	4	4	39	73	213

71 Sami Valimaki

+1

Strokes Gained Statistics

Course	DD1	DD2	FH	GIR	SH	SS	PT	OTT	APR	ARG	T2G	PUT	TOT									
TS Round 1	297	291	7	14	1	1	31	0.990	1.375	1.204	3.569	-1.675	1.894									
TS Round 2	292	302	8	15	0	0	33	-0.558	0.769	-0.111	0.099	-0.817	-0.718									
TS Round 3	302	288	5	12	2	1	32	-2.298	1.793	-2.760	-3.177	-0.713	-3.890									
TS Round 1	4	4	③	3	4	4	3	4	⑥	35	4	4	3	5	4	5	②	③	4	34	69	
TS Round 2	4	③	④	3	③	⑤	②	③	4	31	4	4	3	⑦	4	5	3	4	⑤	39	70	
TS Round 3	4	⑤	④	3	⑤	4	3	4	4	36	4	4	⑥	④	4	5	3	⑤	4	39	75	214

Seamus Power

+1

Strokes Gained Statistics

Course	DD1	DD2	FH	GIR	SH	SS	PT	OTT	APR	ARG	T2G	PUT	TOT									
TS Round 1	319	300	7	13	1	1	31	1.525	-1.246	1.052	1.331	-1.437	-0.106									
TS Round 2	296	288	8	14	1	1	30	0.060	0.302	0.963	1.324	-1.042	0.282									
TS Round 3	339	295	8	12	2	1	35	0.432	0.010	0.139	0.854	-1.302	-0.448									
TS Round 1	4	⑤	5	3	4	③	④	4	4	36	4	4	3	④	4	5	3	4	4	35	71	
TS Round 2	4	4	④	3	4	4	④	⑤	4	36	4	4	3	④	4	④	3	4	③	33	69	
TS Round 3	4	⑤	④	④	⑤	4	3	4	⑤	38	4	4	3	5	4	5	3	4	4	36	74	214

Strokes Gained Legend: OTT = Off the Tee APR = Approach the Green ARG = Around the Green T2G = Tee to Green PUT = Putting TOT = Total Strokes Gained





2024 WM Phoenix Open
Third Round Top Players



Course	Hole	1	2	3	4	5	6	7	8	9	Out	10	11	12	13	14	15	16	17	18	In	Total
TS TPC Scottsdale (Stadium)	Par	4	4	5	3	4	4	3	4	4	35	4	4	3	5	4	5	3	4	4	36	71

73	Sungjae Im	+2	Strokes Gained Statistics																						
			Course	DD1	DD2	FH	GIR	SH	SS	PT	OTT	APR	ARG	T2G	PUT	TOT									
	TS	Round 1	303	266	6	10	3	2	28	-0.059	-0.808	1.547	0.680	0.214	0.894										
	TS	Round 2	331	280	8	13	2	1	31	0.538	0.039	-0.225	0.351	-1.069	-0.718										
	TS	Round 3	285	315	10	9	3	2	31	1.011	-2.185	-0.242	-1.200	-2.316	-3.516										
	TS	Round 1		③	③	5	3	4	4	3	4	4	33	4	4	3	5	⑤	5	3	4	4	37	70	
	TS	Round 2		4	4	④	④	4	③	3	⑤	4	35	4	4	3	5	⑤	④	3	③	4	35	70	
	TS	Round 3		4	4	5	3	⑤	4	3	4	4	36	4	4	④	④	⑤	⑥	④	4	4	39	75	215
Cut Sam Ryder			-1		Strokes Gained Statistics																				
Course			DD1	DD2	FH	GIR	SH	SS	PT	OTT	APR	ARG	T2G	PUT	TOT										
	TS	Round 1	292	285	7	14	2	1	31	0.274	2.419	0.132	2.825	-0.931	1.894										
	TS	Round 2	277	278	10	13	1	1	31	-0.651	-0.756	-0.469	-1.877	-0.841	-2.718										
	TS	Round 1		4	4	④	3	4	4	3	4	4	34	4	4	3	5	4	5	②	4	4	35	69	
	TS	Round 2		4	4	④	④	⑤	4	3	4	4	36	4	4	3	5	4	⑥	④	③	③	36	72	141
Cut Will Gordon			-1		Strokes Gained Statistics																				
Course			DD1	DD2	FH	GIR	SH	SS	PT	OTT	APR	ARG	T2G	PUT	TOT										
	TS	Round 1	293	293	6	17	1	0	34	0.631	2.806	-0.484	2.953	-2.059	0.894										
	TS	Round 2	303	306	6	13	0	0	29	-1.512	-0.644	0.041	-2.116	0.398	-1.718										
	TS	Round 1		4	⑤	④	3	⑤	③	3	4	4	35	4	4	3	5	4	5	②	4	4	35	70	
	TS	Round 2		4	4	④	④	③	4	3	4	4	34	4	4	3	④	4	⑧	②	4	4	37	71	141
Cut Stewart Cink			-1		Strokes Gained Statistics																				
Course			DD1	DD2	FH	GIR	SH	SS	PT	OTT	APR	ARG	T2G	PUT	TOT										
	TS	Round 1	332	279	10	16	1	0	35	0.207	2.386	-0.871	1.722	-1.828	-0.106										
	TS	Round 2	290	315	8	11	2	2	28	-1.820	-1.174	0.380	-2.615	1.897	-0.718										

Strokes Gained Legend: OTT = Off the Tee APR = Approach the Green ARG = Around the Green T2G = Tee to Green PUT = Putting TOT = Total Strokes Gained



2024 WM Phoenix Open Third Round Top Players



Course	Hole	1	2	3	4	5	6	7	8	9	Out	10	11	12	13	14	15	16	17	18	In	Total	
TS	TPC Scottsdale (Stadium)	4	4	5	3	4	4	3	4	4	35	4	4	3	5	4	5	3	4	4	36	71	
TS	Round 1	4	4	④	3	③	4	⑤	4	4	35	4	4	3	④	4	5	3	⑤	4	36	71	
TS	Round 2	4	③	5	3	⑤	③	3	4	4	34	4	⑥	②	④	4	5	3	③	⑤	36	70	141
Cut J.T. Poston		-1										Strokes Gained Statistics											
Course		DD1	DD2	FH	GIR	SH	SS	PT				OTT	APR	ARG	T2G	PUT	TOT						
TS	Round 1	294	300	8	13	2	2	29				0.685	-1.581	0.183	-0.713	1.607	0.894						
TS	Round 2	282	308	10	15	0	0	35				1.035	2.634	-0.690	2.978	-4.696	-1.718						
TS	Round 1	4	⑤	⑥	3	4	③	④	4	4	37	③	4	3	④	4	5	3	③	4	33	70	
TS	Round 2	⑤	4	③	④	4	4	3	⑤	4	36	4	⑤	④	④	4	④	3	③	4	35	71	141
Cut Camilo Villegas		-1										Strokes Gained Statistics											
Course		DD1	DD2	FH	GIR	SH	SS	PT				OTT	APR	ARG	T2G	PUT	TOT						
TS	Round 1	301	300	3	13	1	0	30				-1.367	-0.072	0.563	-0.876	1.770	0.894						
TS	Round 2	299	274	8	12	3	2	31				-0.041	-0.357	0.359	-0.040	-1.678	-1.718						
TS	Round 1	4	4	⑥	3	4	4	④	4	4	37	4	4	②	④	4	5	②	4	4	33	70	
TS	Round 2	4	⑤	5	3	⑤	③	②	4	⑤	36	4	③	3	④	⑤	5	④	③	4	35	71	141
Cut Cameron Champ		-1										Strokes Gained Statistics											
Course		DD1	DD2	FH	GIR	SH	SS	PT				OTT	APR	ARG	T2G	PUT	TOT						
TS	Round 1	335	316	9	15	0	0	32				0.500	0.344	-0.566	0.278	0.616	0.894						
TS	Round 2	318	276	9	12	2	1	31				0.995	-1.906	0.071	-0.841	-0.877	-1.718						
TS	Round 1	4	4	③	3	4	4	3	4	⑤	34	4	4	3	⑥	4	5	3	4	③	36	70	
TS	Round 2	4	⑤	5	3	4	4	3	4	4	36	⑤	4	3	④	4	④	3	4	4	35	71	141
Cut Ryan Moore		-1										Strokes Gained Statistics											
Course		DD1	DD2	FH	GIR	SH	SS	PT				OTT	APR	ARG	T2G	PUT	TOT						
TS	Round 1	301	262	9	15	2	0	34				0.132	1.107	-1.232	0.007	-1.113	-1.106						
TS	Round 2	255	276	9	11	4	2	27				-0.655	-2.354	1.411	-1.599	1.881	0.282						

Strokes Gained Legend: OTT = Off the Tee APR = Approach the Green ARG = Around the Green T2G = Tee to Green PUT = Putting TOT = Total Strokes Gained



2024 WM Phoenix Open
Third Round Top Players



Course	Hole	1	2	3	4	5	6	7	8	9	Out	10	11	12	13	14	15	16	17	18	In	Total
TS TPC Scottsdale (Stadium)	Par	4	4	5	3	4	4	3	4	4	35	4	4	3	5	4	5	3	4	4	36	71

TS	Round 1	5	4	4	3	4	3	4	4	4	35	4	4	4	4	4	5	3	4	5	37	72	
TS	Round 2	4	4	5	3	4	3	3	5	4	35	4	3	2	4	4	6	4	3	4	34	69	141

Cut Luke Donald -1

Course	DD1	DD2	FH	GIR	SH	SS	PT	OTT	APR	ARG	T2G	PUT	TOT										
TS Round 1	320	240	7	11	1	1	27	-0.846	-1.431	1.227	-1.050	1.944	0.894										
TS Round 2	291	260	8	12	0	0	29	-0.508	-0.734	-0.594	-1.837	0.119	-1.718										
TS Round 1		3	4	6	3	4	4	3	4	4	35	4	4	4	3	5	3	4	3	35	70		
TS Round 2		5	4	5	3	4	4	3	4	5	37	4	4	2	4	4	5	4	3	4	34	71	141

Strokes Gained Statistics

Cut Erik van Rooyen -1

Course	DD1	DD2	FH	GIR	SH	SS	PT	OTT	APR	ARG	T2G	PUT	TOT										
TS Round 1	355	272	8	12	1	1	30	-1.268	0.131	0.399	-0.738	-0.368	-1.106										
TS Round 2	277	270	7	14	1	1	30	-0.135	0.876	-0.375	0.365	-0.083	0.282										
TS Round 1		5	5	4	3	4	4	3	5	4	37	3	4	4	4	5	2	5	4	35	72		
TS Round 2		4	4	5	3	4	4	3	4	4	35	4	3	3	4	4	4	3	4	5	34	69	141

Strokes Gained Statistics

Cut Adam Svensson -1

Course	DD1	DD2	FH	GIR	SH	SS	PT	OTT	APR	ARG	T2G	PUT	TOT										
TS Round 1	326	258	10	13	1	1	33	0.655	-0.366	-0.500	-0.211	0.105	-0.106										
TS Round 2	297	298	12	14	1	0	31	1.363	-0.310	-0.716	0.336	-1.054	-0.718										
TS Round 1		4	4	5	3	5	4	3	4	4	36	4	3	3	4	4	4	6	3	4	4	35	71
TS Round 2		4	4	5	3	4	4	3	4	4	35	4	4	3	5	4	5	3	3	4	35	70	141

Strokes Gained Statistics

Cut Ryo Hisatsune -1

Course	DD1	DD2	FH	GIR	SH	SS	PT	OTT	APR	ARG	T2G	PUT	TOT
TS Round 1	344	246	7	13	0	0	32	-0.579	-0.442	-0.097	-1.118	-0.988	-2.106

Strokes Gained Statistics

Strokes Gained Legend: OTT = Off the Tee APR = Approach the Green ARG = Around the Green T2G = Tee to Green PUT = Putting TOT = Total Strokes Gained



2024 WM Phoenix Open
Third Round Top Players



Course	Hole	1	2	3	4	5	6	7	8	9	Out	10	11	12	13	14	15	16	17	18	In	Total	
TS TPC Scottsdale (Stadium)	Par	4	4	5	3	4	4	3	4	4	35	4	4	3	5	4	5	3	4	4	36	71	
TS	Round 2	297	294	11	13	2	2	29				1.000	-0.504	2.371	2.866	-1.584	1.282						
TS	Round 1	4	③	5	3	③	4	3	⑤	⑤	35	⑤	⑥	3	5	4	④	3	4	4	38	73	
TS	Round 2	4	4	5	3	4	4	②	⑤	③	34	4	4	3	④	4	④	④	③	4	34	68	141
Cut Luke List		-1										Strokes Gained Statistics											
Course		DD1	DD2	FH	GIR	SH	SS	PT				OTT	APR	ARG	T2G	PUT	TOT						
TS	Round 1	328	278	9	10	3	0	27				0.914	-1.354	-2.017	-2.457	1.351	-1.106						
TS	Round 2	288	292	9	14	0	0	30				0.705	-0.395	-0.597	-0.288	0.570	0.282						
TS	Round 1	4	4	5	3	4	4	②	⑤	⑦	38	4	4	3	④	4	④	3	③	⑤	34	72	
TS	Round 2	4	4	5	3	4	4	3	4	4	35	③	4	3	5	③	④	3	4	⑤	34	69	141
Cut Andrew Putnam		-1										Strokes Gained Statistics											
Course		DD1	DD2	FH	GIR	SH	SS	PT				OTT	APR	ARG	T2G	PUT	TOT						
TS	Round 1	301	243	10	11	1	0	32				-0.102	-1.503	-0.027	-1.632	-0.474	-2.106						
TS	Round 2	270	269	10	15	2	2	30				-0.673	0.824	-0.658	-0.508	1.790	1.282						
TS	Round 1	4	⑤	5	④	③	4	3	⑤	4	37	③	4	3	④	4	5	④	⑤	4	36	73	
TS	Round 2	4	4	④	3	⑤	③	3	4	4	34	4	⑤	②	5	③	④	3	4	4	34	68	141
Cut Aaron Rai		-1										Strokes Gained Statistics											
Course		DD1	DD2	FH	GIR	SH	SS	PT				OTT	APR	ARG	T2G	PUT	TOT						
TS	Round 1	304	253	7	14	0	0	33				-1.434	-2.682	-0.219	-4.335	-0.771	-5.106						
TS	Round 2	293	289	12	15	0	0	28				1.030	2.227	0.389	3.645	0.637	4.282						
TS	Round 1	4	4	⑧	②	③	4	3	4	4	36	⑤	4	④	④	4	⑧	3	4	4	40	76	
TS	Round 2	③	⑤	④	3	③	4	3	4	③	32	③	4	3	④	4	5	3	③	4	33	65	141
Cut Dylan Wu		-1										Strokes Gained Statistics											
Course		DD1	DD2	FH	GIR	SH	SS	PT				OTT	APR	ARG	T2G	PUT	TOT						

Strokes Gained Legend: OTT = Off the Tee APR = Approach the Green ARG = Around the Green T2G = Tee to Green PUT = Putting TOT = Total Strokes Gained



2024 WM Phoenix Open Third Round Top Players



Course	Hole	1	2	3	4	5	6	7	8	9	Out	10	11	12	13	14	15	16	17	18	In	Total	
TS TPC Scottsdale (Stadium)	Par	4	4	5	3	4	4	3	4	4	35	4	4	3	5	4	5	3	4	4	36	71	
TS	Round 1	283	280	5	9	1	0	32				-0.961	-1.898	-0.928	-3.787	-1.319	-5.106						
TS	Round 2	292	283	11	14	1	0	28				0.655	1.966	1.123	3.743	0.539	4.282						
TS	Round 1		5	4	4	2	4	5	3	5	5	37	4	5	4	6	4	5	3	4	4	39	76
TS	Round 2		4	4	5	4	4	3	2	4	4	34	4	4	2	4	4	2	3	4	31	65	141
Cut Brandon Wu												Strokes Gained Statistics											
Course		DD1	DD2	FH	GIR	SH	SS	PT				OTT	APR	ARG	T2G	PUT	TOT						
TS	Round 1	348	275	8	13	2	1	33				-2.318	1.186	-0.689	-1.821	-0.285	-2.106						
TS	Round 2	301	283	7	16	0	0	33				-0.644	1.372	-0.112	0.615	-0.333	0.282						
TS	Round 1		4	3	4	4	5	4	4	4	35	5	5	3	5	3	6	3	3	5	38	73	
TS	Round 2		4	3	4	4	3	4	4	4	35	4	4	3	4	4	4	3	4	4	34	69	142
Cut Ben Martin												Strokes Gained Statistics											
Course		DD1	DD2	FH	GIR	SH	SS	PT				OTT	APR	ARG	T2G	PUT	TOT						
TS	Round 1	306	280	9	12	0	0	29				-0.643	1.070	1.450	1.877	0.017	1.894						
TS	Round 2	291	297	8	11	3	1	31				-0.432	-0.385	-1.859	-2.677	-1.041	-3.718						
TS	Round 1		4	3	4	4	5	4	3	4	34	4	4	3	4	5	3	4	4	35	69		
TS	Round 2		4	3	4	4	3	3	3	4	36	3	4	3	6	4	5	3	5	4	37	73	142
Cut K.H. Lee												Strokes Gained Statistics											
Course		DD1	DD2	FH	GIR	SH	SS	PT				OTT	APR	ARG	T2G	PUT	TOT						
TS	Round 1	301	272	8	9	1	0	30				-0.405	-1.366	-0.861	-2.632	-0.474	-3.106						
TS	Round 2	300	298	9	12	3	1	27				-0.268	0.549	-0.222	0.058	1.224	1.282						
TS	Round 1		3	5	3	4	4	4	4	4	35	4	4	5	5	4	2	5	5	39	74		
TS	Round 2		4	3	3	4	3	4	5	34	3	4	3	5	3	5	3	4	4	34	68	142	

Strokes Gained Legend: OTT = Off the Tee APR = Approach the Green ARG = Around the Green T2G = Tee to Green PUT = Putting TOT = Total Strokes Gained



2024 WM Phoenix Open Third Round Top Players



Course	Hole	1	2	3	4	5	6	7	8	9	Out	10	11	12	13	14	15	16	17	18	In	Total			
TS TPC Scottsdale (Stadium)	Par	4	4	5	3	4	4	3	4	4	35	4	4	3	5	4	5	3	4	4	36	71			
Cut Chad Ramey E																									
Course		DD1	DD2	FH	GIR	SH	SS	PT	Strokes Gained Statistics																
									OTT	APR	ARG	T2G	PUT	TOT											
TS	Round 1	280	296	6	10	4	3	28	-0.111	-2.028	-0.157	-2.296	2.190	-0.106											
TS	Round 2	270	313	9	13	3	0	28	0.284	0.001	-2.505	-2.221	0.503	-1.718											
TS	Round 1		4	4	5	3	4	4	3	③	4	34	4	4	3	6	4	6	3	③	4	37	71		
TS	Round 2		4	4	5	②	4	4	4	4	5	4	36	4	4	3	5	③	④	3	③	6	35	71	142
Cut Scott Stallings E																									
Course		DD1	DD2	FH	GIR	SH	SS	PT	Strokes Gained Statistics																
									OTT	APR	ARG	T2G	PUT	TOT											
TS	Round 1	288	315	6	15	1	0	30	-2.515	1.034	2.501	1.020	-0.126	0.894											
TS	Round 2	282	283	7	14	1	0	32	-0.146	-1.445	0.707	-0.885	-1.833	-2.718											
TS	Round 1		4	③	5	3	4	4	3	4	5	35	③	4	4	④	4	5	3	4	4	35	70		
TS	Round 2		4	6	③	3	4	4	3	4	4	35	4	4	3	5	4	5	4	4	4	37	72	142	
Cut Michael Kim E																									
Course		DD1	DD2	FH	GIR	SH	SS	PT	Strokes Gained Statistics																
									OTT	APR	ARG	T2G	PUT	TOT											
TS	Round 1	298	295	9	14	1	0	33	1.032	0.605	-1.079	0.558	-0.664	-0.106											
TS	Round 2	227	290	7	13	2	0	31	0.210	0.251	-1.988	-1.528	-0.190	-1.718											
TS	Round 1		5	4	④	3	4	4	4	5	4	37	③	5	4	④	4	④	3	③	4	34	71		
TS	Round 2		4	③	④	3	4	4	3	5	4	34	4	6	3	④	4	④	3	4	5	37	71	142	
Cut Kevin Yu E																									
Course		DD1	DD2	FH	GIR	SH	SS	PT	Strokes Gained Statistics																
									OTT	APR	ARG	T2G	PUT	TOT											
TS	Round 1	335	287	10	13	2	0	29	0.207	0.497	-1.212	-0.508	2.402	1.894											
TS	Round 2	308	300	9	13	1	1	33	0.667	-1.492	-1.936	-2.762	-0.956	-3.718											
TS	Round 1		③	4	④	3	4	4	3	4	4	33	4	③	4	5	4	④	②	5	5	36	69		
TS	Round 2		③	4	④	3	4	6	4	6	4	38	5	4	3	5	4	④	3	③	4	35	73	142	

Strokes Gained Legend: OTT = Off the Tee APR = Approach the Green ARG = Around the Green T2G = Tee to Green PUT = Putting TOT = Total Strokes Gained



2024 WM Phoenix Open Third Round Top Players



Course	Hole	1	2	3	4	5	6	7	8	9	Out	10	11	12	13	14	15	16	17	18	In	Total
TS TPC Scottsdale (Stadium)	Par	4	4	5	3	4	4	3	4	4	35	4	4	3	5	4	5	3	4	4	36	71

Cut Robert MacIntyre

E

Strokes Gained Statistics

Course	DD1	DD2	FH	GIR	SH	SS	PT	OTT	APR	ARG	T2G	PUT	TOT							
TS Round 1	323	280	7	12	2	1	32	0.153	-0.747	0.849	0.255	-2.361	-2.106							
TS Round 2	292	272	10	14	0	0	31	0.983	0.595	0.031	1.608	-1.326	0.282							
TS Round 1	4	5 (4)	3	3 (3)	4	4	4 (4) 5 (5) 5 (5)	37	4	4	3	5	3 (3)	5	4 (4)	4	4	36	73	
TS Round 2	4	4	3 (3)	3	4	4	4 (4) 4 4	34	4	4	3	4 (4)	4	5	3	4	4	35	69	142

Cut Max Homa

E

Strokes Gained Statistics

Course	DD1	DD2	FH	GIR	SH	SS	PT	OTT	APR	ARG	T2G	PUT	TOT							
TS Round 1	330	277	4	13	0	0	32	-1.402	0.234	-0.407	-1.575	-0.531	-2.106							
TS Round 2	299	281	6	12	0	0	29	-1.116	-0.293	1.351	-0.059	0.341	0.282							
TS Round 1	4	5 (5)	5	3	5 (5)	4	3 4 4	37	4	3 (3)	3	5	4	5	3	4	5 (5)	36	73	
TS Round 2	4	4	4 (4)	3	4	4	3 4 4	34	4	4	3	5	4	4 (4)	3	4	4	35	69	142

Cut J.J. Spaun

E

Strokes Gained Statistics

Course	DD1	DD2	FH	GIR	SH	SS	PT	OTT	APR	ARG	T2G	PUT	TOT							
TS Round 1	331	245	6	9	2	0	29	-0.169	-0.837	-0.354	-1.360	-1.746	-3.106							
TS Round 2	282	258	9	14	0	0	30	-0.925	2.940	-0.111	1.903	-0.621	1.282							
TS Round 1	3 (3)	3 (3)	5	4 (4)	4	4	3 4 5 (5)	35	4	5 (5)	4 (4)	4 (4)	4 (4)	4 (4)	4	4	5 (5)	39	74	
TS Round 2	3 (3)	4	4 (4)	3	4	4	2 (2) 5 (5) 3 (3)	32	4	4	3	5	4	4 (4)	4 (4)	4	4	36	68	142

Cut Peter Malnati

+1

Strokes Gained Statistics

Course	DD1	DD2	FH	GIR	SH	SS	PT	OTT	APR	ARG	T2G	PUT	TOT						
TS Round 1	305	271	4	15	1	0	34	-0.303	1.472	0.014	1.183	-1.289	-0.106						
TS Round 2	281	341	5	9	4	2	28	-1.371	-1.034	-1.026	-3.432	0.714	-2.718						
TS Round 1	4	4	5	3	4	3 (3)	4 (4) 4 4	35	4	4	4 (4)	4 (4)	4	5	3	4	4	36	71

Strokes Gained Legend: OTT = Off the Tee APR = Approach the Green ARG = Around the Green T2G = Tee to Green PUT = Putting TOT = Total Strokes Gained





2024 WM Phoenix Open
Third Round Top Players



Course	Hole	1	2	3	4	5	6	7	8	9	Out	10	11	12	13	14	15	16	17	18	In	Total	
TS TPC Scottsdale (Stadium)	Par	4	4	5	3	4	4	3	4	4	35	4	4	3	5	4	5	3	4	4	36	71	
TS	Round 2	4	4	④	3	4	4	④	4	⑤	36	⑤	4	3	5	4	③	3	⑤	4	36	72	143
Cut Chesson Hadley		+1										Strokes Gained Statistics											
Course		DD1	DD2	FH	GIR	SH	SS	PT	OTT	APR	ARG	T2G	PUT	TOT									
TS	Round 1	308	275	4	14	0	0	34	-1.310	0.711	-2.156	-2.755	0.649	-2.106									
TS	Round 2	297	271	8	11	2	2	26	-1.307	-1.599	-0.734	-3.641	2.923	-0.718									
TS	Round 1	4	4	⑥	3	4	4	④	4	4	37	4	4	3	5	4	5	②	⑤	4	36	73	
TS	Round 2	4	4	④	3	4	4	3	4	③	33	4	4	3	5	③	④	3	⑤	⑥	37	70	143
Cut Troy Merritt		+1										Strokes Gained Statistics											
Course		DD1	DD2	FH	GIR	SH	SS	PT	OTT	APR	ARG	T2G	PUT	TOT									
TS	Round 1	280	291	9	16	0	0	32	-0.012	0.744	1.111	1.843	0.051	1.894									
TS	Round 2	293	275	5	10	2	1	28	-2.429	-1.660	-2.426	-6.516	1.798	-4.718									
TS	Round 1	4	4	5	3	③	4	②	4	⑤	34	③	4	3	⑥	4	④	3	4	4	35	69	
TS	Round 2	4	4	④	④	4	4	3	4	4	35	4	4	④	5	4	④	3	⑦	4	39	74	143
Cut Alexander Björk		+1										Strokes Gained Statistics											
Course		DD1	DD2	FH	GIR	SH	SS	PT	OTT	APR	ARG	T2G	PUT	TOT									
TS	Round 1	286	263	10	12	2	1	27	-0.382	2.521	-1.416	0.723	2.171	2.894									
TS	Round 2	287	285	10	12	3	0	32	-0.489	-1.801	-2.035	-4.326	-1.392	-5.718									
TS	Round 1	③	4	④	②	⑤	4	3	4	③	32	⑤	4	3	5	4	5	3	③	4	36	68	
TS	Round 2	4	4	5	3	4	4	⑥	⑤	4	39	4	4	3	5	4	5	3	4	4	36	75	143
Cut Nate Lashley		+1										Strokes Gained Statistics											
Course		DD1	DD2	FH	GIR	SH	SS	PT	OTT	APR	ARG	T2G	PUT	TOT									
TS	Round 1	317	289	10	14	2	1	33	0.471	-1.247	-0.580	-1.356	1.250	-0.106									
TS	Round 2	292	274	9	11	0	0	30	-0.084	-1.217	0.833	-0.469	-2.249	-2.718									

Strokes Gained Legend: OTT = Off the Tee APR = Approach the Green ARG = Around the Green T2G = Tee to Green PUT = Putting TOT = Total Strokes Gained





2024 WM Phoenix Open Third Round Top Players



Course	Hole	1	2	3	4	5	6	7	8	9	Out	10	11	12	13	14	15	16	17	18	In	Total	
TS TPC Scottsdale (Stadium)	Par	4	4	5	3	4	4	3	4	4	35	4	4	3	5	4	5	3	4	4	36	71	
TS	Round 1	5	4	4	4	4	4	3	4	4	36	4	4	3	4	3	6	3	4	4	35	71	
TS	Round 2	4	4	5	4	4	4	3	4	4	36	4	5	2	4	3	5	4	4	5	36	72	143
Cut Victor Perez +1												Strokes Gained Statistics											
Course		DD1	DD2	FH	GIR	SH	SS	PT				OTT	APR	ARG	T2G	PUT	TOT						
TS	Round 1	329	259	11	14	0	0	36				0.145	0.401	-0.024	0.522	-3.628	-3.106						
TS	Round 2	299	306	7	15	0	0	32				0.130	0.658	-0.814	-0.027	0.309	0.282						
TS	Round 1	4	4	4	3	5	4	4	4	5	37	4	4	3	4	5	3	5	4	37	74		
TS	Round 2	4	4	4	3	3	4	3	4	4	33	4	4	3	4	5	4	4	4	36	69	143	
Cut Chris Gotterup +1												Strokes Gained Statistics											
Course		DD1	DD2	FH	GIR	SH	SS	PT				OTT	APR	ARG	T2G	PUT	TOT						
TS	Round 1	336	256	5	10	4	2	28				-0.144	-1.611	0.053	-1.702	2.596	0.894						
TS	Round 2	329	326	7	13	2	2	32				0.652	-1.338	-0.682	-1.369	-2.349	-3.718						
TS	Round 1	4	4	4	2	5	3	3	4	4	33	4	4	3	5	4	5	4	4	37	70		
TS	Round 2	4	4	5	2	5	6	3	4	3	36	4	5	3	5	4	5	3	3	5	37	73	143
Cut Greyson Sigg +2												Strokes Gained Statistics											
Course		DD1	DD2	FH	GIR	SH	SS	PT				OTT	APR	ARG	T2G	PUT	TOT						
TS	Round 1	350	257	9	9	2	1	29				0.584	-0.731	-1.406	-1.553	-0.553	-2.106						
TS	Round 2	290	285	11	16	1	0	34				0.339	0.136	0.016	0.490	-2.208	-1.718						
TS	Round 1	4	4	4	3	4	4	4	4	5	36	4	4	2	5	5	4	4	4	37	73		
TS	Round 2	4	4	5	3	4	4	3	5	4	36	4	4	3	5	4	5	3	3	4	35	71	144
Cut Lee Hodges +2												Strokes Gained Statistics											
Course		DD1	DD2	FH	GIR	SH	SS	PT				OTT	APR	ARG	T2G	PUT	TOT						
TS	Round 1	289	234	7	11	1	1	28				-0.685	0.472	0.087	-0.126	0.020	-0.106						
TS	Round 2	301	294	9	13	2	2	32				-1.285	-1.301	-1.102	-3.689	-0.029	-3.718						

Strokes Gained Legend: OTT = Off the Tee APR = Approach the Green ARG = Around the Green T2G = Tee to Green PUT = Putting TOT = Total Strokes Gained



2024 WM Phoenix Open
Third Round Top Players



Course	Hole	1	2	3	4	5	6	7	8	9	Out	10	11	12	13	14	15	16	17	18	In	Total
TS TPC Scottsdale (Stadium)	Par	4	4	5	3	4	4	3	4	4	35	4	4	3	5	4	5	3	4	4	36	71

TS	Round 1	4	4	5	3	4	4	3	4	③	34	4	⑤	3	⑥	4	④	3	4	4	37	71	
TS	Round 2	⑤	4	⑥	④	③	③	3	4	4	36	4	⑤	3	④	4	5	④	4	4	37	73	144

Cut Austin Eckroat +2

Strokes Gained Statistics

Course	DD1	DD2	FH	GIR	SH	SS	PT	OTT	APR	ARG	T2G	PUT	TOT
TS Round 1	303	276	9	11	5	4	31	0.495	-0.707	0.864	0.652	-0.758	-0.106
TS Round 2	293	274	11	10	0	0	31	0.141	-1.949	0.170	-1.639	-2.079	-3.718

TS	Round 1	4	4	④	④	4	4	3	4	⑤	36	4	⑤	3	5	4	④	②	4	4	35	71	
TS	Round 2	4	⑤	⑥	3	4	4	3	4	4	37	4	4	3	5	⑤	5	3	③	4	36	73	144

Cut Ben Kohles +2

Strokes Gained Statistics

Course	DD1	DD2	FH	GIR	SH	SS	PT	OTT	APR	ARG	T2G	PUT	TOT
TS Round 1	288	241	6	10	4	2	31	-1.930	-0.782	-0.507	-3.219	-0.887	-4.106
TS Round 2	274	281	9	12	1	1	29	0.453	-2.212	-0.902	-2.662	2.944	0.282

TS	Round 1	⑤	⑤	④	3	4	4	3	4	⑤	37	⑤	4	3	5	⑤	5	3	4	4	38	75	
TS	Round 2	4	4	⑥	②	4	4	3	⑤	4	36	③	③	3	④	⑤	④	3	③	⑤	33	69	144

Cut Chez Reavie +3

Strokes Gained Statistics

Course	DD1	DD2	FH	GIR	SH	SS	PT	OTT	APR	ARG	T2G	PUT	TOT
TS Round 1	282	239	8	14	1	1	33	-1.608	3.585	0.249	2.226	-3.332	-1.106
TS Round 2	275	270	7	12	1	1	30	-1.848	-0.753	0.508	-2.094	-1.624	-3.718

TS	Round 1	4	4	5	3	4	4	④	4	4	36	4	4	3	5	⑤	④	3	4	4	36	72	
TS	Round 2	⑤	③	⑥	3	4	4	3	4	⑤	37	③	⑤	3	5	4	④	3	⑤	4	36	73	145

Cut Callum Tarren +3

Strokes Gained Statistics

Course	DD1	DD2	FH	GIR	SH	SS	PT	OTT	APR	ARG	T2G	PUT	TOT
TS Round 1	337	268	3	7	2	1	32	-2.488	-0.543	-0.086	-3.117	-1.989	-5.106

Strokes Gained Legend: OTT = Off the Tee APR = Approach the Green ARG = Around the Green T2G = Tee to Green PUT = Putting TOT = Total Strokes Gained





2024 WM Phoenix Open Third Round Top Players



Course	Hole	1	2	3	4	5	6	7	8	9	Out	10	11	12	13	14	15	16	17	18	In	Total	
TS TPC Scottsdale (Stadium)	Par	4	4	5	3	4	4	3	4	4	35	4	4	3	5	4	5	3	4	4	36	71	
TS	Round 2	311	289	8	9	1	1	26				0.150	-1.102	1.552	0.599	-0.317	0.282						
TS	Round 1	4	5	4	2	4	5	4	5	4	37	5	5	3	5	4	5	4	3	5	39	76	
TS	Round 2	4	3	4	3	4	4	3	4	4	33	4	6	2	3	4	6	3	4	4	36	69	145
Cut Vincent Norrman		+3																					
Course		DD1	DD2	FH	GIR	SH	SS	PT	Strokes Gained Statistics						OTT	APR	ARG	T2G	PUT	TOT			
TS	Round 1	356	278	6	15	0	0	37	0.324	-0.343	-1.345	-1.364	-2.742	-4.106									
TS	Round 2	275	284	9	15	1	1	32	1.002	1.366	0.401	2.768	-3.486	-0.718									
TS	Round 1	4	4	5	3	5	4	4	4	3	36	5	3	4	5	5	3	4	5	39	75		
TS	Round 2	5	4	4	3	4	4	3	4	4	35	4	4	4	4	5	3	3	4	35	70	145	
Cut Nico Echavarria		+3																					
Course		DD1	DD2	FH	GIR	SH	SS	PT	Strokes Gained Statistics						OTT	APR	ARG	T2G	PUT	TOT			
TS	Round 1	333	238	10	9	2	2	30	0.765	-2.570	-2.112	-3.917	-1.189	-5.106									
TS	Round 2	307	273	7	13	1	1	28	0.172	0.106	-0.647	-0.370	0.652	0.282									
TS	Round 1	4	4	6	3	4	4	3	4	5	37	3	5	4	4	6	5	4	4	4	39	76	
TS	Round 2	3	4	4	3	4	4	3	4	4	33	3	6	3	4	6	3	3	4	36	69	145	
Cut Lanto Griffin		+3																					
Course		DD1	DD2	FH	GIR	SH	SS	PT	Strokes Gained Statistics						OTT	APR	ARG	T2G	PUT	TOT			
TS	Round 1	358	259	8	9	3	1	33	0.421	-3.400	0.073	-2.906	-2.200	-5.106									
TS	Round 2	301	287	8	12	0	0	29	-0.053	0.411	-0.629	-0.272	0.554	0.282									
TS	Round 1	4	5	5	3	5	5	3	4	4	38	5	4	3	5	4	5	2	5	5	38	76	
TS	Round 2	5	4	5	3	4	3	3	4	4	35	5	3	2	3	4	5	3	5	4	34	69	145
Cut Ben Taylor		+3																					
Course		DD1	DD2	FH	GIR	SH	SS	PT	Strokes Gained Statistics						OTT	APR	ARG	T2G	PUT	TOT			

Strokes Gained Legend: OTT = Off the Tee APR = Approach the Green ARG = Around the Green T2G = Tee to Green PUT = Putting TOT = Total Strokes Gained



2024 WM Phoenix Open
Third Round Top Players



Course	Hole	1	2	3	4	5	6	7	8	9	Out	10	11	12	13	14	15	16	17	18	In	Total	
TS TPC Scottsdale (Stadium)	Par	4	4	5	3	4	4	3	4	4	35	4	4	3	5	4	5	3	4	4	36	71	
TS	Round 1	360	257	5	14	2	1	33				-0.653	1.072	-0.331	0.088	-1.194	-1.106						
TS	Round 2	297	266	7	11	3	2	32				-1.355	-0.227	0.494	-1.089	-2.629	-3.718						
TS	Round 1		4	5	4	4	3	4	4		35	4	4	3	5	5	4	4	3		37	72	
TS	Round 2		5	4	5	3	4	4	3	4	36	4	3	3	4	4	5	4	5		37	73	
Cut Patton Kizzire												Strokes Gained Statistics											
Course		DD1	DD2	FH	GIR	SH	SS	PT				OTT	APR	ARG	T2G	PUT	TOT						
TS	Round 1	314	263	8	11	1	0	31				0.323	-2.733	-2.491	-4.901	-0.205	-5.106						
TS	Round 2	320	288	8	11	2	2	28				0.175	-1.476	-0.679	-1.981	2.263	0.282						
TS	Round 1		4	4	4	3	4	4	3	5	5	36	4	4	7	4	6	3	4	4	40	76	
TS	Round 2		4	4	4	3	4	5	3	4	34	3	4	3	5	5	4	3	4	4	35	69	
Cut J.B. Holmes												Strokes Gained Statistics											
Course		DD1	DD2	FH	GIR	SH	SS	PT				OTT	APR	ARG	T2G	PUT	TOT						
TS	Round 1	301	274	6	10	1	1	31				-1.217	-0.991	-1.367	-3.575	-1.531	-5.106						
TS	Round 2	269	297	10	16	0	0	33				0.717	0.139	0.130	0.985	-1.703	-0.718						
TS	Round 1		4	4	6	4	3	4	4	4	36	4	5	3	5	4	7	3	5	4	40	76	
TS	Round 2		3	5	5	3	5	4	3	4	36	4	3	2	5	4	5	3	4	4	34	70	
Cut Kevin Stadler												Strokes Gained Statistics											
Course		DD1	DD2	FH	GIR	SH	SS	PT				OTT	APR	ARG	T2G	PUT	TOT						
TS	Round 1	283	278	9	13	1	1	32				0.281	0.388	0.653	1.322	-2.428	-1.106						
TS	Round 2	255	257	9	12	2	1	32				-0.352	-0.993	-1.100	-2.446	-2.272	-4.718						
TS	Round 1		5	4	5	3	4	4	3	4	35	4	4	3	6	4	5	3	3	5	37	72	
TS	Round 2		3	4	5	3	4	4	3	5	36	5	5	3	6	4	4	3	4	4	38	74	

Strokes Gained Legend: OTT = Off the Tee APR = Approach the Green ARG = Around the Green T2G = Tee to Green PUT = Putting TOT = Total Strokes Gained



2024 WM Phoenix Open
Third Round Top Players



Course	Hole	1	2	3	4	5	6	7	8	9	Out	10	11	12	13	14	15	16	17	18	In	Total
TS TPC Scottsdale (Stadium)	Par	4	4	5	3	4	4	3	4	4	35	4	4	3	5	4	5	3	4	4	36	71

Cut David Lipsky				+4		Strokes Gained Statistics																
Course		DD1	DD2	FH	GIR	SH	SS	PT	OTT	APR	ARG	T2G	PUT	TOT							TOT	
TS	Round 1	332	237	8	12	1	0	33	-0.512	0.782	-1.013	-0.743	-1.363	-2.106							-2.106	
TS	Round 2	293	277	10	15	1	0	35	-0.042	0.577	-0.559	-0.025	-3.693	-3.718							-3.718	
TS	Round 1	4	5	3	4	3	5	5	4	4	3	5	5	3	4	3	4	3	4	3	36	73
TS	Round 2	4	4	5	3	4	3	5	4	3	4	5	4	4	4	4	4	4	4	4	36	73

Cut Matti Schmid				+4		Strokes Gained Statistics																
Course		DD1	DD2	FH	GIR	SH	SS	PT	OTT	APR	ARG	T2G	PUT	TOT							TOT	
TS	Round 1	347	272	5	11	1	0	32	-2.869	0.314	-1.653	-4.208	0.102	-4.106							-4.106	
TS	Round 2	302	272	8	10	0	0	28	0.470	-0.959	-1.139	-1.629	-0.089	-1.718							-1.718	
TS	Round 1	3	6	5	3	4	4	3	5	4	3	6	3	4	4	3	4	4	4	4	38	75
TS	Round 2	3	4	5	3	5	3	4	4	3	5	5	4	4	4	4	4	4	4	4	37	71

Cut Joseph Bramlett				+4		Strokes Gained Statistics																
Course		DD1	DD2	FH	GIR	SH	SS	PT	OTT	APR	ARG	T2G	PUT	TOT							TOT	
TS	Round 1	345	277	5	10	4	2	28	-0.909	-3.789	-0.163	-4.861	2.755	-2.106							-2.106	
TS	Round 2	314	282	10	13	2	1	34	0.487	1.652	-2.132	0.006	-3.724	-3.718							-3.718	
TS	Round 1	4	4	4	3	6	3	5	4	4	4	5	5	4	3	4	4	4	4	4	37	73
TS	Round 2	4	4	4	3	6	5	3	4	5	3	6	3	4	3	4	3	4	3	4	35	73

Cut Akshay Bhatia				+4		Strokes Gained Statistics																
Course		DD1	DD2	FH	GIR	SH	SS	PT	OTT	APR	ARG	T2G	PUT	TOT							TOT	
TS	Round 1	326	276	11	11	3	2	33	1.275	-3.265	-0.526	-2.516	-1.590	-4.106							-4.106	
TS	Round 2	262	268	9	11	2	1	30	0.154	-1.862	0.902	-0.807	-0.911	-1.718							-1.718	
TS	Round 1	4	3	4	3	4	4	3	4	5	4	5	6	3	5	4	4	4	4	4	41	75
TS	Round 2	4	4	5	3	4	5	3	4	4	3	6	3	5	3	4	3	4	3	4	35	71

Strokes Gained Legend: OTT = Off the Tee APR = Approach the Green ARG = Around the Green T2G = Tee to Green PUT = Putting TOT = Total Strokes Gained





2024 WM Phoenix Open Third Round Top Players



Course	Hole	1	2	3	4	5	6	7	8	9	Out	10	11	12	13	14	15	16	17	18	In	Total
TS TPC Scottsdale (Stadium)	Par	4	4	5	3	4	4	3	4	4	35	4	4	3	5	4	5	3	4	4	36	71

Cut Grayson Murray +4

Course		DD1	DD2	FH	GIR	SH	SS	PT	Strokes Gained Statistics						TOT								
		OTT	APR	ARG	T2G	PUT							TOT										
TS	Round 1	307	264	8	9	2	0	27	-1.405	-2.104	2.389	-1.120	0.014							-1.106			
TS	Round 2	293	289	9	11	1	1	33	-0.402	0.289	1.050	0.936	-5.654							-4.718			
TS	Round 1	4	6	5	2	4	3	3	5	5	37	4	4	4	4	4	4	3	4	4	35	72	
TS	Round 2	4	5	5	3	4	4	3	5	3	36	4	4	3	5	4	4	3	5	6	38	74	146

Cut Matt Kuchar +4

Course		DD1	DD2	FH	GIR	SH	SS	PT	Strokes Gained Statistics						TOT								
		OTT	APR	ARG	T2G	PUT							TOT										
TS	Round 1	321	236	11	8	3	1	30	-0.519	-3.764	1.119	-3.164	-0.942							-4.106			
TS	Round 2	304	262	7	13	1	1	32	-1.474	-0.001	0.798	-0.678	-1.040							-1.718			
TS	Round 1	5	4	4	3	4	5	4	4	4	37	4	4	3	5	5	5	3	4	5	38	75	
TS	Round 2	4	4	5	3	4	3	3	5	4	35	4	4	3	5	3	5	3	3	6	36	71	146

Cut Gary Woodland +4

Course		DD1	DD2	FH	GIR	SH	SS	PT	Strokes Gained Statistics						TOT								
		OTT	APR	ARG	T2G	PUT							TOT										
TS	Round 1	355	276	3	9	2	2	34	-4.418	-1.441	-1.544	-7.403	-0.703							-8.106			
TS	Round 2	321	304	9	14	0	0	27	-0.491	-0.326	0.223	-0.595	2.877							2.282			
TS	Round 1	4	8	6	2	4	5	4	4	4	41	3	5	3	4	5	6	3	4	5	38	79	
TS	Round 2	3	5	5	3	4	3	3	4	4	34	3	4	3	3	4	5	3	4	4	33	67	146

Cut Adam Hadwin +4

Course		DD1	DD2	FH	GIR	SH	SS	PT	Strokes Gained Statistics						TOT							
		OTT	APR	ARG	T2G	PUT							TOT									
TS	Round 1	302	262	10	10	6	1	31	0.133	-1.501	-1.500	-2.868	-1.238							-4.106		
TS	Round 2	300	285	10	11	3	2	28	-0.150	-1.107	-0.223	-1.481	-0.237							-1.718		
TS	Round 1	5	5	5	4	5	4	3	4	5	40	4	5	3	5	3	5	2	4	4	35	75

Strokes Gained Legend: OTT = Off the Tee APR = Approach the Green ARG = Around the Green T2G = Tee to Green PUT = Putting TOT = Total Strokes Gained



2024 WM Phoenix Open Third Round Top Players



Course	Hole	1	2	3	4	5	6	7	8	9	Out	10	11	12	13	14	15	16	17	18	In	Total	
TS TPC Scottsdale (Stadium)	Par	4	4	5	3	4	4	3	4	4	35	4	4	3	5	4	5	3	4	4	36	71	
TS	Round 2	4	5	4	3	4	4	3	4	4	35	4	4	3	6	4	5	2	4	4	36	71	146
Cut C.T. Pan		+4																					
Course		DD1	DD2	FH	GIR	SH	SS	PT	Strokes Gained Statistics														
									OTT	APR	ARG	T2G	PUT	TOT									
TS	Round 1	304	260	6	14	0	0	34	-1.314	0.350	-0.868	-1.832	-0.274	-2.106									
TS	Round 2	297	272	7	11	1	0	31	-1.032	-1.641	-0.050	-2.724	-0.994	-3.718									
TS	Round 1	4	5	5	3	4	4	3	4	3	35	4	4	4	5	5	3	4	4	38	73		
TS	Round 2	4	4	5	3	5	4	3	5	4	37	4	4	3	5	4	5	3	4	4	36	73	146
Cut Rickie Fowler		+6																					
Course		DD1	DD2	FH	GIR	SH	SS	PT	Strokes Gained Statistics														
									OTT	APR	ARG	T2G	PUT	TOT									
TS	Round 1	333	296	6	11	2	1	31	-0.882	-1.000	0.091	-1.791	-0.315	-2.106									
TS	Round 2	300	282	7	9	3	2	29	-2.739	-2.803	0.606	-4.937	-0.781	-5.718									
TS	Round 1	4	4	6	3	4	4	4	4	4	37	4	4	4	4	5	4	3	4	4	36	73	
TS	Round 2	4	4	4	3	5	5	3	4	4	36	4	4	5	4	7	2	5	4		39	75	148
Cut Vince Whaley		+8																					
Course		DD1	DD2	FH	GIR	SH	SS	PT	Strokes Gained Statistics														
									OTT	APR	ARG	T2G	PUT	TOT									
TS	Round 1	313	281	3	15	1	0	35	-0.990	3.326	-0.512	1.824	-3.930	-2.106									
TS	Round 2	303	282	6	11	3	1	34	-1.868	-2.424	-0.516	-4.809	-2.909	-7.718									
TS	Round 1	3	5	5	3	4	4	4	4	5	37	3	4	3	5	4	5	3	4	5	36	73	
TS	Round 2	4	4	5	3	5	4	3	5	4	37	5	5	4	5	6	4	3	4	4	40	77	150
Cut Brandt Snedeker		+9																					
Course		DD1	DD2	FH	GIR	SH	SS	PT	Strokes Gained Statistics														
									OTT	APR	ARG	T2G	PUT	TOT									
TS	Round 1	287	256	3	11	1	0	29	-2.235	0.334	-0.909	-2.810	-0.296	-3.106									
TS	Round 2	272	278	11	11	1	0	33	0.078	-4.544	-1.587	-6.054	-1.664	-7.718									

Strokes Gained Legend: OTT = Off the Tee APR = Approach the Green ARG = Around the Green T2G = Tee to Green PUT = Putting TOT = Total Strokes Gained



2024 WM Phoenix Open
Third Round Top Players



Course	Hole	1	2	3	4	5	6	7	8	9	Out	10	11	12	13	14	15	16	17	18	In	Total
TS TPC Scottsdale (Stadium)	Par	4	4	5	3	4	4	3	4	4	35	4	4	3	5	4	5	3	4	4	36	71

TS	Round 1	③	4	5	3	6	4	3	5	③	36	6	4	4	5	5	5	3	③	③	38	74
TS	Round 2	5	5	5	4	4	4	②	4	4	37	4	4	3	5	7	5	3	4	5	40	77

Cut Ryan Brehm +9

Course	DD1	DD2	FH	GIR	SH	SS	PT	Strokes Gained Statistics					
	OTT	APR	ARG	T2G	PUT	TOT							
TS Round 1	297	253	3	7	2	2	30	-2.985	-2.608	-0.834	-6.427	0.321	-6.106
TS Round 2	302	291	5	9	1	0	30	-1.685	-1.243	-0.084	-3.013	-1.705	-4.718

TS	Round 1	4	5	5	②	4	4	3	5	4	36	4	5	4	6	4	6	4	5	③	41	77
TS	Round 2	4	5	5	3	4	4	3	4	4	36	4	4	3	③	5	7	3	5	4	38	74

WD Carl Yuan +6

Course	DD1	DD2	FH	GIR	SH	SS	PT	Strokes Gained Statistics					
	OTT	APR	ARG	T2G	PUT	TOT							
TS Round 1	364	267	7	8	1	1	31	-0.738	-2.371	0.130	-2.979	-3.127	-6.106

TS	Round 1	4	5	④	3	6	5	4	6	5	42	4	4	3	④	4	5	3	4	4	35	77
----	---------	---	---	---	---	---	---	---	---	---	----	---	---	---	---	---	---	---	---	---	----	----

Strokes Gained Legend: OTT = Off the Tee APR = Approach the Green ARG = Around the Green T2G = Tee to Green PUT = Putting TOT = Total Strokes Gained

