



2025 WM PHOENIX OPEN MEDIA GUIDE

**SECTION 2:
2024 ROUND-2 RECAP AND STATS**



2024 WM Phoenix Open
TPC Scottsdale (Stadium Course)
Second Round Tournament Summary



1	Sahith Theegala	-13	65	64	129	Tyson Alexander	-2	72	68	140
2	Andrew Novak	-12	65	65	130	Aaron Baddeley	-2	69	71	140
	Nick Taylor	-12	60	70	130	Alex Noren	-2	69	71	140
4	Maverick McNealy	-10	65	67	132	Brian Harman	-2	71	69	140
5	Doug Ghim	-9	65	68	133	Tom Kim	-2	74	66	140
6	Scottie Scheffler	-8	68	66	134	Sungjae Im	-2	70	70	140
	Justin Thomas	-8	69	65	134	Tom Hoge	-2	70	70	140
	Cameron Young	-8	67	67	134	Garrick Higgo	-2	73	67	140
	Ryan Fox	-8	66	68	134	Denny McCarthy	-2	72	68	140
	Jordan Spieth	-8	68	66	134	Kevin Chappell	-2	72	68	140
11	Charley Hoffman	-7	67	68	135 Cut	Sam Ryder	-1	69	72	141
	Kurt Kitayama	-7	68	67	135 Cut	Will Gordon	-1	70	71	141
	Sam Burns	-7	68	67	135 Cut	Stewart Cink	-1	71	70	141
	Daniel Berger	-7	66	69	135 Cut	J.T. Poston	-1	70	71	141
	Jhonattan Vegas	-7	67	68	135 Cut	Camilo Villegas	-1	70	71	141
	Matt Fitzpatrick	-7	69	66	135 Cut	Cameron Champ	-1	70	71	141
17	Sam Stevens	-6	70	66	136 Cut	Ryan Moore	-1	72	69	141
	Si Woo Kim	-6	68	68	136 Cut	Luke Donald	-1	70	71	141
	Justin Suh	-6	68	68	136 Cut	Erik van Rooyen	-1	72	69	141
	Jake Knapp	-6	68	68	136 Cut	Adam Svensson	-1	71	70	141
	Davis Thompson	-6	69	67	136 Cut	Ryo Hisatsune	-1	73	68	141
	S.H. Kim	-6	67	69	136 Cut	Luke List	-1	72	69	141
23	Bud Cauley	-5	69	68	137 Cut	Andrew Putnam	-1	73	68	141
	Thomas Detry	-5	69	68	137 Cut	Aaron Rai	-1	76	65	141
	Zac Blair	-5	69	68	137 Cut	Dylan Wu	-1	76	65	141
	Keith Mitchell	-5	69	68	137 Cut	Brandon Wu	E	73	69	142
	Wyndham Clark	-5	72	65	137 Cut	Ben Martin	E	69	73	142
	Hideki Matsuyama	-5	69	68	137 Cut	K.H. Lee	E	74	68	142
	Nick Hardy	-5	71	66	137 Cut	Chad Ramey	E	71	71	142
	Corey Connors	-5	68	69	137 Cut	Scott Stallings	E	70	72	142
	Taylor Montgomery	-5	69	68	137 Cut	Michael Kim	E	71	71	142
	Joel Dahmen	-5	69	68	137 Cut	Kevin Yu	E	69	73	142
	Shane Lowry	-5	67	70	137 Cut	Robert MacIntyre	E	73	69	142
34	Tyler Duncan	-4	71	67	138 Cut	Max Homa	E	73	69	142
	Byeong Hun An	-4	70	68	138 Cut	J.J. Spaun	E	74	68	142
	Beau Hossler	-4	72	66	138 Cut	Peter Malnati	+1	71	72	143
	Adrien Dumont de Chassart	-4	72	66	138 Cut	Chesson Hadley	+1	73	70	143
	Jim Knous	-4	72	66	138 Cut	Troy Merritt	+1	69	74	143
	Martin Laird	-4	69	69	138 Cut	Alexander Björk	+1	68	75	143
	Carson Young	-4	71	67	138 Cut	Nate Lashley	+1	71	72	143
	Harris English	-4	71	67	138 Cut	Victor Perez	+1	74	69	143
	Brendon Todd	-4	70	68	138 Cut	Chris Gotterup	+1	70	73	143
	Nicolo Galletti	-4	71	67	138 Cut	Greyson Sigg	+2	73	71	144
44	Taylor Moore	-3	69	70	139 Cut	Lee Hodges	+2	71	73	144
	Billy Horschel	-3	72	67	139 Cut	Austin Eckroat	+2	71	73	144
	Matt NeSmith	-3	70	69	139 Cut	Ben Kohles	+2	75	69	144
	Christiaan Bezuidenhout	-3	67	72	139 Cut	Chez Reavie	+3	72	73	145
	Robby Shelton	-3	69	70	139 Cut	Callum Tarren	+3	76	69	145
	Sami Valimaki	-3	69	70	139 Cut	Vincent Norrman	+3	75	70	145
	Jesse Mueller	-3	71	68	139 Cut	Nico Echavarria	+3	76	69	145
	Eric Cole	-3	70	69	139 Cut	Lanto Griffin	+3	76	69	145
	Emiliano Grillo	-3	71	68	139 Cut	Ben Taylor	+3	72	73	145
	Adam Schenk	-3	70	69	139 Cut	Patton Kizzire	+3	76	69	145
	Matt Wallace	-3	75	64	139 Cut	J.B. Holmes	+4	76	70	146
	Ben Griffin	-3	72	67	139 Cut	Kevin Stadler	+4	72	74	146
	Hayden Buckley	-3	70	69	139 Cut	David Lipsky	+4	73	73	146
57	Harry Hall	-2	70	70	140 Cut	Matti Schmid	+4	75	71	146
	Min Woo Lee	-2	71	69	140 Cut	Joseph Bramlett	+4	73	73	146
	Adam Scott	-2	72	68	140 Cut	Akshay Bhatia	+4	75	71	146
	Seamus Power	-2	71	69	140 Cut	Grayson Murray	+4	72	74	146
	Zach Johnson	-2	70	70	140 Cut	Matt Kuchar	+4	75	71	146
	Justin Lower	-2	71	69	140 Cut	Gary Woodland	+4	79	67	146
	Mark Hubbard	-2	70	70	140 Cut	Adam Hadwin	+4	75	71	146



2024 WM Phoenix Open
TPC Scottsdale (Stadium Course)
Second Round Tournament Summary



Cut	C.T. Pan	+4	73 73	146
Cut	Rickie Fowler	+6	73 75	148
Cut	Vince Whaley	+8	73 77	150
Cut	Brandt Snedeker	+9	74 77	151
Cut	Ryan Brehm	+9	77 74	151
WD	Carl Yuan	+6	77	77



2024 WM Phoenix Open
(6th of 36 FedExCup Regular Season events)

Scottsdale, Arizona
 TPC Scottsdale

February 8-11, 2024
 Par/Yards: 35-36—71/7,261

Purse: \$8.8 million (\$1.584 million/winner)
 FedExCup points: 500 (winner)

Completed Second-Round Notes – Saturday, February 10, 2024

Weather: Partly sunny following morning showers. High of 56. Wind variable 4-8 mph. The second round resumed at 7:34 a.m. and was suspended at 7:52 a.m. for unplayable conditions. The second round resumed at 8:13 a.m., a delay of 21 minutes, and was completed at 1:49 p.m. MT.

36-hole cut: 73 professionals at 2-under 140 from a field of 131 professionals

Second-Round Leaderboard

Pos.	Player	R1	R2	Total
1	Sahith Theegala	65	64	129 (-13)
T2	Andrew Novak	65	65	130 (-12)
T2	Nick Taylor	60	70	130 (-12)
4	Maverick McNealy	65	67	132 (-10)
5	Doug Ghim	65	68	133 (-9)

Sahith Theegala (1st/-13)

- Making his third start at the WM Phoenix Open (T3/2022, T39/2023), claims the 36-hole lead for the second time after holding the 36- and 54-hole lead in 2022 and finishing one stroke shy of a playoff between Scottie Scheffler and Patrick Cantlay
- Fourth career 36-hole lead/co-lead on TOUR; 1-for-3 in converting the victory (2023 Fortinet Championship)
- Sets career-low 36-hole total of 129 (previous: 130/2022 WM Phoenix Open)
- Second 64 in 10 rounds at TPC Scottsdale (R2/2022)
- One victory on TOUR: 2023 Fortinet Championship
- In first of five starts this season, finished runner-up at The Sentry; a win this week would come in his eighth start since his victory at the 2023 Fortinet Championship

Miscellaneous Notes

- 18-hole leader **Nick Taylor** (T2/-12) posts 1-under 70 on Friday after tying the 18-hole tournament record with 60 in round one; making his 10th start at the WM Phoenix Open and was runner-up in 2023 after finishing no higher than T49 (2020) in his first eight starts
- **Andrew Novak** (T2/-12) cards back-to-back 65s for his career-low 36-hole total of 130 (previous: 133/2022 Mexico Open at Vidanta); missed the cut in his three previous starts this season
- Making his second start at the WM Phoenix Open after a WD in 2023, **Maverick McNealy** (4th/-10) posts 67; satisfied his Major Medical Extension with a T37 finish at the Farmers Insurance Open and is eligible to play the remainder of the season out of the Major Medical category
- World No. 1 **Scottie Scheffler** (T6/-8) cards bogey-free 66, his eighth consecutive sub-70 score at the WM Phoenix Open; would become the first player to win the same PGA TOUR event three years in a row since Steve Stricker at the John Deere Classic in 2009, 2010 and 2011
- Making his 10th tournament appearance, **Justin Thomas** (T6/-8) is one of three players with a current streak of six consecutive top-25 finishes at the WM Phoenix Open (Jon Rahm, Xander Schauffele)
- After a 1-over 36 on the front nine, **Jordan Spieth** (T6/-8) cards a 6-under 30 on the back nine for the first time in his 26th career round at TPC Scottsdale; owns four top-10s in seven previous starts at the WM Phoenix Open, including a T4 in 2021
- In his first start on TOUR since the 2022 Wyndham Championship, Monday qualifier **Jim Knous** (T34/-4) makes the cut after sitting 2-over through seven holes in round one; plans to retire from professional golf after this week
- Preferred lies were in effect during the second round and will remain in effect for round three



2024 WM Phoenix Open
 TPC Scottsdale (Stadium Course)
 Second Round Course Statistics



Total For Second Round Posting 48 Scores

Hole	Par	Average	Double		Birdies	Pars	Bogeys	Double Triple		Min	Max	Rank	Avg Over	
			Eagles-	Eagles				Bogeys	Bogey+				Under-	Par
1	4	4.000	0	0	4	40	4	0	0	3	5	6	.000	
2	4	4.167	0	0	7	28	11	2	0	3	6	1	.167	
3	5	4.458	0	3	23	19	3	0	0	3	6	17	-.542	
4	3	3.000	0	0	6	36	6	0	0	2	4	6	.000	
5	4	3.979	0	0	8	33	7	0	0	3	5	8	-.021	
6	4	3.875	0	0	7	40	1	0	0	3	5	13	-.125	
7	3	2.979	0	0	6	37	5	0	0	2	4	8	-.021	
8	4	4.083	0	0	5	34	9	0	0	3	5	3	.083	
9	4	3.979	0	0	7	35	6	0	0	3	5	8	-.021	
OUT	35	34.521	0	3	73	302	52	2	0					
10	4	3.938	0	0	8	35	5	0	0	3	5	11	-.063	
11	4	4.104	0	0	4	36	7	1	0	3	6	2	.104	
12	3	2.896	0	0	8	37	3	0	0	2	4	12	-.104	
13	5	4.375	0	2	28	16	2	0	0	3	6	18	-.625	
14	4	3.854	0	0	14	29	4	0	1	3	7	14	-.146	
15	5	4.625	0	1	22	21	3	0	1	3	8	15	-.375	
16	3	3.042	0	0	3	40	5	0	0	2	4	4	.042	
17	4	3.625	0	0	24	18	6	0	0	3	5	15	-.375	
18	4	4.021	0	0	7	35	4	2	0	3	6	5	.021	
IN	36	34.479	0	3	118	267	39	3	2					
TOT	71	69.000	0	6	191	569	91	5	2					

Round 2

Rounds Below 70	29
Rounds Below Par	36
Rounds Par and Below	41
Rounds At Even Par	5
Rounds Over Par	7
Rounds 80 and Over	0



2024 WM Phoenix Open
 TPC Scottsdale (Stadium Course)
 Second Round Course Statistics



Grand Totals Thru Second Round Posting 180 Scores

Hole	Par	Average	Double		Birdies	Pars	Bogeys	Double Triple		Min	Max	Rank	Avg Over	
			Eagles-	Eagles				Bogeys	Bogey+				Under-	Par
1	4	3.983	0	0	23	137	20	0	0	3	5	10	-.017	
2	4	4.178	0	1	22	110	40	6	1	2	8	1	.178	
3	5	4.522	0	9	85	71	14	0	1	3	8	17	-.478	
4	3	2.950	0	0	28	133	19	0	0	2	4	11	-.050	
5	4	4.033	0	0	28	122	26	4	0	3	6	8	.033	
6	4	3.933	0	0	29	134	17	0	0	3	5	14	-.067	
7	3	3.156	0	0	13	127	39	1	0	2	5	3	.156	
8	4	4.078	0	0	19	129	31	1	0	3	6	6	.078	
9	4	4.161	0	0	17	121	39	2	1	3	7	2	.161	
OUT	35	34.994	0	10	264	1084	245	14	3					
10	4	3.944	0	0	34	123	22	1	0	3	6	12	-.056	
11	4	4.039	0	0	23	130	24	3	0	3	6	7	.039	
12	3	3.150	0	0	18	123	35	3	1	2	7	4	.150	
13	5	4.478	0	11	82	77	10	0	0	3	6	18	-.522	
14	4	4.122	0	0	22	118	37	2	1	3	7	5	.122	
15	5	4.856	0	2	53	100	21	2	2	3	8	15	-.144	
16	3	2.939	0	0	32	127	21	0	0	2	4	13	-.061	
17	4	3.839	0	0	52	105	23	0	0	3	5	16	-.161	
18	4	4.028	0	0	25	127	26	2	0	3	6	9	.028	
IN	36	35.394	0	13	341	1030	219	13	4					
TOT	71	70.389	0	23	605	2114	464	27	7					

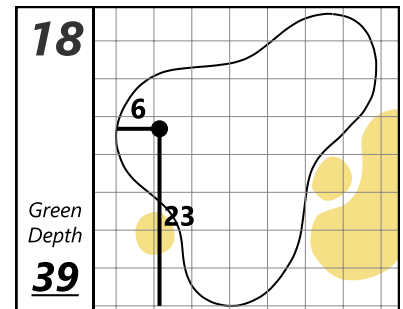
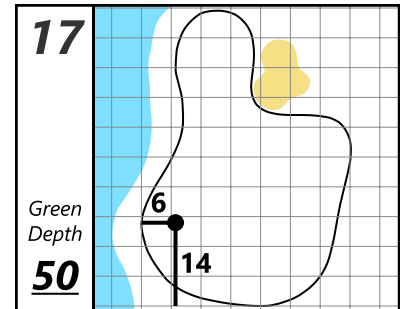
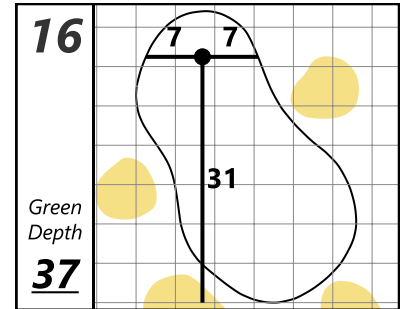
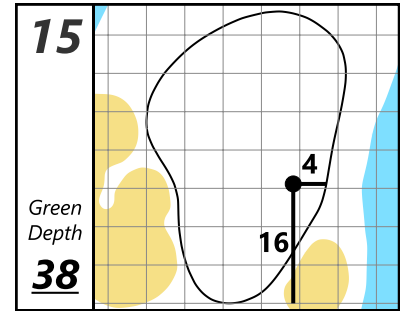
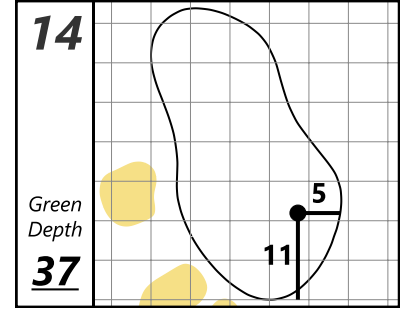
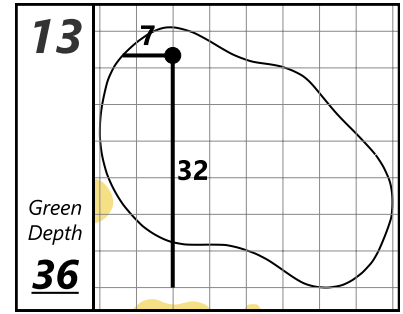
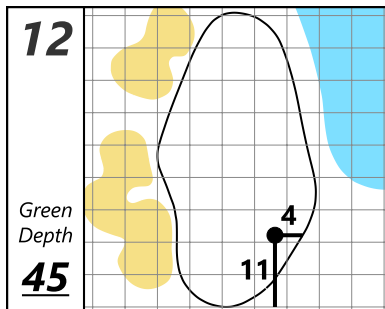
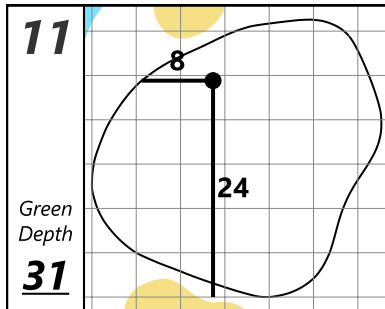
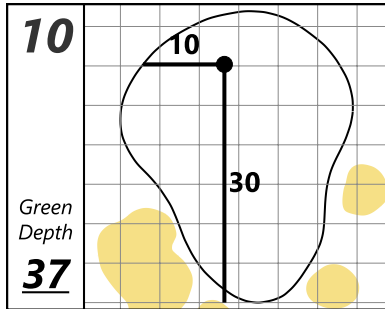
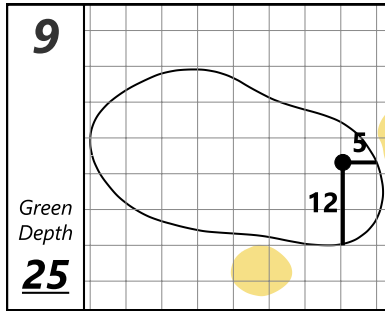
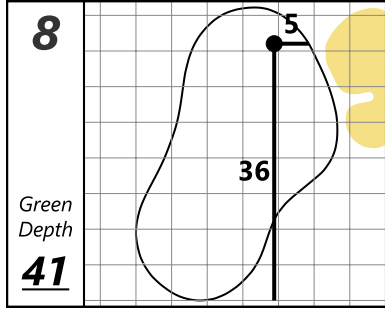
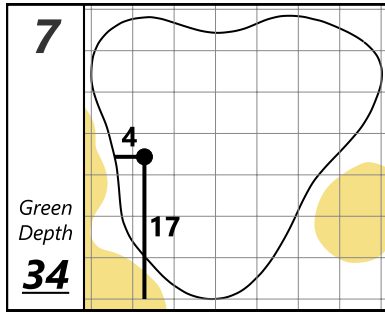
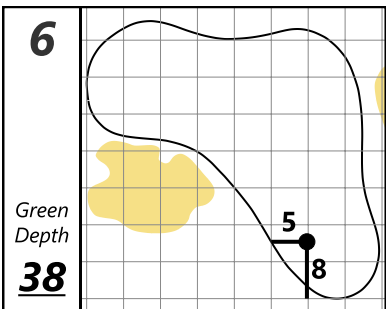
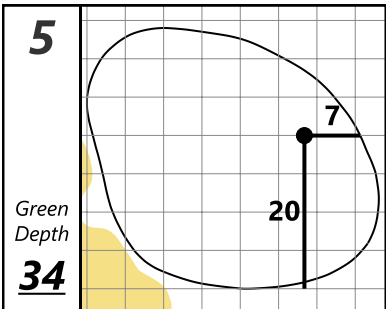
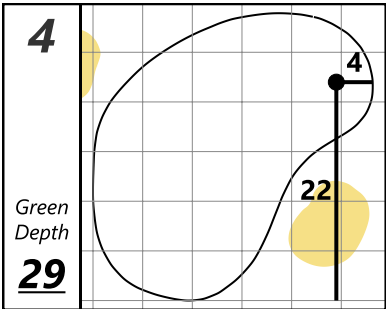
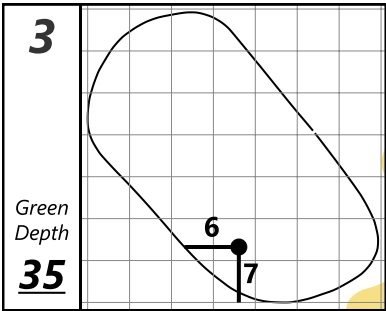
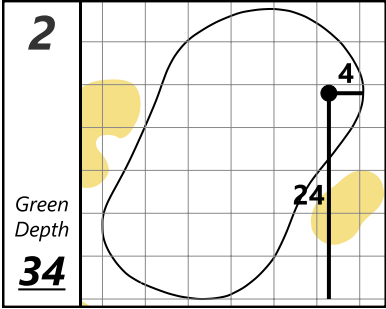
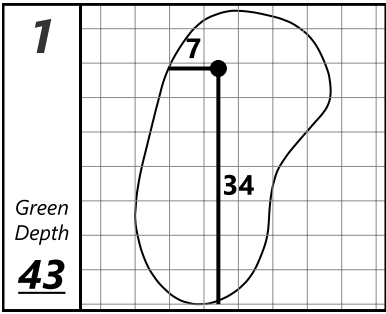
	Round 1	Round 2	Total
Rounds Below 70	42	29	71
Rounds Below Par	61	36	97
Rounds Par and Below	80	41	121
Rounds At Even Par	19	5	24
Rounds Over Par	52	7	59
Rounds 80 and Over	0	0	0



2024 WM Phoenix Open
 Second Round Course Statistics Table
 TPC Scottsdale (Stadium Course) TS 7261 yards 35-36--71



Statistic	Round 2	Round 1
Drive Dist. Leader	330-Montgomery	325-Champ
Drive Dist. Holes: 13,14		
Longest Drive	383-van Rooyen	376-Spieth
Hole 1	339-Stevens	335-Murray
Hole 2	361-Thomas	371-Duncan
Hole 3	336-Lee	376-Spieth
Hole 4		
Hole 5	363-Kim	354-Yuan
Hole 6	344-Lee	324-Lee
Hole 7		
Hole 8	329-Holmes	325-Clark
Hole 9	336-Chappell	328-Champ
Hole 10	341-Champ	332-Lee
Hole 11	326-Gotterup	375-Norrman
Hole 12		
Hole 13	331-Im	364-Yuan
Hole 14	378-Montgomery	320-Burns
Hole 15	383-van Rooyen	330-Detry
Hole 16		
Hole 17	339-Gotterup	326-Vegas
Hole 18	343-Gotterup	346-Yuan
Most Fairways Hit	13-Galletti	13-Taylor, NeSmith
Most Greens in Regulation	17-Matsuyama, An, NeSmith, Novak	18-NeSmith
Approach Prox. To Hole	22' 10"-Scheffler	26' 7"-Vegas
Longest Putt Made	67' 4"-Hadley	88' 10"-Fox
Most 1 Putts	12-Young	13-Taylor



WM Phoenix Open

TPC Scottsdale (Stadium Course)



2024 WM Phoenix Open
 TPC Scottsdale (Stadium Course)
 Second Round Groupings and Starting Times
 Friday, February 9, 2024



TEE	#1				
12:25		Sam Stevens	Wichita, KS	70	70
		Harry Hall	Cornwall, England	70	70
		Andrew Novak	Sea Island, GA	65	65
12:36		Tyler Duncan	Columbus, IN	71	71
		Charley Hoffman	Rancho Santa Fe, CA	67	67
		Brandon Wu	Scarsdale, NY	73	73
12:47		Keith Mitchell	Chattanooga, TN	69	69
		Ben Martin	Greenville, SC	69	69
		Min Woo Lee	Perth, Australia	71	71
12:58		Nick Taylor	Abbotsford, B.C., Canada	60	60
		Kurt Kitayama	Chico, CA	68	68
		Brandt Snedeker	Franklin, TN	74	74
1:09		Nick Hardy	Northbrook, IL	71	71
		Stewart Cink	Atlanta, GA	71	71
		J.B. Holmes	Campbellsville, KY	76	76
1:20		Corey Connors	Listowel, ON, Canada	68	68
		Chez Reavie	Scottsdale, AZ	72	72
		K.H. Lee	Seoul, South Korea	74	74
1:31		Camilo Villegas	Medellin, Colombia	70	70
		Seamus Power	Waterford, Ireland	71	71
		Daniel Berger	Jupiter, FL	66	66
1:42		Kevin Stadler	Denver, CO	72	72
		Beau Hossler	Mission Viejo, CA	72	72
		Taylor Montgomery	Las Vegas, NV	69	69
1:53		Ryan Moore	Las Vegas, NV	72	72
		Doug Ghim	Arlington Heights, IL	65	65
		Justin Lower	Canal Fulton, OH	71	71
2:04		Troy Merritt	Eagle, ID	69	69
		Christiaan Bezuidenhout	Kempton Park, South Africa	67	67
		Justin Suh	San Jose, CA	68	68
2:15		Sami Valimaki	Nokia, Finland	69	69
		Adrien Dumont de Chassart	Villers la Ville, Belgium	72	72
		Jesse Mueller	Phoenix, AZ	71	71



2024 WM Phoenix Open
 TPC Scottsdale (Stadium Course)
 Second Round Groupings and Starting Times
 Friday, February 9, 2024



TEE	#10				
12:25	Bud Cauley	Palm Beach Gardens, FL	69	69	
	Sam Ryder	Longwood, FL	69	69	
	Thomas Detry	Brussels, Belgium	69	69	
12:36	Peter Malnati	Knoxville, TN	71	71	
	Chesson Hadley	Raleigh, NC	73	73	
	Zac Blair	Orem, UT	69	69	
12:47	Byeong Hun An	South Korea	70	70	
	Maverick McNealy	Las Vegas, NV	65	65	
	Will Gordon	Davidson, NC	70	70	
12:58	Wyndham Clark	Denver, CO	72	72	
	Scottie Scheffler	Dallas, TX	68	68	
	Hideki Matsuyama	Sendai, Japan	69	69	
1:09	Justin Thomas	Louisville, KY	69	69	
	Adam Scott	Gold Coast, Queensland, Australia	72	72	
	Cameron Young	Scarborough, NY	67	67	
1:20	Sam Burns	Shreveport, LA	68	68	
	Si Woo Kim	Seoul, South Korea	68	68	
	J.T. Poston	Sea Island, GA	70	70	
1:31	Chad Ramey	Fulton, MS	71	71	
	Cameron Champ	Sacramento, CA	70	70	
	Scott Stallings	Oak Ridge, TN	70	70	
1:42	Taylor Moore	Edmond, OK	69	69	
	Billy Horschel	Ponte Vedra Beach, FL	72	72	
	Zach Johnson	Cedar Rapids, IA	70	70	
1:53	Michael Kim	Dallas, TX	71	71	
	Jhonattan Vegas	Maturin, Venezuela	67	67	
	Matt NeSmith	Aiken, SC	70	70	
2:04	Mark Hubbard	Denver, CO	70	70	
	Robby Shelton	Wilmer, AL	69	69	
	Ryan Fox	New Zealand	66	66	
2:15	Jake Knapp	Costa Mesa, CA	68	68	
	Alexander Björk	Sweden, Sweden	68	68	
	Jim Knous	Basalt, CO	72	72	



2024 WM Phoenix Open
 TPC Scottsdale (Stadium Course)
 Second Round Groupings and Starting Times
 Friday, February 9, 2024



TEE	#1				
5:00		Nate Lashley	Scottsdale, AZ	71	71
		Kevin Yu	Taoyuan, Taiwan	69	69
		Tyson Alexander	Gainesville, FL	72	72
5:11		Robert MacIntyre	Scotland, Scotland	73	73
		Callum Tarren	Darlington, England	76	76
		Matti Schmid	Germany	75	75
5:22		Aaron Baddeley	Melbourne, Australia	69	69
		Eric Cole	Tequesta, FL	70	70
		Joseph Bramlett	Las Vegas, NV	73	73
5:33		Brian Harman	Sea Island, GA	71	71
		Max Homa	Valencia, CA	73	73
		Jordan Spieth	Dallas, TX	68	68
5:44		Grayson Murray	Raleigh, NC	72	72
		Tom Kim	Seoul, South Korea	74	74
		Rickie Fowler	Murrieta, CA	73	73
5:55		Matt Fitzpatrick	Sheffield, England	69	69
		Sungjae Im	Jeju-Si, Jeju-do, South Korea	70	70
		Shane Lowry	County Offaly, Ireland	67	67
6:06		Sahith Theegala	Chino Hills, CA	65	65
		Adam Svensson	Surrey, British Columbia, Canada	71	71
		Brendon Todd	Athens, GA	70	70
6:17		Luke List	Augusta, GA	72	72
		Gary Woodland	Topeka, KS	79	79
		Andrew Putnam	University Place, WA	73	73
6:28		C.T. Pan	Taiwan, Chinese Taipei	73	73
		Aaron Rai	England	76	76
		Vince Whaley	Alpharetta, GA	73	73
6:39		Lanto Griffin	Jacksonville Beach, FL	76	76
		S.H. Kim	South Korea	67	67
		Ben Taylor	London, England	72	72
6:50		Victor Perez	France	74	74
		Chris Gotterup	Little Silver, NJ	70	70
		Nicolo Galletti	Tempe, AZ	71	71



2024 WM Phoenix Open
 TPC Scottsdale (Stadium Course)
 Second Round Groupings and Starting Times
 Friday, February 9, 2024



TEE	#10				
5:00	Martin Laird	Glasgow, Scotland	69	69	
	David Lipsky	Las Vegas, NV	73	73	
5:11	Joel Dahmen	Clarkston, WA	69	69	
	Greyson Sigg	Augusta, GA	73	73	
	Carson Young	Greenville, SC	71	71	
5:22	Luke Donald	England	70	70	
	Alex Noren	Stockholm, Sweden	69	69	
	Davis Thompson	St. Simons Island, GA	69	69	
5:33	Akshay Bhatia	Wake Forest, NC	75	75	
	Vincent Norrman	Sweden	75	75	
	Emiliano Grillo	Argentina	71	71	
5:44	Erik van Rooyen	Johannesburg, South Africa	72	72	
	Harris English	Sea Island, GA	71	71	
	Adam Schenk	Vincennes, IN	70	70	
5:55	Matt Wallace	England	75	75	
	J.J. Spaun	Los Angeles, CA	74	74	
	Matt Kuchar	Jupiter, FL	75	75	
6:06	Ryo Hisatsune	Okayama, Japan	73	73	
	Nico Echavarria	Medellin, Colombia	76	76	
	Tom Hoge	Fargo, ND	70	70	
6:17	Lee Hodges	Athens, AL	71	71	
	Ryan Brehm	Mount Pleasant, MI	77	77	
	Adam Hadwin	Abbotsford, B.C., Canada	75	75	
6:28	Garrick Higgo	Stellenbosch, South Africa	73	73	
	Ben Griffin	Chapel Hill, NC	72	72	
	Dylan Wu	Medford, OR	76	76	
6:39	Denny McCarthy	Jupiter, FL	72	72	
	Hayden Buckley	Alpharetta, GA	70	70	
	Austin Eckroat	Edmond, OK	71	71	
6:50	Patton Kizzire	Sea Island, GA	76	76	
	Kevin Chappell	Fresno, CA	72	72	
	Ben Kohles	Cary, NC	75	75	



2024 WM Phoenix Open Second Round Top Players



Course	Hole	1	2	3	4	5	6	7	8	9	Out	10	11	12	13	14	15	16	17	18	In	Total	
TS TPC Scottsdale (Stadium)	Par	4	4	5	3	4	4	3	4	4	35	4	4	3	5	4	5	3	4	4	36	71	
<hr/>																							
1 Sahith Theegala		-13																					
Course		DD1	DD2	FH	GIR	SH	SS	PT	Strokes Gained Statistics						OTT	APR	ARG	T2G	PUT	TOT			
TS	Round 1	317	262	8	13	3	2	26	0.509	1.374	1.889	3.772	2.122	5.894									
TS	Round 2	302	280	9	16	0	0	28	0.785	2.937	-0.242	3.479	1.803	5.282									
TS	Round 1	4	③ ④	② ⑤	③	3	4	4	③	4	②	5	4	④	3	4	4	③	4	4	33	65	
TS	Round 2	4	③ ④	②	4	4	3	4	4	⑤	③	3	④	③ ④	3	③	4	③	4	32	64	129	
<hr/>																							
2 Andrew Novak		-12																					
Course		DD1	DD2	FH	GIR	SH	SS	PT	Strokes Gained Statistics						OTT	APR	ARG	T2G	PUT	TOT			
TS	Round 1	310	272	6	15	0	0	26	0.154	2.327	0.706	3.187	2.707	5.894									
TS	Round 2	295	304	8	17	1	1	29	0.768	2.358	0.380	3.505	0.777	4.282									
TS	Round 1	⑤	4 ④	3	4	4	②	4	4	③	4	④	②	③	4	③	4	③	4	31	65		
TS	Round 2	4	4 ④	② ③	4	3	③	4	③	4	④	4	5	3	③	4	③	4	③	4	34	65	130
<hr/>																							
Nick Taylor		-12																					
Course		DD1	DD2	FH	GIR	SH	SS	PT	Strokes Gained Statistics						OTT	APR	ARG	T2G	PUT	TOT			
TS	Round 1	303	267	13	16	1	1	23	2.206	1.464	0.076	3.746	7.148	10.894									
TS	Round 2	287	296	7	13	1	1	31	-0.692	-0.422	1.013	-0.102	-0.616	-0.718									
TS	Round 1	③	③ ④	3	③	4	3	③ ③	4	③	②	④	4	5	②	4	③	③	4	31	60		
TS	Round 2	⑤	4 5	3	4	4	3	4	4	③	4	3	5	4	5	3	③	4	③	4	34	70	130
<hr/>																							
4 Maverick McNealy		-10																					
Course		DD1	DD2	FH	GIR	SH	SS	PT	Strokes Gained Statistics						OTT	APR	ARG	T2G	PUT	TOT			
TS	Round 1	305	301	8	15	2	1	27	0.946	3.456	1.704	6.106	-0.212	5.894									
TS	Round 2	311	279	9	13	0	0	28	0.682	-0.364	1.664	1.981	0.301	2.282									
TS	Round 1	4	⑤ ④	②	4	③	3	4	③	③	4	④	③	④	4	5	3	③	③	3	33	65	
TS	Round 2	4	4 ④	3	4	③	3	⑤ ③	③	③	4	3	④	⑤	5	3	③	4	③	4	34	67	132

Strokes Gained Legend: OTT = Off the Tee APR = Approach the Green ARG = Around the Green T2G = Tee to Green PUT = Putting TOT = Total Strokes Gained



2024 WM Phoenix Open Second Round Top Players



Course	Hole	1	2	3	4	5	6	7	8	9	Out	10	11	12	13	14	15	16	17	18	In	Total
TS TPC Scottsdale (Stadium)	Par	4	4	5	3	4	4	3	4	4	35	4	4	3	5	4	5	3	4	4	36	71

5 Doug Ghim																							
Course		DD1	DD2	FH	GIR	SH	SS	PT	Strokes Gained Statistics														
		OTT	APR	ARG	T2G	PUT	TOT																
TS	Round 1	305	294	12	17	0	0	29	1.999	0.177	1.908	4.084	1.810									5.894	
TS	Round 2	286	288	6	15	1	0	30	-0.789	3.382	-1.183	1.409	-0.127									1.282	
TS	Round 1		4	③	5	3	4	⑤	3	③	4	34	4	4	④	③	4	④	②	③	③	31	65
TS	Round 2		③	⑤	5	3	4	4	②	③	4	33	4	4	3	5	4	5	②	4	4	35	68

6 Scottie Scheffler																							
Course		DD1	DD2	FH	GIR	SH	SS	PT	Strokes Gained Statistics														
		OTT	APR	ARG	T2G	PUT	TOT																
TS	Round 1	311	286	9	17	2	0	33	1.609	1.270	-0.594	2.285	0.609									2.894	
TS	Round 2	264	294	8	13	0	0	27	0.862	2.061	-0.266	2.656	0.626									3.282	
TS	Round 1		⑤	③	④	3	4	4	3	4	4	34	4	4	④	5	③	5	3	③	③	34	68
TS	Round 2		4	③	④	3	4	③	3	③	4	31	4	4	3	5	4	④	3	4	4	35	66

Justin Thomas																							
Course		DD1	DD2	FH	GIR	SH	SS	PT	Strokes Gained Statistics														
		OTT	APR	ARG	T2G	PUT	TOT																
TS	Round 1	307	283	5	13	2	1	30	0.751	1.644	0.568	2.963	-1.069									1.894	
TS	Round 2	271	283	9	13	2	0	26	1.365	0.053	0.821	2.238	2.044									4.282	
TS	Round 1		4	⑤	④	3	4	4	②	4	⑤	35	4	4	3	④	4	5	②	4	4	34	69
TS	Round 2		4	4	④	④	③	4	②	4	4	33	③	4	3	5	③	④	3	③	4	32	65

Cameron Young																							
Course		DD1	DD2	FH	GIR	SH	SS	PT	Strokes Gained Statistics														
		OTT	APR	ARG	T2G	PUT	TOT																
TS	Round 1	302	298	9	14	2	1	28	1.681	1.950	-0.897	2.734	1.160									3.894	
TS	Round 2	298	300	8	12	2	2	25	1.049	-0.906	-0.174	-0.032	2.314									2.282	
TS	Round 1		③	4	④	3	③	4	3	4	⑤	33	③	4	3	5	4	④	3	4	4	34	67

Strokes Gained Legend: OTT = Off the Tee APR = Approach the Green ARG = Around the Green T2G = Tee to Green PUT = Putting TOT = Total Strokes Gained





2024 WM Phoenix Open Second Round Top Players



Course	Hole	1	2	3	4	5	6	7	8	9	Out	10	11	12	13	14	15	16	17	18	In	Total		
TS TPC Scottsdale (Stadium)	Par	4	4	5	3	4	4	3	4	4	35	4	4	3	5	4	5	3	4	4	36	71		
TS	Round 2	4	4	④	3	4	4	3	4	③	33	4	⑤	④	④	4	④	3	③	③	34	67	134	
Ryan Fox		-8										Strokes Gained Statistics												
Course		DD1	DD2	FH	GIR	SH	SS	PT	OTT	APR	ARG	T2G	PUT	TOT										
TS	Round 1	295	298	8	15	3	2	30	1.273	2.559	0.007	3.839	1.055	4.894										
TS	Round 2	315	303	7	14	2	0	31	1.006	0.112	-0.097	1.020	0.262	1.282										
TS	Round 1	4	4	④	3	4	③	3	③	4	32	⑤	4	④	③	4	④	②	4	4	34	66		
TS	Round 2	4	4	④	3	③	4	3	4	4	33	4	4	3	④	⑤	④	④	4	③	35	68	134	
Jordan Spieth		-8										Strokes Gained Statistics												
Course		DD1	DD2	FH	GIR	SH	SS	PT	OTT	APR	ARG	T2G	PUT	TOT										
TS	Round 1	340	282	9	15	2	1	30	1.553	-2.261	1.904	1.196	1.698	2.894										
TS	Round 2	302	278	10	13	0	0	26	0.735	-0.756	1.290	1.268	2.014	3.282										
TS	Round 1	4	4	④	3	4	4	3	4	4	34	4	③	3	④	4	⑥	④	③	③	34	68		
TS	Round 2	4	4	5	3	③	4	3	⑤	⑤	36	③	4	②	④	4	④	3	②	②	4	30	66	134
11 Charley Hoffman		-7										Strokes Gained Statistics												
Course		DD1	DD2	FH	GIR	SH	SS	PT	OTT	APR	ARG	T2G	PUT	TOT										
TS	Round 1	335	274	9	15	1	1	30	0.199	3.203	-0.039	3.363	0.531	3.894										
TS	Round 2	295	302	10	14	1	0	30	1.147	-1.048	0.178	0.276	1.006	1.282										
TS	Round 1	4	③	④	3	4	③	3	4	4	32	4	③	3	④	4	⑥	3	4	4	35	67		
TS	Round 2	③	⑤	5	3	4	4	3	4	③	34	⑤	4	②	④	③	5	3	③	⑤	34	68	135	
Kurt Kitayama		-7										Strokes Gained Statistics												
Course		DD1	DD2	FH	GIR	SH	SS	PT	OTT	APR	ARG	T2G	PUT	TOT										
TS	Round 1	326	285	10	14	1	1	29	1.595	0.711	0.368	2.674	0.220	2.894										
TS	Round 2	298	317	7	13	0	0	27	0.490	-0.326	-1.370	-1.207	3.489	2.282										

Strokes Gained Legend: OTT = Off the Tee APR = Approach the Green ARG = Around the Green T2G = Tee to Green PUT = Putting TOT = Total Strokes Gained



2024 WM Phoenix Open Second Round Top Players



Course	Hole	1	2	3	4	5	6	7	8	9	Out	10	11	12	13	14	15	16	17	18	In	Total	
TS TPC Scottsdale (Stadium)	Par	4	4	5	3	4	4	3	4	4	35	4	4	3	5	4	5	3	4	4	36	71	
TS	Round 1	4	4	④	②	4	4	3	4	4	33	4	4	3	④	4	5	3	4	4	35	68	
TS	Round 2	③	4	④	3	4	4	3	4	③	32	4	4	②	④	4	5	3	⑤	4	35	67	135
Sam Burns		-7										Strokes Gained Statistics											
Course		DD1	DD2	FH	GIR	SH	SS	PT	OTT	APR	ARG	T2G	PUT	TOT									
TS	Round 1	304	320	7	13	2	1	29	1.358	0.083	-0.474	0.967	1.927	2.894									
TS	Round 2	275	305	9	15	2	1	30	0.969	-0.077	0.139	1.030	1.252	2.282									
TS	Round 1	③	4	5	3	4	4	④	③	4	34	③	4	3	5	4	④	3	4	4	34	68	
TS	Round 2	4	⑤	5	3	4	4	3	4	4	36	4	4	②	④	③	④	3	③	4	31	67	135
Daniel Berger		-7										Strokes Gained Statistics											
Course		DD1	DD2	FH	GIR	SH	SS	PT	OTT	APR	ARG	T2G	PUT	TOT									
TS	Round 1	316	290	10	14	0	0	26	1.770	0.787	-0.550	2.007	2.887	4.894									
TS	Round 2	284	274	9	15	0	0	32	-1.143	3.482	-1.401	0.937	-0.655	0.282									
TS	Round 1	4	②	④	④	4	③	②	4	4	31	4	4	④	4	5	②	4	4	35	66		
TS	Round 2	4	4	5	3	4	⑤	②	③	4	34	4	4	3	④	4	⑥	3	③	4	35	69	135
Jhonattan Vegas		-7										Strokes Gained Statistics											
Course		DD1	DD2	FH	GIR	SH	SS	PT	OTT	APR	ARG	T2G	PUT	TOT									
TS	Round 1	297	310	9	16	0	0	30	1.838	2.268	-0.228	3.878	0.016	3.894									
TS	Round 2	298	286	9	15	0	0	31	0.398	1.011	-0.644	0.764	0.518	1.282									
TS	Round 1	4	③	④	②	③	4	④	4	4	32	⑤	③	3	5	4	5	3	③	4	35	67	
TS	Round 2	4	4	5	3	4	4	3	③	⑤	35	4	4	3	④	4	5	②	③	4	33	68	135
Matt Fitzpatrick		-7										Strokes Gained Statistics											
Course		DD1	DD2	FH	GIR	SH	SS	PT	OTT	APR	ARG	T2G	PUT	TOT									
TS	Round 1	309	267	11	13	0	0	29	0.518	0.903	-0.004	1.417	0.477	1.894									
TS	Round 2	294	294	8	15	2	1	29	0.636	0.628	0.834	2.097	1.185	3.282									

Strokes Gained Legend: OTT = Off the Tee APR = Approach the Green ARG = Around the Green T2G = Tee to Green PUT = Putting TOT = Total Strokes Gained





2024 WM Phoenix Open Second Round Top Players



Course	Hole	1	2	3	4	5	6	7	8	9	Out	10	11	12	13	14	15	16	17	18	In	Total
TS TPC Scottsdale (Stadium)	Par	4	4	5	3	4	4	3	4	4	35	4	4	3	5	4	5	3	4	4	36	71

TS	Round 1	4	4	④	②	4	⑤	④	4	4	35	4	4	②	④	4	5	3	⑤	③	34	69	
TS	Round 2	4	⑤	④	3	4	4	②	4	⑤	35	4	4	3	④	③	④	②	③	4	31	66	135

17 Sam Stevens

-6

Strokes Gained Statistics

Course	DD1	DD2	FH	GIR	SH	SS	PT	OTT	APR	ARG	T2G	PUT	TOT									
TS Round 1	321	286	8	14	1	1	31	1.548	0.179	-0.332	1.395	-0.501	0.894									
TS Round 2	300	301	9	14	0	0	27	0.758	0.157	0.098	1.012	2.270	3.282									
TS Round 1	⑤	4	⑥	3	③	③	3	③	4	34	4	4	3	5	4	5	3	4	4	36	70	
TS Round 2	4	③	⑥	3	③	4	3	4	③	33	4	4	3	5	③	④	3	4	③	33	66	136

Si Woo Kim

-6

Strokes Gained Statistics

Course	DD1	DD2	FH	GIR	SH	SS	PT	OTT	APR	ARG	T2G	PUT	TOT									
TS Round 1	283	298	12	14	2	1	30	1.348	0.587	1.057	2.992	-0.098	2.894									
TS Round 2	284	299	12	13	2	2	28	0.963	-0.936	0.419	0.445	0.837	1.282									
TS Round 1	4	4	④	3	4	4	3	4	4	34	4	4	3	5	4	③	3	③	⑤	34	68	
TS Round 2	4	③	⑥	3	⑤	4	3	4	4	36	③	⑤	3	④	4	④	②	③	4	32	68	136

Justin Suh

-6

Strokes Gained Statistics

Course	DD1	DD2	FH	GIR	SH	SS	PT	OTT	APR	ARG	T2G	PUT	TOT									
TS Round 1	301	276	9	14	0	0	29	1.076	1.020	-1.669	0.427	2.467	2.894									
TS Round 2	296	278	8	14	0	0	28	-1.300	1.257	0.619	0.575	0.707	1.282									
TS Round 1	4	4	④	②	4	4	3	⑤	⑤	35	③	4	3	④	4	④	3	4	4	33	68	
TS Round 2	③	4	④	④	⑤	4	②	⑤	③	34	4	4	3	④	③	5	3	4	4	34	68	136

Jake Knapp

-6

Strokes Gained Statistics

Course	DD1	DD2	FH	GIR	SH	SS	PT	OTT	APR	ARG	T2G	PUT	TOT
TS Round 1	317	300	8	14	1	1	29	0.398	1.280	0.341	2.019	0.875	2.894

Strokes Gained Legend: OTT = Off the Tee APR = Approach the Green ARG = Around the Green T2G = Tee to Green PUT = Putting TOT = Total Strokes Gained





2024 WM Phoenix Open
Second Round Top Players



Course	Hole	1	2	3	4	5	6	7	8	9	Out	10	11	12	13	14	15	16	17	18	In	Total
TS TPC Scottsdale (Stadium)	Par	4	4	5	3	4	4	3	4	4	35	4	4	3	5	4	5	3	4	4	36	71

TS	Round 2	328	297	6	15	0	0	31				-0.120	1.196	-0.087	0.988	0.294	1.282						
TS	Round 1	4	4	④	3	4	4	3	4	③	33	③	⑤	3	④	4	5	3	4	4	35	68	
TS	Round 2	4	⑤	④	④	4	4	3	③	4	35	4	③	②	5	4	④	3	4	4	33	68	136

Davis Thompson -6

Course	DD1	DD2	FH	GIR	SH	SS	PT	OTT	APR	ARG	T2G	PUT	TOT									
TS Round 1	363	259	7	14	0	0	31	-0.295	2.869	-0.308	2.266	-0.372	1.894									
TS Round 2	309	271	8	16	1	0	30	0.394	1.414	0.440	2.247	0.035	2.282									
TS Round 1	⑤	4	④	④	4	③	3	4	4	35	4	4	3	④	③	④	3	⑤	4	34	69	
TS Round 2	③	⑤	④	3	4	4	3	4	4	34	4	③	3	④	4	5	3	③	4	33	67	136

Strokes Gained Statistics

S.H. Kim -6

Course	DD1	DD2	FH	GIR	SH	SS	PT	OTT	APR	ARG	T2G	PUT	TOT									
TS Round 1	330	248	10	12	2	2	27	1.156	0.148	1.196	2.500	1.394	3.894									
TS Round 2	298	276	7	12	2	0	31	0.303	-0.578	-0.565	-0.841	1.123	0.282									
TS Round 1	③	⑤	5	3	③	③	3	⑤	⑤	35	4	4	②	③	4	5	3	4	③	32	67	
TS Round 2	③	⑤	④	3	4	4	④	4	③	34	4	⑤	3	④	4	④	④	③	4	35	69	136

Strokes Gained Statistics

23 Bud Cauley -5

Course	DD1	DD2	FH	GIR	SH	SS	PT	OTT	APR	ARG	T2G	PUT	TOT									
TS Round 1	287	296	7	15	0	0	31	0.512	2.089	-0.215	2.386	-0.492	1.894									
TS Round 2	267	288	9	14	1	1	29	0.188	0.152	0.896	1.235	0.047	1.282									
TS Round 1	4	4	④	3	4	4	3	4	⑤	35	4	4	3	④	4	④	3	4	4	34	69	
TS Round 2	4	4	④	3	③	4	3	4	4	33	4	4	3	④	⑤	④	3	4	4	35	68	137

Strokes Gained Statistics

Thomas Detry -5

Course	DD1	DD2	FH	GIR	SH	SS	PT	OTT	APR	ARG	T2G	PUT	TOT
--------	-----	-----	----	-----	----	----	----	-----	-----	-----	-----	-----	-----

Strokes Gained Statistics

Strokes Gained Legend: OTT = Off the Tee APR = Approach the Green ARG = Around the Green T2G = Tee to Green PUT = Putting TOT = Total Strokes Gained





2024 WM Phoenix Open Second Round Top Players



Course	Hole	1	2	3	4	5	6	7	8	9	Out	10	11	12	13	14	15	16	17	18	In	Total		
TS TPC Scottsdale (Stadium)	Par	4	4	5	3	4	4	3	4	4	35	4	4	3	5	4	5	3	4	4	36	71		
TS	Round 1	304	307	10	12	3	1	28				2.005	0.656	-1.003	1.658	0.236	1.894							
TS	Round 2	296	287	7	12	1	1	27				1.033	-3.116	1.676	-0.408	1.690	1.282							
TS	Round 1		4	4	6	3	5	4	4	4	5	39	3	3	3	4	3	4	2	3	5	30	69	
TS	Round 2		4	4	4	2	5	4	3	4	4	34	4	4	3	4	5	3	3	3	3	34	68	137
Zac Blair						-5						Strokes Gained Statistics												
Course		DD1	DD2	FH	GIR	SH	SS	PT				OTT	APR	ARG	T2G	PUT	TOT							
TS	Round 1	287	274	12	15	3	2	32				0.926	2.267	0.025	3.218	-1.324	1.894							
TS	Round 2	258	274	8	15	1	0	30				-1.267	0.381	-0.341	-1.228	2.510	1.282							
TS	Round 1		3	4	5	3	4	4	3	4	4	34	4	4	3	4	5	4	3	4	4	35	69	
TS	Round 2		4	4	5	3	4	4	3	4	4	35	4	3	4	4	5	2	5	3	3	33	68	137
Keith Mitchell						-5						Strokes Gained Statistics												
Course		DD1	DD2	FH	GIR	SH	SS	PT				OTT	APR	ARG	T2G	PUT	TOT							
TS	Round 1	316	276	8	14	2	0	32				1.151	1.823	-0.794	2.180	-0.286	1.894							
TS	Round 2	299	301	8	16	1	1	33				0.884	0.628	-0.231	1.280	0.002	1.282							
TS	Round 1		4	4	5	3	4	3	3	4	4	34	5	4	2	3	4	6	3	4	4	35	69	
TS	Round 2		4	4	4	3	4	4	3	5	4	35	4	4	3	4	5	3	4	3	3	33	68	137
Wyndham Clark						-5						Strokes Gained Statistics												
Course		DD1	DD2	FH	GIR	SH	SS	PT				OTT	APR	ARG	T2G	PUT	TOT							
TS	Round 1	320	308	4	10	1	1	30				-1.580	1.117	-0.747	-1.210	0.104	-1.106							
TS	Round 2	310	300	8	15	0	0	28				0.757	2.487	0.055	3.298	0.984	4.282							
TS	Round 1		5	4	3	2	5	5	4	3	4	35	4	4	3	5	4	5	3	5	4	37	72	
TS	Round 2		4	4	4	3	4	4	3	4	4	34	4	3	3	3	4	4	3	4	4	31	65	137

Strokes Gained Legend: OTT = Off the Tee APR = Approach the Green ARG = Around the Green T2G = Tee to Green PUT = Putting TOT = Total Strokes Gained



2024 WM Phoenix Open Second Round Top Players



Course	Hole	1	2	3	4	5	6	7	8	9	Out	10	11	12	13	14	15	16	17	18	In	Total		
TS	TPC Scottsdale (Stadium)	Par	4	4	5	3	4	4	3	4	4	35	4	4	3	5	4	5	3	4	4	36	71	
Hideki Matsuyama		-5																						
Course		DD1	DD2	FH	GIR	SH	SS	PT	Strokes Gained Statistics															
									OTT	APR	ARG	T2G	PUT	TOT										
TS	Round 1	301	294	7	11	2	2	25	-0.728	-2.784	1.804	-1.708	3.602	1.894										
TS	Round 2	290	298	9	17	1	1	32	0.308	1.579	0.322	2.208	-0.926	1.282										
TS	Round 1		③	⑥	③	3	③	4	④	⑤	4	35	4	③	⑤	④	③	5	②	4	4	34	69	
TS	Round 2		4	4	④	3	4	4	3	4	4	34	4	4	3	5	4	④	3	③	4	34	68	137
Nick Hardy		-5																						
Course		DD1	DD2	FH	GIR	SH	SS	PT	Strokes Gained Statistics															
									OTT	APR	ARG	T2G	PUT	TOT										
TS	Round 1	313	285	8	14	1	0	33	0.022	0.418	0.746	1.186	-1.292	-0.106										
TS	Round 2	293	334	11	13	3	2	27	1.700	-0.374	0.824	2.149	1.133	3.282										
TS	Round 1		4	4	5	3	③	4	3	⑤	4	35	4	4	④	5	4	5	3	4	③	36	71	
TS	Round 2		4	4	5	②	4	③	3	4	⑤	34	4	4	3	④	③	④	3	③	4	32	66	137
Corey Conners		-5																						
Course		DD1	DD2	FH	GIR	SH	SS	PT	Strokes Gained Statistics															
									OTT	APR	ARG	T2G	PUT	TOT										
TS	Round 1	311	274	11	13	2	1	28	1.321	0.007	-0.163	1.165	1.729	2.894										
TS	Round 2	295	297	12	16	1	1	33	1.817	0.803	-0.525	2.094	-1.812	0.282										
TS	Round 1		4	③	5	3	③	4	3	4	⑤	34	③	4	④	5	4	5	②	③	4	34	68	
TS	Round 2		4	4	④	3	4	4	3	⑤	4	35	4	4	3	④	4	5	3	③	4	34	69	137
Taylor Montgomery		-5																						
Course		DD1	DD2	FH	GIR	SH	SS	PT	Strokes Gained Statistics															
									OTT	APR	ARG	T2G	PUT	TOT										
TS	Round 1	305	254	6	14	0	0	29	-2.034	1.744	0.534	0.244	1.650	1.894										
TS	Round 2	283	378	7	15	0	0	31	0.884	0.187	0.088	1.158	0.124	1.282										
TS	Round 1		4	4	5	②	4	4	3	4	4	34	③	4	3	④	4	⑦	3	③	4	35	69	
TS	Round 2		4	③	④	3	4	4	3	4	4	33	4	⑤	3	④	4	5	3	③	4	35	68	137

Strokes Gained Legend: OTT = Off the Tee APR = Approach the Green ARG = Around the Green T2G = Tee to Green PUT = Putting TOT = Total Strokes Gained



2024 WM Phoenix Open Second Round Top Players



Course	Hole	1	2	3	4	5	6	7	8	9	Out	10	11	12	13	14	15	16	17	18	In	Total
TS TPC Scottsdale (Stadium)	Par	4	4	5	3	4	4	3	4	4	35	4	4	3	5	4	5	3	4	4	36	71

Joel Dahmen -5

Course		DD1	DD2	FH	GIR	SH	SS	PT	Strokes Gained Statistics						TOT
		OTT	APR	ARG	T2G	PUT							TOT		
TS	Round 1	320	244	10	13	0	0	29	1.205	-1.538	0.292	-0.041	1.935	1.894	
TS	Round 2	286	281	9	15	1	1	30	0.066	1.528	-0.565	1.028	0.254	1.282	
TS	Round 1		③ 4 5	② 4 4	3 4 4	3 4 4	33	4 ③ 3	5 ⑤ 5	3 4 4	36	69			
TS	Round 2		③ 4 5	3 4 ③	3 4 ③	32	4 4 3	5 ⑤ 5	② 4 4	36	68	137			

Shane Lowry -5

Course		DD1	DD2	FH	GIR	SH	SS	PT	Strokes Gained Statistics						TOT
		OTT	APR	ARG	T2G	PUT							TOT		
TS	Round 1	316	257	7	12	1	0	26	-0.714	1.913	0.641	1.840	2.054	3.894	
TS	Round 2	292	271	10	12	2	1	30	0.689	-1.358	0.637	-0.033	-0.685	-0.718	
TS	Round 1		4 ⑤ 5	3 4 4	3 4 4	36	③ ③ 3	④ 4 ④	④ ③ ③	31	67				
TS	Round 2		4 4 ④	3 4 4	④ 4 4	35	4 ③ 3	5 ⑤ 5	3 ③ 4	35	70	137			

34 Tyler Duncan -4

Course		DD1	DD2	FH	GIR	SH	SS	PT	Strokes Gained Statistics						TOT
		OTT	APR	ARG	T2G	PUT							TOT		
TS	Round 1	316	281	7	13	1	1	32	0.523	-0.710	0.262	0.075	-0.181	-0.106	
TS	Round 2	293	303	11	16	0	0	30	0.906	1.262	-0.109	2.058	0.224	2.282	
TS	Round 1		4 4 ④	3 4 4	④ 4 4	35	4 ⑤ 3	④ 4 5	3 4 4	36	71				
TS	Round 2		4 4 ④	② 4 4	④ 4 4	34	4 4 ②	④ 4 ④	3 4 4	33	67	138			

Byeong Hun An -4

Course		DD1	DD2	FH	GIR	SH	SS	PT	Strokes Gained Statistics						TOT
		OTT	APR	ARG	T2G	PUT							TOT		
TS	Round 1	316	290	7	11	1	1	29	0.932	-0.219	-0.239	0.474	0.420	0.894	
TS	Round 2	317	305	7	17	0	0	32	0.951	1.086	-0.204	1.832	-0.550	1.282	
TS	Round 1		⑤ ⑤ ④	② 4 ⑤	3 4 ③	35	4 ③ ②	5 4 ⑥	④ ③ 4	35	70				

Strokes Gained Legend: OTT = Off the Tee APR = Approach the Green ARG = Around the Green T2G = Tee to Green PUT = Putting TOT = Total Strokes Gained



2024 WM Phoenix Open Second Round Top Players



Course	Hole	1	2	3	4	5	6	7	8	9	Out	10	11	12	13	14	15	16	17	18	In	Total		
TS TPC Scottsdale (Stadium)	Par	4	4	5	3	4	4	3	4	4	35	4	4	3	5	4	5	3	4	4	36	71		
TS	Round 2	4	4	5	3	③	③	3	4	4	33	⑤	4	3	④	③	⑥	3	③	4	35	68	138	
Beau Hossler		-4										Strokes Gained Statistics												
Course		DD1	DD2	FH	GIR	SH	SS	PT				OTT	APR	ARG	T2G	PUT	TOT							
TS	Round 1	305	297	9	14	1	1	33				-0.509	0.788	-0.160	0.119	-1.225	-1.106							
TS	Round 2	289	312	10	13	1	1	26				1.186	-0.006	0.160	1.339	1.943	3.282							
TS	Round 1	4	⑥	5	3	4	4	④	4	4	38	4	⑤	3	④	4	④	②	4	4	34	72		
TS	Round 2	4	⑤	④	3	4	4	3	③	③	33	4	4	②	④	4	④	④	④	③	4	33	66	138
Adrien Dumont de Chassart		-4										Strokes Gained Statistics												
Course		DD1	DD2	FH	GIR	SH	SS	PT				OTT	APR	ARG	T2G	PUT	TOT							
TS	Round 1	307	284	9	13	0	0	32				-0.086	-0.829	0.549	-0.366	-0.740	-1.106							
TS	Round 2	311	289	11	14	1	0	28				1.972	0.025	-0.254	1.742	1.540	3.282							
TS	Round 1		③	③	5	④	4	4	3	4	4	4	4	3	5	⑤	5	3	4	⑤	38	72		
TS	Round 2		③	③	5	3	4	③	④	4	4	33	③	4	3	④	4	5	3	③	4	33	66	138
Jim Knous		-4										Strokes Gained Statistics												
Course		DD1	DD2	FH	GIR	SH	SS	PT				OTT	APR	ARG	T2G	PUT	TOT							
TS	Round 1	306	293	7	11	3	1	30				0.529	-0.455	0.110	0.184	-1.290	-1.106							
TS	Round 2	264	308	7	13	1	1	26				-0.513	-0.503	2.470	1.453	1.829	3.282							
TS	Round 1		4	4	⑥	3	⑤	4	3	③	4	36	③	4	3	5	4	5	3	⑤	4	36	72	
TS	Round 2		③	③	④	3	⑤	③	3	⑤	③	32	③	4	3	5	4	5	3	4	③	34	66	138
Martin Laird		-4										Strokes Gained Statistics												
Course		DD1	DD2	FH	GIR	SH	SS	PT				OTT	APR	ARG	T2G	PUT	TOT							
TS	Round 1	336	254	9	13	0	0	29				-0.361	-0.529	0.348	-0.542	2.436	1.894							
TS	Round 2	296	305	7	13	0	0	29				-0.472	-0.839	2.500	1.188	-0.906	0.282							

Strokes Gained Legend: OTT = Off the Tee APR = Approach the Green ARG = Around the Green T2G = Tee to Green PUT = Putting TOT = Total Strokes Gained



2024 WM Phoenix Open Second Round Top Players



Course	Hole	1	2	3	4	5	6	7	8	9	Out	10	11	12	13	14	15	16	17	18	In	Total	
TS TPC Scottsdale (Stadium)	Par	4	4	5	3	4	4	3	4	4	35	4	4	3	5	4	5	3	4	4	36	71	
TS	Round 1	4	4	5	3	5	4	3	4	4	36	3	4	3	3	5	5	2	4	4	33	69	
TS	Round 2	4	4	5	3	4	4	3	4	3	34	4	4	4	4	4	5	2	4	4	35	69	138
Carson Young		-4										Strokes Gained Statistics											
Course		DD1	DD2	FH	GIR	SH	SS	PT							OTT	APR	ARG	T2G	PUT	TOT			
TS	Round 1	320	259	10	15	0	0	33							0.835	-0.272	0.343	0.906	-1.012	-0.106			
TS	Round 2	298	287	5	15	1	0	29							-0.324	0.264	1.004	0.943	1.339	2.282			
TS	Round 1	4	4	4	4	4	3	4	4	35	4	4	3	5	4	6	2	4	4	36	71		
TS	Round 2	4	5	5	2	3	3	3	4	4	33	4	3	3	5	4	4	3	4	4	34	67	138
Harris English		-4										Strokes Gained Statistics											
Course		DD1	DD2	FH	GIR	SH	SS	PT							OTT	APR	ARG	T2G	PUT	TOT			
TS	Round 1	346	254	11	12	1	1	30							1.358	-1.509	-0.260	-0.411	0.305	-0.106			
TS	Round 2	278	277	11	15	0	0	30							1.032	-0.394	1.031	1.668	0.614	2.282			
TS	Round 1	4	4	4	3	4	5	3	4	5	36	4	4	3	3	5	5	3	4	4	35	71	
TS	Round 2	4	4	3	3	5	4	2	4	4	33	4	4	4	5	3	4	3	3	4	34	67	138
Brendon Todd		-4										Strokes Gained Statistics											
Course		DD1	DD2	FH	GIR	SH	SS	PT							OTT	APR	ARG	T2G	PUT	TOT			
TS	Round 1	301	237	9	10	3	2	27							-0.373	-1.295	0.186	-1.482	2.376	0.894			
TS	Round 2	272	282	9	13	3	3	28							-0.312	-1.420	0.025	-1.708	2.990	1.282			
TS	Round 1	4	4	5	3	4	3	3	5	34	4	3	3	5	5	6	3	4	3	36	70		
TS	Round 2	4	4	4	3	4	4	3	4	4	34	3	6	2	5	4	4	2	4	4	34	68	138
Nicolo Galletti		-4										Strokes Gained Statistics											
Course		DD1	DD2	FH	GIR	SH	SS	PT							OTT	APR	ARG	T2G	PUT	TOT			
TS	Round 1	296	233	10	13	0	0	31							0.107	1.121	-0.215	1.013	-1.119	-0.106			
TS	Round 2	280	280	13	16	2	1	30							0.605	1.434	-0.285	1.753	0.529	2.282			

Strokes Gained Legend: OTT = Off the Tee APR = Approach the Green ARG = Around the Green T2G = Tee to Green PUT = Putting TOT = Total Strokes Gained



2024 WM Phoenix Open
Second Round Top Players



Course	Hole	1	2	3	4	5	6	7	8	9	Out	10	11	12	13	14	15	16	17	18	In	Total
TS TPC Scottsdale (Stadium)	Par	4	4	5	3	4	4	3	4	4	35	4	4	3	5	4	5	3	4	4	36	71

TS	Round 1	4	4	5	②	③	⑤	3	4	4	34	4	4	3	5	⑤	5	3	4	4	37	71	
TS	Round 2	③	⑤	5	3	4	4	3	4	4	35	③	③	②	5	4	5	②	4	4	32	67	138

44 Taylor Moore -3

Course	DD1	DD2	FH	GIR	SH	SS	PT	Strokes Gained Statistics														
	OTT	APR	ARG	T2G	PUT	TOT																
TS Round 1	305	314	9	13	1	1	29	1.201	-0.026	2.625	3.800	-1.906	1.894									
TS Round 2	293	289	6	14	0	0	30	-1.416	0.989	-0.253	-0.681	-0.037	-0.718									
TS Round 1	4	4	④	3	③	4	3	4	4	33	4	4	3	5	4	⑥	②	4	4	36	69	
TS Round 2	4	⑥	5	3	4	4	3	4	4	37	4	4	3	④	4	④	3	③	4	33	70	139

Billy Horschel -3

Course	DD1	DD2	FH	GIR	SH	SS	PT	Strokes Gained Statistics														
	OTT	APR	ARG	T2G	PUT	TOT																
TS Round 1	290	294	8	13	2	1	31	-0.826	0.938	-1.355	-1.243	0.137	-1.106									
TS Round 2	280	281	11	16	1	0	30	0.919	0.457	-0.347	1.028	1.254	2.282									
TS Round 1	4	4	④	3	⑤	4	3	4	4	35	③	4	3	5	⑥	5	3	③	⑤	37	72	
TS Round 2	4	4	④	3	4	4	②	4	4	33	4	4	3	5	③	5	3	③	4	34	67	139

Matt NeSmith -3

Course	DD1	DD2	FH	GIR	SH	SS	PT	Strokes Gained Statistics														
	OTT	APR	ARG	T2G	PUT	TOT																
TS Round 1	291	288	13	18	0	0	35	1.915	-0.173	-0.035	1.707	-0.813	0.894									
TS Round 2	292	275	11	17	1	0	33	1.167	-0.176	-0.617	0.373	-0.091	0.282									
TS Round 1	4	4	5	3	4	4	3	4	4	35	③	4	3	5	4	5	3	4	4	35	70	
TS Round 2	4	4	5	3	4	4	3	4	③	34	4	4	3	5	4	5	3	③	4	35	69	139

Christiaan Bezuidenhout -3

Course	DD1	DD2	FH	GIR	SH	SS	PT	Strokes Gained Statistics							
	OTT	APR	ARG	T2G	PUT	TOT									
TS Round 1	288	290	8	15	0	0	29	0.444	3.961	0.664	5.069	-1.175	3.894		

Strokes Gained Legend: OTT = Off the Tee APR = Approach the Green ARG = Around the Green T2G = Tee to Green PUT = Putting TOT = Total Strokes Gained





2024 WM Phoenix Open
Second Round Top Players



Course	Hole	1	2	3	4	5	6	7	8	9	Out	10	11	12	13	14	15	16	17	18	In	Total	
TS TPC Scottsdale (Stadium)	Par	4	4	5	3	4	4	3	4	4	35	4	4	3	5	4	5	3	4	4	36	71	
TS	Round 2	286	283	6	12	1	1	30				-1.120	0.146	0.827	-0.148	-2.570	-2.718						
TS	Round 1	4	5	3	4	3	4	4	3	4	33	4	4	3	4	4	3	3	5	34	67		
TS	Round 2	4	4	6	4	5	4	3	3	5	38	3	4	3	4	4	5	3	4	4	34	72	139
Robby Shelton		-3										Strokes Gained Statistics											
Course		DD1	DD2	FH	GIR	SH	SS	PT	OTT	APR	ARG	T2G	PUT	TOT									
TS	Round 1	291	280	10	11	2	2	29	1.035	-1.266	1.498	1.267	0.627	1.894									
TS	Round 2	290	279	5	12	4	2	29	-2.087	0.179	0.280	-1.629	0.911	-0.718									
TS	Round 1	4	4	5	3	4	4	4	3	4	3	4	4	4	3	4	4	3	3	5	33	69	
TS	Round 2	4	5	5	3	4	5	3	3	4	3	4	4	3	3	4	4	3	3	4	33	70	139
Sami Valimaki		-3										Strokes Gained Statistics											
Course		DD1	DD2	FH	GIR	SH	SS	PT	OTT	APR	ARG	T2G	PUT	TOT									
TS	Round 1	297	291	7	14	1	1	31	0.990	1.375	1.204	3.569	-1.675	1.894									
TS	Round 2	292	302	8	15	0	0	33	-0.558	0.769	-0.111	0.099	-0.817	-0.718									
TS	Round 1	4	4	3	3	4	4	3	4	4	3	5	4	5	2	3	4	3	3	4	34	69	
TS	Round 2	4	3	4	3	3	5	2	3	4	3	7	4	5	3	4	5	3	4	5	39	70	139
Jesse Mueller		-3										Strokes Gained Statistics											
Course		DD1	DD2	FH	GIR	SH	SS	PT	OTT	APR	ARG	T2G	PUT	TOT									
TS	Round 1	265	279	8	13	1	0	31	0.466	-1.342	-0.311	-1.187	1.081	-0.106									
TS	Round 2	287	320	9	13	0	0	27	-0.028	-0.403	-0.766	-1.198	2.480	1.282									
TS	Round 1	4	3	5	2	5	3	4	4	5	3	5	4	5	4	4	4	4	4	4	37	71	
TS	Round 2	4	4	4	3	3	5	2	4	4	3	4	4	4	3	4	4	3	4	4	35	68	139
Eric Cole		-3										Strokes Gained Statistics											
Course		DD1	DD2	FH	GIR	SH	SS	PT	OTT	APR	ARG	T2G	PUT	TOT									

Strokes Gained Legend: OTT = Off the Tee APR = Approach the Green ARG = Around the Green T2G = Tee to Green PUT = Putting TOT = Total Strokes Gained





2024 WM Phoenix Open
Second Round Top Players



Course	Hole	1	2	3	4	5	6	7	8	9	Out	10	11	12	13	14	15	16	17	18	In	Total		
TS TPC Scottsdale (Stadium)	Par	4	4	5	3	4	4	3	4	4	35	4	4	3	5	4	5	3	4	4	36	71		
TS	Round 1	299	274	10	11	0	0	0	0	29		0.649	-1.155	-0.415	-0.921	1.815	0.894							
TS	Round 2	275	287	7	12	0	0	0	0	28		0.021	0.183	-0.329	-0.126	0.408	0.282							
TS	Round 1		4	4	④	3	4	4	3	4	4	34	4	4	3	④	4	5	④	4	4	36	70	
TS	Round 2		4	③	④	3	4	4	3	⑤	4	34	4	4	3	④	⑤	5	3	③	4	35	69	139
Emiliano Grillo		-3																						
Course		DD1	DD2	FH	GIR	SH	SS	PT	Strokes Gained Statistics						OTT	APR	ARG	T2G	PUT	TOT				
TS	Round 1	349	251	8	14	0	0	33	-0.280	2.286	-0.038	1.968	-2.074	-0.106										
TS	Round 2	255	272	10	16	0	0	31	0.216	-0.201	-0.478	-0.464	1.746	1.282										
TS	Round 1		4	4	5	3	4	⑤	3	⑤	4	37	4	4	3	④	4	5	②	4	4	34	71	
TS	Round 2		4	4	5	3	4	⑤	3	4	4	36	③	4	②	5	4	④	②	4	4	32	68	139
Adam Schenk		-3																						
Course		DD1	DD2	FH	GIR	SH	SS	PT	Strokes Gained Statistics						OTT	APR	ARG	T2G	PUT	TOT				
TS	Round 1	344	273	8	10	2	1	28	-0.854	0.250	1.700	1.096	-0.202	0.894										
TS	Round 2	306	289	8	14	0	0	30	0.183	0.205	0.132	0.519	-0.237	0.282										
TS	Round 1		4	⑤	④	④	③	4	④	4	4	36	4	4	3	④	⑤	5	3	③	③	34	70	
TS	Round 2		4	4	5	②	4	4	3	⑤	4	35	4	⑤	②	5	4	5	3	③	③	34	69	139
Matt Wallace		-3																						
Course		DD1	DD2	FH	GIR	SH	SS	PT	Strokes Gained Statistics						OTT	APR	ARG	T2G	PUT	TOT				
TS	Round 1	301	254	6	9	1	0	31	0.238	-1.437	0.725	-0.474	-3.632	-4.106										
TS	Round 2	302	281	9	16	2	2	29	0.264	3.642	0.831	4.736	0.546	5.282										
TS	Round 1		4	4	5	3	4	4	④	4	4	36	4	4	④	④	⑤	5	④	4	⑤	39	75	
TS	Round 2		4	4	④	②	③	4	3	4	4	32	③	4	3	④	4	④	3	③	4	32	64	139

Strokes Gained Legend: OTT = Off the Tee APR = Approach the Green ARG = Around the Green T2G = Tee to Green PUT = Putting TOT = Total Strokes Gained





2024 WM Phoenix Open
Second Round Top Players



Course	Hole	1	2	3	4	5	6	7	8	9	Out	10	11	12	13	14	15	16	17	18	In	Total
TS TPC Scottsdale (Stadium)	Par	4	4	5	3	4	4	3	4	4	35	4	4	3	5	4	5	3	4	4	36	71

Ben Griffin -3

Course		DD1	DD2	FH	GIR	SH	SS	PT	Strokes Gained Statistics						TOT							
		OTT	APR	ARG	T2G	PUT																
TS	Round 1	312	275	9	11	2	1	30	0.109	-0.508	-0.168	-0.567	-0.539	-1.106								
TS	Round 2	293	279	10	12	1	1	27	0.248	-1.052	1.735	0.930	1.352	2.282								
TS	Round 1	4	5	4	4	4	3	4	4	37	4	4	3	5	4	5	3	3	4	35	72	
TS	Round 2	4	3	4	3	4	4	3	4	33	4	3	3	5	3	6	3	4	3	34	67	139

Hayden Buckley -3

Course		DD1	DD2	FH	GIR	SH	SS	PT	Strokes Gained Statistics						TOT							
		OTT	APR	ARG	T2G	PUT																
TS	Round 1	278	272	8	12	2	2	29	0.342	-0.736	0.428	0.034	0.860	0.894								
TS	Round 2	293	269	9	11	0	0	26	-0.351	-2.134	1.651	-0.835	1.117	0.282								
TS	Round 1	4	4	4	3	4	4	2	4	4	33	4	4	3	5	5	2	4	5	37	70	
TS	Round 2	4	4	5	3	5	4	2	5	4	36	4	4	3	4	4	3	3	4	33	69	139

57 Harry Hall -2

Course		DD1	DD2	FH	GIR	SH	SS	PT	Strokes Gained Statistics						TOT							
		OTT	APR	ARG	T2G	PUT																
TS	Round 1	308	284	7	12	1	1	31	0.854	-0.514	1.453	1.793	-0.899	0.894								
TS	Round 2	291	298	4	14	1	1	32	-1.265	2.644	-1.242	0.136	-0.854	-0.718								
TS	Round 1	4	4	4	2	4	4	3	4	4	33	5	3	4	4	3	5	4	37	70		
TS	Round 2	4	5	4	4	3	3	5	4	35	4	5	3	3	3	5	3	4	5	35	70	140

Min Woo Lee -2

Course		DD1	DD2	FH	GIR	SH	SS	PT	Strokes Gained Statistics						TOT							
		OTT	APR	ARG	T2G	PUT																
TS	Round 1	324	283	6	15	0	0	35	0.909	0.954	-0.838	1.025	-1.131	-0.106								
TS	Round 2	316	315	10	11	2	1	29	1.192	-0.179	0.745	1.757	-1.475	0.282								
TS	Round 1	4	4	5	3	3	4	5	4	35	4	4	3	6	4	4	3	4	4	36	71	
TS	Round 2	4	5	3	2	4	4	4	4	34	4	4	3	4	4	4	4	4	4	35	69	140

Strokes Gained Legend: OTT = Off the Tee APR = Approach the Green ARG = Around the Green T2G = Tee to Green PUT = Putting TOT = Total Strokes Gained



2024 WM Phoenix Open
Second Round Top Players



Course	Hole	1	2	3	4	5	6	7	8	9	Out	10	11	12	13	14	15	16	17	18	In	Total
TS TPC Scottsdale (Stadium)	Par	4	4	5	3	4	4	3	4	4	35	4	4	3	5	4	5	3	4	4	36	71

Adam Scott -2

Course	DD1	DD2	FH	GIR	SH	SS	PT	Strokes Gained Statistics						TOT					
	OTT	APR	ARG	T2G	PUT	TOT													
TS Round 1	293	306	7	13	3	2	32	-0.151	-0.736	-0.918	-1.805	0.699	-1.106						
TS Round 2	291	312	10	15	1	0	31	0.131	1.898	0.603	2.631	-1.349	1.282						
TS Round 1	4	4	5	3	4	4	4	③	4	3	5	4	6	3	4	5	37	72	
TS Round 2	4	4	5	3	4	4	4	②	4	4	④	4	5	3	4	4	34	68	140

Seamus Power -2

Course	DD1	DD2	FH	GIR	SH	SS	PT	Strokes Gained Statistics						TOT				
	OTT	APR	ARG	T2G	PUT	TOT												
TS Round 1	319	300	7	13	1	1	31	1.525	-1.246	1.052	1.331	-1.437	-0.106					
TS Round 2	296	288	8	14	1	1	30	0.060	0.302	0.963	1.324	-1.042	0.282					
TS Round 1	4	5	5	3	4	③	4	4	3	④	4	5	3	4	4	35	71	
TS Round 2	4	4	④	3	4	4	4	4	3	④	4	④	3	4	③	33	69	140

Zach Johnson -2

Course	DD1	DD2	FH	GIR	SH	SS	PT	Strokes Gained Statistics						TOT					
	OTT	APR	ARG	T2G	PUT	TOT													
TS Round 1	278	268	7	13	2	2	30	-0.443	0.425	0.820	0.802	0.092	0.894						
TS Round 2	278	274	8	12	2	2	29	-1.170	-0.442	0.685	-0.928	0.210	-0.718						
TS Round 1	4	4	5	3	4	4	4	③	4	3	④	4	5	3	4	4	34	70	
TS Round 2	4	4	5	3	4	4	4	③	4	3	5	4	5	3	③	4	34	70	140

Justin Lower -2

Course	DD1	DD2	FH	GIR	SH	SS	PT	Strokes Gained Statistics						TOT			
	OTT	APR	ARG	T2G	PUT	TOT											
TS Round 1	305	277	8	15	1	0	34	1.083	0.298	-0.455	0.926	-1.032	-0.106				
TS Round 2	301	298	7	13	1	0	29	-0.006	1.355	0.990	2.338	-2.056	0.282				
TS Round 1	4	4	④	3	4	4	4	4	4	②	5	5	4	4	4	37	71

Strokes Gained Legend: OTT = Off the Tee APR = Approach the Green ARG = Around the Green T2G = Tee to Green PUT = Putting TOT = Total Strokes Gained





2024 WM Phoenix Open Second Round Top Players



Course	Hole	1	2	3	4	5	6	7	8	9	Out	10	11	12	13	14	15	16	17	18	In	Total	
TS TPC Scottsdale (Stadium)	Par	4	4	5	3	4	4	3	4	4	35	4	4	3	5	4	5	3	4	4	36	71	
TS	Round 2	4	5	5	2	4	3	3	5	4	35	4	4	3	5	4	4	4	3	3	34	69	140
Mark Hubbard		-2																					
Course		DD1	DD2	FH	GIR	SH	SS	PT	Strokes Gained Statistics						OTT	APR	ARG	T2G	PUT	TOT			
TS	Round 1	293	290	8	14	1	0	29	-0.226	1.087	0.150	1.011	-0.117	0.894									
TS	Round 2	290	279	9	12	1	1	29	-1.386	0.645	-0.262	-1.004	0.286	-0.718									
TS	Round 1	4	4	5	3	4	3	3	5	34	5	5	3	4	4	4	3	4	4	36	70		
TS	Round 2	5	5	4	3	3	4	2	5	5	36	5	4	3	4	4	3	3	4	34	70	140	
Tyson Alexander		-2																					
Course		DD1	DD2	FH	GIR	SH	SS	PT	Strokes Gained Statistics						OTT	APR	ARG	T2G	PUT	TOT			
TS	Round 1	316	265	10	10	0	0	29	-0.583	-2.296	-0.044	-2.923	1.817	-1.106									
TS	Round 2	301	277	8	14	0	0	31	-0.509	2.907	-0.325	2.072	-0.790	1.282									
TS	Round 1	3	5	4	3	4	4	3	4	4	34	4	6	4	4	4	5	3	4	4	38	72	
TS	Round 2	4	3	4	2	4	4	3	5	4	33	3	4	4	4	4	5	3	4	4	35	68	140
Aaron Baddeley		-2																					
Course		DD1	DD2	FH	GIR	SH	SS	PT	Strokes Gained Statistics						OTT	APR	ARG	T2G	PUT	TOT			
TS	Round 1	284	262	10	13	1	1	29	-0.168	-1.274	1.580	0.138	1.756	1.894									
TS	Round 2	284	263	3	12	1	0	28	-3.502	1.571	0.277	-1.655	-0.063	-1.718									
TS	Round 1	4	4	5	3	4	4	3	4	4	35	3	3	3	5	5	2	4	4	34	69		
TS	Round 2	4	3	4	3	6	4	4	4	4	36	4	4	3	5	4	4	3	4	4	35	71	140
Alex Noren		-2																					
Course		DD1	DD2	FH	GIR	SH	SS	PT	Strokes Gained Statistics						OTT	APR	ARG	T2G	PUT	TOT			
TS	Round 1	359	241	8	12	2	1	30	0.138	0.771	-0.196	0.713	1.181	1.894									
TS	Round 2	290	256	9	12	0	0	30	0.506	-2.462	0.128	-1.829	0.111	-1.718									

Strokes Gained Legend: OTT = Off the Tee APR = Approach the Green ARG = Around the Green T2G = Tee to Green PUT = Putting TOT = Total Strokes Gained



2024 WM Phoenix Open Second Round Top Players



Course	Hole	1	2	3	4	5	6	7	8	9	Out	10	11	12	13	14	15	16	17	18	In	Total	
TS TPC Scottsdale (Stadium)	Par	4	4	5	3	4	4	3	4	4	35	4	4	3	5	4	5	3	4	4	36	71	
TS	Round 1	5	4	4	3	4	4	3	3	4	34	4	4	3	4	5	5	2	4	4	35	69	
TS	Round 2	5	4	5	3	4	5	3	3	4	36	4	4	3	4	4	5	3	4	4	35	71	140
Brian Harman		-2										Strokes Gained Statistics											
Course		DD1	DD2	FH	GIR	SH	SS	PT	OTT	APR	ARG	T2G	PUT	TOT									
TS	Round 1	318	264	10	9	2	1	26	-0.036	-2.474	0.764	-1.746	1.640	-0.106									
TS	Round 2	290	270	10	12	2	2	29	0.293	-1.099	0.178	-0.629	0.911	0.282									
TS	Round 1		3	4	4	5	4	4	4	3	5	4	5	2	5	3	36	71					
TS	Round 2		4	3	4	4	4	3	5	4	4	4	4	3	4	4	34	69	140				
Tom Kim		-2										Strokes Gained Statistics											
Course		DD1	DD2	FH	GIR	SH	SS	PT	OTT	APR	ARG	T2G	PUT	TOT									
TS	Round 1	289	238	8	9	3	2	30	-0.405	-2.241	-0.897	-3.543	0.437	-3.106									
TS	Round 2	297	276	7	14	0	0	29	0.435	1.823	0.600	2.857	0.425	3.282									
TS	Round 1		4	5	4	4	4	3	5	4	37	5	4	2	5	5	3	4	4	37	74		
TS	Round 2		3	4	4	3	5	4	4	4	34	4	4	3	4	3	4	3	3	4	32	66	140
Sungjae Im		-2										Strokes Gained Statistics											
Course		DD1	DD2	FH	GIR	SH	SS	PT	OTT	APR	ARG	T2G	PUT	TOT									
TS	Round 1	303	266	6	10	3	2	28	-0.059	-0.808	1.547	0.680	0.214	0.894									
TS	Round 2	331	280	8	13	2	1	31	0.538	0.039	-0.225	0.351	-1.069	-0.718									
TS	Round 1		3	3	5	3	4	4	3	4	33	4	4	3	5	5	3	4	4	37	70		
TS	Round 2		4	4	4	4	4	3	5	4	35	4	4	3	5	4	3	3	4	35	70	140	
Tom Hoge		-2										Strokes Gained Statistics											
Course		DD1	DD2	FH	GIR	SH	SS	PT	OTT	APR	ARG	T2G	PUT	TOT									
TS	Round 1	322	233	7	11	0	0	29	-0.674	1.322	-0.776	-0.128	1.022	0.894									
TS	Round 2	289	279	9	13	0	0	30	0.825	0.134	-1.095	-0.137	-0.581	-0.718									

Strokes Gained Legend: OTT = Off the Tee APR = Approach the Green ARG = Around the Green T2G = Tee to Green PUT = Putting TOT = Total Strokes Gained



2024 WM Phoenix Open
Second Round Top Players



Course	Hole	1	2	3	4	5	6	7	8	9	Out	10	11	12	13	14	15	16	17	18	In	Total
TS TPC Scottsdale (Stadium)	Par	4	4	5	3	4	4	3	4	4	35	4	4	3	5	4	5	3	4	4	36	71

TS	Round 1	4	4	④	3	⑤	4	②	③	⑤	34	4	4	3	5	4	5	3	4	4	36	70	
TS	Round 2	4	③	④	④	4	4	3	4	⑤	35	⑤	4	3	④	4	5	3	③	4	35	70	140

Garrick Higgo -2

Course	DD1	DD2	FH	GIR	SH	SS	PT	OTT	APR	ARG	T2G	PUT	TOT									
TS Round 1	300	274	5	9	2	1	29	-1.938	-1.849	0.840	-2.947	0.841	-2.106									
TS Round 2	292	277	9	11	0	0	26	0.645	0.765	0.222	1.631	0.651	2.282									
TS Round 1	4	4	④	3	4	⑤	3	4	⑥	37	⑤	③	④	④	4	⑥	3	③	4	36	73	
TS Round 2	③	4	5	②	4	4	3	4	4	33	4	4	3	⑥	③	④	3	③	4	34	67	140

Strokes Gained Statistics

Denny McCarthy -2

Course	DD1	DD2	FH	GIR	SH	SS	PT	OTT	APR	ARG	T2G	PUT	TOT									
TS Round 1	304	264	6	10	1	1	29	-1.411	-0.896	1.781	-0.526	-0.580	-1.106									
TS Round 2	276	287	9	14	1	1	30	0.435	0.480	0.115	1.029	0.253	1.282									
TS Round 1	4	⑤	④	②	⑥	4	3	4	⑤	37	4	4	3	④	⑤	5	3	③	4	35	72	
TS Round 2	4	4	④	②	4	4	3	4	③	32	4	4	3	④	4	④	④	4	⑤	36	68	140

Strokes Gained Statistics

Kevin Chappell -2

Course	DD1	DD2	FH	GIR	SH	SS	PT	OTT	APR	ARG	T2G	PUT	TOT									
TS Round 1	321	278	6	13	0	0	32	-0.119	-1.011	-0.088	-1.218	0.112	-1.106									
TS Round 2	303	294	6	11	1	1	27	-0.036	-2.610	0.029	-2.618	3.900	1.282									
TS Round 1	4	4	④	3	⑤	4	3	4	4	35	4	⑤	④	④	4	5	3	4	4	37	72	
TS Round 2	4	4	④	②	4	4	3	⑤	③	33	4	4	3	5	4	5	3	③	4	35	68	140

Strokes Gained Statistics

Cut Sam Ryder -1

Course	DD1	DD2	FH	GIR	SH	SS	PT	OTT	APR	ARG	T2G	PUT	TOT
TS Round 1	292	285	7	14	2	1	31	0.274	2.419	0.132	2.825	-0.931	1.894

Strokes Gained Statistics

Strokes Gained Legend: OTT = Off the Tee APR = Approach the Green ARG = Around the Green T2G = Tee to Green PUT = Putting TOT = Total Strokes Gained





2024 WM Phoenix Open
Second Round Top Players



Course	Hole	1	2	3	4	5	6	7	8	9	Out	10	11	12	13	14	15	16	17	18	In	Total	
TS TPC Scottsdale (Stadium)	Par	4	4	5	3	4	4	3	4	4	35	4	4	3	5	4	5	3	4	4	36	71	
TS	Round 2	277	278	10	13	1	1	31				-0.651	-0.756	-0.469	-1.877	-0.841	-2.718						
TS	Round 1	4	4	④	3	4	4	3	4	4	34	4	4	3	5	4	5	②	4	4	35	69	
TS	Round 2	4	4	④	④	⑤	4	3	4	4	36	4	4	3	5	4	⑥	④	③	③	36	72	141
Cut Will Gordon		-1										Strokes Gained Statistics											
Course		DD1	DD2	FH	GIR	SH	SS	PT	OTT	APR	ARG	T2G	PUT	TOT									
TS	Round 1	293	293	6	17	1	0	34	0.631	2.806	-0.484	2.953	-2.059	0.894									
TS	Round 2	303	306	6	13	0	0	29	-1.512	-0.644	0.041	-2.116	0.398	-1.718									
TS	Round 1	4	⑤	④	3	⑤	③	3	4	4	35	4	4	3	5	4	5	②	4	4	35	70	
TS	Round 2	4	4	④	④	③	4	3	4	4	34	4	4	3	④	4	⑧	②	4	4	37	71	141
Cut Stewart Cink		-1										Strokes Gained Statistics											
Course		DD1	DD2	FH	GIR	SH	SS	PT	OTT	APR	ARG	T2G	PUT	TOT									
TS	Round 1	332	279	10	16	1	0	35	0.207	2.386	-0.871	1.722	-1.828	-0.106									
TS	Round 2	290	315	8	11	2	2	28	-1.820	-1.174	0.380	-2.615	1.897	-0.718									
TS	Round 1	4	4	④	3	③	4	⑤	4	4	35	4	4	3	④	4	5	3	⑤	4	36	71	
TS	Round 2	4	③	5	3	⑤	③	3	4	4	34	4	⑥	②	④	4	5	3	③	⑤	36	70	141
Cut J.T. Poston		-1										Strokes Gained Statistics											
Course		DD1	DD2	FH	GIR	SH	SS	PT	OTT	APR	ARG	T2G	PUT	TOT									
TS	Round 1	294	300	8	13	2	2	29	0.685	-1.581	0.183	-0.713	1.607	0.894									
TS	Round 2	282	308	10	15	0	0	35	1.035	2.634	-0.690	2.978	-4.696	-1.718									
TS	Round 1	4	⑤	⑥	3	4	③	④	4	4	37	③	4	3	④	4	5	3	③	4	33	70	
TS	Round 2	⑤	4	③	④	4	4	3	⑤	4	36	4	⑤	④	④	4	④	3	③	4	35	71	141
Cut Camilo Villegas		-1										Strokes Gained Statistics											
Course		DD1	DD2	FH	GIR	SH	SS	PT	OTT	APR	ARG	T2G	PUT	TOT									

Strokes Gained Legend: OTT = Off the Tee APR = Approach the Green ARG = Around the Green T2G = Tee to Green PUT = Putting TOT = Total Strokes Gained





2024 WM Phoenix Open
Second Round Top Players



Course	Hole	1	2	3	4	5	6	7	8	9	Out	10	11	12	13	14	15	16	17	18	In	Total	
TS TPC Scottsdale (Stadium)	Par	4	4	5	3	4	4	3	4	4	35	4	4	3	5	4	5	3	4	4	36	71	
TS	Round 1	301	300	3	13	1	0	30				-1.367	-0.072	0.563	-0.876	1.770	0.894						
TS	Round 2	299	274	8	12	3	2	31				-0.041	-0.357	0.359	-0.040	-1.678	-1.718						
TS	Round 1		4	4	6	3	4	4	4	4	37	4	4	2	4	4	5	2	4	4	33	70	
TS	Round 2		4	5	5	3	5	3	2	4	36	4	3	3	4	5	5	4	3	4	35	71	141
Cut Cameron Champ		-1																					
Course		DD1	DD2	FH	GIR	SH	SS	PT	Strokes Gained Statistics														
									OTT	APR	ARG	T2G	PUT	TOT									
TS	Round 1	335	316	9	15	0	0	32	0.500	0.344	-0.566	0.278	0.616	0.894									
TS	Round 2	318	276	9	12	2	1	31	0.995	-1.906	0.071	-0.841	-0.877	-1.718									
TS	Round 1		4	4	3	3	4	4	5	34	4	4	3	6	4	5	3	4	3	36	70		
TS	Round 2		4	5	5	3	4	4	3	4	36	5	4	3	4	4	3	4	4	35	71	141	
Cut Ryan Moore		-1																					
Course		DD1	DD2	FH	GIR	SH	SS	PT	Strokes Gained Statistics														
									OTT	APR	ARG	T2G	PUT	TOT									
TS	Round 1	301	262	9	15	2	0	34	0.132	1.107	-1.232	0.007	-1.113	-1.106									
TS	Round 2	255	276	9	11	4	2	27	-0.655	-2.354	1.411	-1.599	1.881	0.282									
TS	Round 1		5	4	4	3	4	3	4	4	35	4	4	4	4	5	3	4	5	37	72		
TS	Round 2		4	4	5	3	4	3	3	5	35	4	3	2	4	4	6	4	3	4	34	69	141
Cut Luke Donald		-1																					
Course		DD1	DD2	FH	GIR	SH	SS	PT	Strokes Gained Statistics														
									OTT	APR	ARG	T2G	PUT	TOT									
TS	Round 1	320	240	7	11	1	1	27	-0.846	-1.431	1.227	-1.050	1.944	0.894									
TS	Round 2	291	260	8	12	0	0	29	-0.508	-0.734	-0.594	-1.837	0.119	-1.718									
TS	Round 1		3	4	6	3	4	4	3	4	4	35	4	4	4	3	5	3	4	3	35	70	
TS	Round 2		5	4	5	3	4	4	3	4	37	4	4	2	4	4	5	4	3	4	34	71	141

Strokes Gained Legend: OTT = Off the Tee APR = Approach the Green ARG = Around the Green T2G = Tee to Green PUT = Putting TOT = Total Strokes Gained



2024 WM Phoenix Open Second Round Top Players



Course	Hole	1	2	3	4	5	6	7	8	9	Out	10	11	12	13	14	15	16	17	18	In	Total	
TS	TPC Scottsdale (Stadium)	Par	4	4	5	3	4	4	3	4	4	35	4	4	3	5	4	5	3	4	4	36	71
Cut Erik van Rooyen		-1																					
Course		DD1	DD2	FH	GIR	SH	SS	PT	Strokes Gained Statistics														
									OTT	APR	ARG	T2G	PUT	TOT									
TS	Round 1	355	272	8	12	1	1	30	-1.268	0.131	0.399	-0.738	-0.368	-1.106									
TS	Round 2	277	270	7	14	1	1	30	-0.135	0.876	-0.375	0.365	-0.083	0.282									
TS	Round 1		5	5	4	3	4	4	3	5	4	37	3	4	4	4	5	2	5	4	35	72	
TS	Round 2		4	4	5	3	4	4	3	4	4	35	4	3	3	4	4	3	4	5	34	69	
		141																					
Cut Adam Svensson		-1																					
Course		DD1	DD2	FH	GIR	SH	SS	PT	Strokes Gained Statistics														
									OTT	APR	ARG	T2G	PUT	TOT									
TS	Round 1	326	258	10	13	1	1	33	0.655	-0.366	-0.500	-0.211	0.105	-0.106									
TS	Round 2	297	298	12	14	1	0	31	1.363	-0.310	-0.716	0.336	-1.054	-0.718									
TS	Round 1		4	4	5	3	5	4	3	4	4	36	4	3	3	4	6	3	4	4	35	71	
TS	Round 2		4	4	5	3	4	4	3	4	4	35	4	4	3	5	4	5	3	3	4	35	70
		141																					
Cut Ryo Hisatsune		-1																					
Course		DD1	DD2	FH	GIR	SH	SS	PT	Strokes Gained Statistics														
									OTT	APR	ARG	T2G	PUT	TOT									
TS	Round 1	344	246	7	13	0	0	32	-0.579	-0.442	-0.097	-1.118	-0.988	-2.106									
TS	Round 2	297	294	11	13	2	2	29	1.000	-0.504	2.371	2.866	-1.584	1.282									
TS	Round 1		4	3	5	3	3	4	3	5	5	35	5	6	3	5	4	4	3	4	4	38	73
TS	Round 2		4	4	5	3	4	4	2	5	3	34	4	4	3	4	4	4	4	3	4	34	68
		141																					
Cut Luke List		-1																					
Course		DD1	DD2	FH	GIR	SH	SS	PT	Strokes Gained Statistics														
									OTT	APR	ARG	T2G	PUT	TOT									
TS	Round 1	328	278	9	10	3	0	27	0.914	-1.354	-2.017	-2.457	1.351	-1.106									
TS	Round 2	288	292	9	14	0	0	30	0.705	-0.395	-0.597	-0.288	0.570	0.282									
TS	Round 1		4	4	5	3	4	4	2	5	7	38	4	4	3	4	4	3	3	5	34	72	
TS	Round 2		4	4	5	3	4	4	3	4	4	35	3	4	3	5	3	4	4	3	4	34	69
		141																					

Strokes Gained Legend: OTT = Off the Tee APR = Approach the Green ARG = Around the Green T2G = Tee to Green PUT = Putting TOT = Total Strokes Gained



2024 WM Phoenix Open Second Round Top Players



Course	Hole	1	2	3	4	5	6	7	8	9	Out	10	11	12	13	14	15	16	17	18	In	Total
TS TPC Scottsdale (Stadium)	Par	4	4	5	3	4	4	3	4	4	35	4	4	3	5	4	5	3	4	4	36	71

Cut Andrew Putnam -1

Course		DD1	DD2	FH	GIR	SH	SS	PT	Strokes Gained Statistics						TOT				
		OTT	APR	ARG	T2G	PUT							TOT						
TS	Round 1	301	243	10	11	1	0	32	-0.102	-1.503	-0.027	-1.632	-0.474	-2.106					
TS	Round 2	270	269	10	15	2	2	30	-0.673	0.824	-0.658	-0.508	1.790	1.282					
TS	Round 1	4	5	4	3	4	3	4	3	4	3	4	5	4	5	4	36	73	
TS	Round 2	4	4	4	3	5	3	4	4	4	5	3	4	4	4	4	34	68	141

Cut Aaron Rai -1

Course		DD1	DD2	FH	GIR	SH	SS	PT	Strokes Gained Statistics						TOT			
		OTT	APR	ARG	T2G	PUT							TOT					
TS	Round 1	304	253	7	14	0	0	33	-1.434	-2.682	-0.219	-4.335	-0.771	-5.106				
TS	Round 2	293	289	12	15	0	0	28	1.030	2.227	0.389	3.645	0.637	4.282				
TS	Round 1	4	4	8	2	3	4	4	5	4	4	8	3	4	4	40	76	
TS	Round 2	3	5	4	3	3	4	3	3	4	4	5	3	3	4	33	65	141

Cut Dylan Wu -1

Course		DD1	DD2	FH	GIR	SH	SS	PT	Strokes Gained Statistics						TOT			
		OTT	APR	ARG	T2G	PUT							TOT					
TS	Round 1	283	280	5	9	1	0	32	-0.961	-1.898	-0.928	-3.787	-1.319	-5.106				
TS	Round 2	292	283	11	14	1	0	28	0.655	1.966	1.123	3.743	0.539	4.282				
TS	Round 1	5	4	4	2	4	5	3	5	5	4	5	3	4	4	39	76	
TS	Round 2	4	4	5	4	4	3	4	4	4	4	4	2	3	4	31	65	141

Cut Brandon Wu E

Course		DD1	DD2	FH	GIR	SH	SS	PT	Strokes Gained Statistics						TOT		
		OTT	APR	ARG	T2G	PUT							TOT				
TS	Round 1	348	275	8	13	2	1	33	-2.318	1.186	-0.689	-1.821	-0.285	-2.106			
TS	Round 2	301	283	7	16	0	0	33	-0.644	1.372	-0.112	0.615	-0.333	0.282			
TS	Round 1	4	3	4	3	4	5	4	4	4	3	5	3	3	5	38	73

Strokes Gained Legend: OTT = Off the Tee APR = Approach the Green ARG = Around the Green T2G = Tee to Green PUT = Putting TOT = Total Strokes Gained



2024 WM Phoenix Open Second Round Top Players



Course	Hole	1	2	3	4	5	6	7	8	9	Out	10	11	12	13	14	15	16	17	18	In	Total	
TS TPC Scottsdale (Stadium)	Par	4	4	5	3	4	4	3	4	4	35	4	4	3	5	4	5	3	4	4	36	71	
TS	Round 2	4	5	4	3	4	4	3	4	4	35	4	4	3	4	4	4	3	4	4	34	69	142
Cut Ben Martin		E										Strokes Gained Statistics											
Course		DD1	DD2	FH	GIR	SH	SS	PT							OTT	APR	ARG	T2G	PUT	TOT			
TS	Round 1	306	280	9	12	0	0	29							-0.643	1.070	1.450	1.877	0.017	1.894			
TS	Round 2	291	297	8	11	3	1	31							-0.432	-0.385	-1.859	-2.677	-1.041	-3.718			
TS	Round 1	4	4	3	3	5	4	3	4	4	34	4	4	3	4	5	3	4	4	35	69		
TS	Round 2	4	5	5	3	5	4	3	3	4	36	3	4	3	6	4	5	3	5	4	37	73	142
Cut K.H. Lee		E										Strokes Gained Statistics											
Course		DD1	DD2	FH	GIR	SH	SS	PT							OTT	APR	ARG	T2G	PUT	TOT			
TS	Round 1	301	272	8	9	1	0	30							-0.405	-1.366	-0.861	-2.632	-0.474	-3.106			
TS	Round 2	300	298	9	12	3	1	27							-0.268	0.549	-0.222	0.058	1.224	1.282			
TS	Round 1	3	5	5	3	3	4	4	4	4	35	4	4	5	5	4	2	5	5	39	74		
TS	Round 2	4	3	5	3	3	4	3	4	5	34	3	4	3	5	3	5	3	4	4	34	68	142
Cut Chad Ramey		E										Strokes Gained Statistics											
Course		DD1	DD2	FH	GIR	SH	SS	PT							OTT	APR	ARG	T2G	PUT	TOT			
TS	Round 1	280	296	6	10	4	3	28							-0.111	-2.028	-0.157	-2.296	2.190	-0.106			
TS	Round 2	270	313	9	13	3	0	28							0.284	0.001	-2.505	-2.221	0.503	-1.718			
TS	Round 1	4	4	5	3	4	4	3	3	4	34	4	4	3	6	4	6	3	3	4	37	71	
TS	Round 2	4	4	5	2	4	4	4	4	5	36	4	4	3	5	3	4	3	3	6	35	71	142
Cut Scott Stallings		E										Strokes Gained Statistics											
Course		DD1	DD2	FH	GIR	SH	SS	PT							OTT	APR	ARG	T2G	PUT	TOT			
TS	Round 1	288	315	6	15	1	0	30							-2.515	1.034	2.501	1.020	-0.126	0.894			
TS	Round 2	282	283	7	14	1	0	32							-0.146	-1.445	0.707	-0.885	-1.833	-2.718			

Strokes Gained Legend: OTT = Off the Tee APR = Approach the Green ARG = Around the Green T2G = Tee to Green PUT = Putting TOT = Total Strokes Gained



2024 WM Phoenix Open Second Round Top Players



Course	Hole	1	2	3	4	5	6	7	8	9	Out	10	11	12	13	14	15	16	17	18	In	Total	
TS TPC Scottsdale (Stadium)	Par	4	4	5	3	4	4	3	4	4	35	4	4	3	5	4	5	3	4	4	36	71	
TS	Round 1	4	③	5	3	4	4	3	4	⑤	35	③	4	④	④	4	5	3	4	4	35	70	
TS	Round 2	4	⑥	③	3	4	4	3	4	4	35	4	4	3	5	4	5	④	4	4	37	72	142
Cut Michael Kim		E										Strokes Gained Statistics											
Course		DD1	DD2	FH	GIR	SH	SS	PT	OTT	APR	ARG	T2G	PUT	TOT									
TS	Round 1	298	295	9	14	1	0	33	1.032	0.605	-1.079	0.558	-0.664	-0.106									
TS	Round 2	227	290	7	13	2	0	31	0.210	0.251	-1.988	-1.528	-0.190	-1.718									
TS	Round 1	⑤	4	④	3	4	4	④	⑤	4	37	③	⑤	④	④	4	④	3	③	4	34	71	
TS	Round 2	4	③	④	3	4	4	3	⑤	4	34	4	⑥	3	④	4	④	3	4	⑤	37	71	142
Cut Kevin Yu		E										Strokes Gained Statistics											
Course		DD1	DD2	FH	GIR	SH	SS	PT	OTT	APR	ARG	T2G	PUT	TOT									
TS	Round 1	335	287	10	13	2	0	29	0.207	0.497	-1.212	-0.508	2.402	1.894									
TS	Round 2	308	300	9	13	1	1	33	0.667	-1.492	-1.936	-2.762	-0.956	-3.718									
TS	Round 1	③	4	④	3	4	4	3	4	4	33	4	③	④	5	4	④	②	⑤	⑤	36	69	
TS	Round 2	③	4	④	3	4	⑥	④	⑥	4	38	⑤	4	3	5	4	④	3	③	4	35	73	142
Cut Robert MacIntyre		E										Strokes Gained Statistics											
Course		DD1	DD2	FH	GIR	SH	SS	PT	OTT	APR	ARG	T2G	PUT	TOT									
TS	Round 1	323	280	7	12	2	1	32	0.153	-0.747	0.849	0.255	-2.361	-2.106									
TS	Round 2	292	272	10	14	0	0	31	0.983	0.595	0.031	1.608	-1.326	0.282									
TS	Round 1	4	⑤	④	3	③	4	④	⑤	⑤	37	4	4	3	5	③	5	④	4	4	36	73	
TS	Round 2	4	4	③	3	4	4	④	4	4	34	4	4	3	④	4	5	3	4	4	35	69	142
Cut Max Homa		E										Strokes Gained Statistics											
Course		DD1	DD2	FH	GIR	SH	SS	PT	OTT	APR	ARG	T2G	PUT	TOT									
TS	Round 1	330	277	4	13	0	0	32	-1.402	0.234	-0.407	-1.575	-0.531	-2.106									
TS	Round 2	299	281	6	12	0	0	29	-1.116	-0.293	1.351	-0.059	0.341	0.282									

Strokes Gained Legend: OTT = Off the Tee APR = Approach the Green ARG = Around the Green T2G = Tee to Green PUT = Putting TOT = Total Strokes Gained



2024 WM Phoenix Open
Second Round Top Players



Course	Hole	1	2	3	4	5	6	7	8	9	Out	10	11	12	13	14	15	16	17	18	In	Total
TS TPC Scottsdale (Stadium)	Par	4	4	5	3	4	4	3	4	4	35	4	4	3	5	4	5	3	4	4	36	71

TS	Round 1	4	5	5	3	5	4	3	4	4	37	4	3	3	5	4	5	3	4	5	36	73	
TS	Round 2	4	4	4	3	4	4	3	4	4	34	4	4	3	5	4	4	3	4	4	35	69	142

Cut J.J. Spaun

E

Strokes Gained Statistics

Course	DD1	DD2	FH	GIR	SH	SS	PT	OTT	APR	ARG	T2G	PUT	TOT								
TS Round 1	331	245	6	9	2	0	29	-0.169	-0.837	-0.354	-1.360	-1.746	-3.106								
TS Round 2	282	258	9	14	0	0	30	-0.925	2.940	-0.111	1.903	-0.621	1.282								
TS Round 1		3	3	5	4	4	3	4	5	35	4	5	4	4	5	39	74				
TS Round 2		3	4	4	3	4	4	2	5	3	32	4	4	3	5	4	4	4	36	68	142

Cut Peter Malnati

+1

Strokes Gained Statistics

Course	DD1	DD2	FH	GIR	SH	SS	PT	OTT	APR	ARG	T2G	PUT	TOT						
TS Round 1	305	271	4	15	1	0	34	-0.303	1.472	0.014	1.183	-1.289	-0.106						
TS Round 2	281	341	5	9	4	2	28	-1.371	-1.034	-1.026	-3.432	0.714	-2.718						
TS Round 1		4	4	5	3	4	3	4	4	35	4	4	4	4	36	71			
TS Round 2		4	4	4	3	4	4	4	4	5	36	5	4	3	5	4	36	72	143

Cut Chesson Hadley

+1

Strokes Gained Statistics

Course	DD1	DD2	FH	GIR	SH	SS	PT	OTT	APR	ARG	T2G	PUT	TOT										
TS Round 1	308	275	4	14	0	0	34	-1.310	0.711	-2.156	-2.755	0.649	-2.106										
TS Round 2	297	271	8	11	2	2	26	-1.307	-1.599	-0.734	-3.641	2.923	-0.718										
TS Round 1		4	4	6	3	4	4	4	4	37	4	4	3	5	4	5	2	5	4	36	73		
TS Round 2		4	4	4	3	4	4	3	4	3	33	4	4	3	5	3	4	3	5	6	37	70	143

Cut Troy Merritt

+1

Strokes Gained Statistics

Course	DD1	DD2	FH	GIR	SH	SS	PT	OTT	APR	ARG	T2G	PUT	TOT
TS Round 1	280	291	9	16	0	0	32	-0.012	0.744	1.111	1.843	0.051	1.894

Strokes Gained Legend: OTT = Off the Tee APR = Approach the Green ARG = Around the Green T2G = Tee to Green PUT = Putting TOT = Total Strokes Gained





2024 WM Phoenix Open
Second Round Top Players



Course	Hole	1	2	3	4	5	6	7	8	9	Out	10	11	12	13	14	15	16	17	18	In	Total	
TS TPC Scottsdale (Stadium)	Par	4	4	5	3	4	4	3	4	4	35	4	4	3	5	4	5	3	4	4	36	71	
TS	Round 2	293	275	5	10	2	1	28				-2.429	-1.660	-2.426	-6.516	1.798						-4.718	
TS	Round 1	4	4	5	3	③	4	②	4	⑤	34	③	4	3	⑥	4	④	3	4	4	35	69	
TS	Round 2	4	4	④	④	4	4	3	4	4	35	4	4	④	5	4	④	3	⑦	4	39	74	143
Cut Alexander Björk		+1																					
Course		DD1	DD2	FH	GIR	SH	SS	PT	Strokes Gained Statistics						OTT	APR	ARG	T2G	PUT	TOT			
TS	Round 1	286	263	10	12	2	1	27	-0.382	2.521	-1.416	0.723	2.171	2.894									
TS	Round 2	287	285	10	12	3	0	32	-0.489	-1.801	-2.035	-4.326	-1.392	-5.718									
TS	Round 1	③	4	④	②	⑤	4	3	4	③	32	⑤	4	3	5	4	5	3	③	4	36	68	
TS	Round 2	4	4	5	3	4	4	⑥	⑤	4	39	4	4	3	5	4	5	3	4	4	36	75	143
Cut Nate Lashley		+1																					
Course		DD1	DD2	FH	GIR	SH	SS	PT	Strokes Gained Statistics						OTT	APR	ARG	T2G	PUT	TOT			
TS	Round 1	317	289	10	14	2	1	33	0.471	-1.247	-0.580	-1.356	1.250	-0.106									
TS	Round 2	292	274	9	11	0	0	30	-0.084	-1.217	0.833	-0.469	-2.249	-2.718									
TS	Round 1	⑤	4	④	④	4	4	3	4	4	36	4	4	3	④	③	⑥	3	4	4	35	71	
TS	Round 2	4	4	5	④	4	4	3	4	4	36	4	⑤	②	④	③	5	④	4	⑤	36	72	143
Cut Victor Perez		+1																					
Course		DD1	DD2	FH	GIR	SH	SS	PT	Strokes Gained Statistics						OTT	APR	ARG	T2G	PUT	TOT			
TS	Round 1	329	259	11	14	0	0	36	0.145	0.401	-0.024	0.522	-3.628	-3.106									
TS	Round 2	299	306	7	15	0	0	32	0.130	0.658	-0.814	-0.027	0.309	0.282									
TS	Round 1	4	4	④	3	⑤	4	④	4	⑤	37	4	4	3	④	⑤	5	3	⑤	4	37	74	
TS	Round 2	4	4	④	3	③	4	3	4	4	33	4	4	3	④	4	5	④	4	4	36	69	143
Cut Chris Gotterup		+1																					
Course		DD1	DD2	FH	GIR	SH	SS	PT	Strokes Gained Statistics						OTT	APR	ARG	T2G	PUT	TOT			

Strokes Gained Legend: OTT = Off the Tee APR = Approach the Green ARG = Around the Green T2G = Tee to Green PUT = Putting TOT = Total Strokes Gained



2024 WM Phoenix Open Second Round Top Players



Course	Hole	1	2	3	4	5	6	7	8	9	Out	10	11	12	13	14	15	16	17	18	In	Total
TS TPC Scottsdale (Stadium)	Par	4	4	5	3	4	4	3	4	4	35	4	4	3	5	4	5	3	4	4	36	71

TS	Round 1	336	256	5	10	4	2	28				-0.144	-1.611	0.053	-1.702	2.596	0.894							
TS	Round 2	329	326	7	13	2	2	32				0.652	-1.338	-0.682	-1.369	-2.349	-3.718							
TS	Round 1		4	4	④	②	⑤	③	3	4	4	33	4	4	3	5	4	5	④	4	4	37	70	
TS	Round 2		4	4	5	②	⑤	⑥	3	4	③	36	4	⑤	3	5	4	5	3	③	⑤	37	73	143

Cut Greyson Sigg +2

Course	DD1	DD2	FH	GIR	SH	SS	PT	Strokes Gained Statistics															
								OTT	APR	ARG	T2G	PUT	TOT										
TS Round 1	350	257	9	9	2	1	29	0.584	-0.731	-1.406	-1.553	-0.553	-2.106										
TS Round 2	290	285	11	16	1	0	34	0.339	0.136	0.016	0.490	-2.208	-1.718										
TS Round 1		4	4	④	3	4	4	④	4	⑤	36	4	4	②	5	⑤	5	④	4	4	37	73	
TS Round 2		4	4	5	3	4	4	3	⑤	4	36	4	4	3	5	4	5	3	③	4	35	71	144

Cut Lee Hodges +2

Course	DD1	DD2	FH	GIR	SH	SS	PT	Strokes Gained Statistics															
								OTT	APR	ARG	T2G	PUT	TOT										
TS Round 1	289	234	7	11	1	1	28	-0.685	0.472	0.087	-0.126	0.020	-0.106										
TS Round 2	301	294	9	13	2	2	32	-1.285	-1.301	-1.102	-3.689	-0.029	-3.718										
TS Round 1		4	4	5	3	4	4	3	4	③	34	4	⑤	3	⑥	4	④	3	4	4	37	71	
TS Round 2		⑤	4	⑥	④	③	③	3	4	4	36	4	⑤	3	④	4	5	④	4	4	37	73	144

Cut Austin Eckroat +2

Course	DD1	DD2	FH	GIR	SH	SS	PT	Strokes Gained Statistics															
								OTT	APR	ARG	T2G	PUT	TOT										
TS Round 1	303	276	9	11	5	4	31	0.495	-0.707	0.864	0.652	-0.758	-0.106										
TS Round 2	293	274	11	10	0	0	31	0.141	-1.949	0.170	-1.639	-2.079	-3.718										
TS Round 1		4	4	④	④	4	4	3	4	⑤	36	4	⑤	3	5	4	④	②	4	4	35	71	
TS Round 2		4	⑤	⑥	3	4	4	3	4	4	37	4	4	3	5	⑤	5	3	③	4	36	73	144

Strokes Gained Legend: OTT = Off the Tee APR = Approach the Green ARG = Around the Green T2G = Tee to Green PUT = Putting TOT = Total Strokes Gained



2024 WM Phoenix Open
Second Round Top Players



Course	Hole	1	2	3	4	5	6	7	8	9	Out	10	11	12	13	14	15	16	17	18	In	Total	
TS TPC Scottsdale (Stadium)	Par	4	4	5	3	4	4	3	4	4	35	4	4	3	5	4	5	3	4	4	36	71	
Cut Ben Kohles												+2											
Course		DD1	DD2	FH	GIR	SH	SS	PT	Strokes Gained Statistics														
									OTT	APR	ARG	T2G	PUT	TOT									
TS	Round 1	288	241	6	10	4	2	31	-1.930	-0.782	-0.507	-3.219	-0.887	-4.106									
TS	Round 2	274	281	9	12	1	1	29	0.453	-2.212	-0.902	-2.662	2.944	0.282									
TS	Round 1		5	5	4	3	4	4	3	4	5	37	5	4	3	5	5	3	4	4	38	75	
TS	Round 2		4	4	6	2	4	4	3	5	4	36	3	3	3	4	5	4	3	3	5	33	69
Cut Chez Reavie												+3											
Course		DD1	DD2	FH	GIR	SH	SS	PT	Strokes Gained Statistics														
									OTT	APR	ARG	T2G	PUT	TOT									
TS	Round 1	282	239	8	14	1	1	33	-1.608	3.585	0.249	2.226	-3.332	-1.106									
TS	Round 2	275	270	7	12	1	1	30	-1.848	-0.753	0.508	-2.094	-1.624	-3.718									
TS	Round 1		4	4	5	3	4	4	4	4	4	36	4	4	3	5	5	4	4	4	36	72	
TS	Round 2		5	3	6	3	4	4	3	4	5	37	3	5	3	4	4	3	5	4	36	73	
Cut Callum Tarren												+3											
Course		DD1	DD2	FH	GIR	SH	SS	PT	Strokes Gained Statistics														
									OTT	APR	ARG	T2G	PUT	TOT									
TS	Round 1	337	268	3	7	2	1	32	-2.488	-0.543	-0.086	-3.117	-1.989	-5.106									
TS	Round 2	311	289	8	9	1	1	26	0.150	-1.102	1.552	0.599	-0.317	0.282									
TS	Round 1		4	5	4	2	4	5	4	5	4	37	5	5	3	5	4	4	3	5	39	76	
TS	Round 2		4	3	4	3	4	4	3	4	4	33	4	6	2	3	4	4	3	4	36	69	
Cut Vincent Norrman												+3											
Course		DD1	DD2	FH	GIR	SH	SS	PT	Strokes Gained Statistics														
									OTT	APR	ARG	T2G	PUT	TOT									
TS	Round 1	356	278	6	15	0	0	37	0.324	-0.343	-1.345	-1.364	-2.742	-4.106									
TS	Round 2	275	284	9	15	1	1	32	1.002	1.366	0.401	2.768	-3.486	-0.718									
TS	Round 1		4	4	5	3	5	4	4	4	3	36	5	3	4	5	5	3	4	5	39	75	
TS	Round 2		5	4	4	3	4	4	3	4	4	35	4	4	4	4	5	3	3	4	35	70	

Strokes Gained Legend: OTT = Off the Tee APR = Approach the Green ARG = Around the Green T2G = Tee to Green PUT = Putting TOT = Total Strokes Gained



2024 WM Phoenix Open Second Round Top Players



Course	Hole	1	2	3	4	5	6	7	8	9	Out	10	11	12	13	14	15	16	17	18	In	Total
TS TPC Scottsdale (Stadium)	Par	4	4	5	3	4	4	3	4	4	35	4	4	3	5	4	5	3	4	4	36	71

Cut Nico Echavarria +3

Course		DD1	DD2	FH	GIR	SH	SS	PT	Strokes Gained Statistics						TOT							
		OTT	APR	ARG	T2G	PUT							TOT									
TS	Round 1	333	238	10	9	2	2	30	0.765	-2.570	-2.112	-3.917	-1.189	-5.106								
TS	Round 2	307	273	7	13	1	1	28	0.172	0.106	-0.647	-0.370	0.652	0.282								
TS	Round 1		4	4	6	3	4	4	3	4	5	37	3	5	4	4	6	5	4	4	39	76
TS	Round 2		3	4	4	3	4	4	33	3	6	3	4	4	6	3	3	4	36	69	145	

Cut Lanto Griffin +3

Course		DD1	DD2	FH	GIR	SH	SS	PT	Strokes Gained Statistics						TOT									
		OTT	APR	ARG	T2G	PUT							TOT											
TS	Round 1	358	259	8	9	3	1	33	0.421	-3.400	0.073	-2.906	-2.200	-5.106										
TS	Round 2	301	287	8	12	0	0	29	-0.053	0.411	-0.629	-0.272	0.554	0.282										
TS	Round 1		4	5	5	3	5	5	3	4	4	38	5	4	3	5	4	5	2	5	5	38	76	
TS	Round 2		5	4	5	3	4	3	3	4	4	35	5	3	2	3	4	5	3	5	4	34	69	145

Cut Ben Taylor +3

Course		DD1	DD2	FH	GIR	SH	SS	PT	Strokes Gained Statistics						TOT									
		OTT	APR	ARG	T2G	PUT							TOT											
TS	Round 1	360	257	5	14	2	1	33	-0.653	1.072	-0.331	0.088	-1.194	-1.106										
TS	Round 2	297	266	7	11	3	2	32	-1.355	-0.227	0.494	-1.089	-2.629	-3.718										
TS	Round 1		4	5	4	3	4	4	3	4	4	35	4	4	3	5	5	4	4	3	37	72		
TS	Round 2		5	4	5	3	4	4	3	4	4	36	4	3	3	4	5	4	5	4	5	37	73	145

Cut Patton Kizzire +3

Course		DD1	DD2	FH	GIR	SH	SS	PT	Strokes Gained Statistics						TOT							
		OTT	APR	ARG	T2G	PUT							TOT									
TS	Round 1	314	263	8	11	1	0	31	0.323	-2.733	-2.491	-4.901	-0.205	-5.106								
TS	Round 2	320	288	8	11	2	2	28	0.175	-1.476	-0.679	-1.981	2.263	0.282								
TS	Round 1		4	4	4	3	4	4	3	5	5	36	4	4	7	4	6	3	4	4	40	76

Strokes Gained Legend: OTT = Off the Tee APR = Approach the Green ARG = Around the Green T2G = Tee to Green PUT = Putting TOT = Total Strokes Gained





2024 WM Phoenix Open Second Round Top Players



Course	Hole	1	2	3	4	5	6	7	8	9	Out	10	11	12	13	14	15	16	17	18	In	Total	
TS TPC Scottsdale (Stadium)	Par	4	4	5	3	4	4	3	4	4	35	4	4	3	5	4	5	3	4	4	36	71	
TS	Round 2	4	4	④	3	4	⑤	3	4	③	34	③	4	3	5	⑤	④	3	4	4	35	69	145
Cut J.B. Holmes												Strokes Gained Statistics											
		DD1	DD2	FH	GIR	SH	SS	PT							OTT	APR	ARG	T2G	PUT	TOT			
TS	Round 1	301	274	6	10	1	1	31							-1.217	-0.991	-1.367	-3.575	-1.531	-5.106			
TS	Round 2	269	297	10	16	0	0	33							0.717	0.139	0.130	0.985	-1.703	-0.718			
TS	Round 1	4	4	⑥	④	③	4	④	③	4	36	4	⑤	3	5	4	⑦	3	⑤	4	40	76	
TS	Round 2	③	⑤	5	3	⑤	4	3	4	4	36	4	③	②	5	4	5	3	4	4	34	70	146
Cut Kevin Stadler												Strokes Gained Statistics											
		DD1	DD2	FH	GIR	SH	SS	PT							OTT	APR	ARG	T2G	PUT	TOT			
TS	Round 1	283	278	9	13	1	1	32							0.281	0.388	0.653	1.322	-2.428	-1.106			
TS	Round 2	255	257	9	12	2	1	32							-0.352	-0.993	-1.100	-2.446	-2.272	-4.718			
TS	Round 1	⑤	4	5	3	4	4	3	4	③	35	4	4	3	⑥	4	5	3	③	⑤	37	72	
TS	Round 2	③	4	5	3	4	4	3	⑤	⑤	36	⑤	⑤	3	⑥	4	④	3	4	4	38	74	146
Cut David Lipsky												Strokes Gained Statistics											
		DD1	DD2	FH	GIR	SH	SS	PT							OTT	APR	ARG	T2G	PUT	TOT			
TS	Round 1	332	237	8	12	1	0	33							-0.512	0.782	-1.013	-0.743	-1.363	-2.106			
TS	Round 2	293	277	10	15	1	0	35							-0.042	0.577	-0.559	-0.025	-3.693	-3.718			
TS	Round 1	4	⑤	5	3	4	③	3	⑤	⑤	37	4	4	3	5	⑤	5	3	4	③	36	73	
TS	Round 2	4	4	5	②	⑤	4	3	⑤	⑤	37	4	4	3	④	4	5	④	4	4	36	73	146
Cut Matti Schmid												Strokes Gained Statistics											
		DD1	DD2	FH	GIR	SH	SS	PT							OTT	APR	ARG	T2G	PUT	TOT			
TS	Round 1	347	272	5	11	1	0	32							-2.869	0.314	-1.653	-4.208	0.102	-4.106			
TS	Round 2	302	272	8	10	0	0	28							0.470	-0.959	-1.139	-1.629	-0.089	-1.718			

Strokes Gained Legend: OTT = Off the Tee APR = Approach the Green ARG = Around the Green T2G = Tee to Green PUT = Putting TOT = Total Strokes Gained



2024 WM Phoenix Open Second Round Top Players



Course	Hole	1	2	3	4	5	6	7	8	9	Out	10	11	12	13	14	15	16	17	18	In	Total		
TS TPC Scottsdale (Stadium)	Par	4	4	5	3	4	4	3	4	4	35	4	4	3	5	4	5	3	4	4	36	71		
TS	Round 1	③	6	5	3	4	4	3	5	4	37	5	4	3	5	4	6	3	4	4	38	75		
TS	Round 2	③	4	5	3	5	③	3	4	4	34	5	4	3	5	5	③	4	4	4	37	71	146	
Cut Joseph Bramlett		+4										Strokes Gained Statistics												
Course		DD1	DD2	FH	GIR	SH	SS	PT				OTT	APR	ARG	T2G	PUT	TOT							
TS	Round 1	345	277	5	10	4	2	28				-0.909	-3.789	-0.163	-4.861	2.755	-2.106							
TS	Round 2	314	282	10	13	2	1	34				0.487	1.652	-2.132	0.006	-3.724	-3.718							
TS	Round 1		4	4	④	3	6	③	3	5	4	36	4	4	4	5	5	④	3	4	4	37	73	
TS	Round 2		4	4	④	3	6	5	3	4	5	38	4	5	3	6	③	④	3	4	③	35	73	146
Cut Akshay Bhatia		+4										Strokes Gained Statistics												
Course		DD1	DD2	FH	GIR	SH	SS	PT				OTT	APR	ARG	T2G	PUT	TOT							
TS	Round 1	326	276	11	11	3	2	33				1.275	-3.265	-0.526	-2.516	-1.590	-4.106							
TS	Round 2	262	268	9	11	2	1	30				0.154	-1.862	0.902	-0.807	-0.911	-1.718							
TS	Round 1		4	③	④	3	4	4	3	4	5	34	5	4	4	5	6	3	5	4	41	75		
TS	Round 2		4	4	5	3	4	5	3	4	4	36	4	4	3	6	③	5	3	③	4	35	71	146
Cut Grayson Murray		+4										Strokes Gained Statistics												
Course		DD1	DD2	FH	GIR	SH	SS	PT				OTT	APR	ARG	T2G	PUT	TOT							
TS	Round 1	307	264	8	9	2	0	27				-1.405	-2.104	2.389	-1.120	0.014	-1.106							
TS	Round 2	293	289	9	11	1	1	33				-0.402	0.289	1.050	0.936	-5.654	-4.718							
TS	Round 1		4	6	5	②	4	③	3	5	5	37	4	4	4	④	4	④	3	4	4	35	72	
TS	Round 2		4	5	5	3	4	4	3	5	③	36	4	4	3	5	4	④	3	5	6	38	74	146
Cut Matt Kuchar		+4										Strokes Gained Statistics												
Course		DD1	DD2	FH	GIR	SH	SS	PT				OTT	APR	ARG	T2G	PUT	TOT							
TS	Round 1	321	236	11	8	3	1	30				-0.519	-3.764	1.119	-3.164	-0.942	-4.106							
TS	Round 2	304	262	7	13	1	1	32				-1.474	-0.001	0.798	-0.678	-1.040	-1.718							

Strokes Gained Legend: OTT = Off the Tee APR = Approach the Green ARG = Around the Green T2G = Tee to Green PUT = Putting TOT = Total Strokes Gained



2024 WM Phoenix Open
Second Round Top Players



Course	Hole	1	2	3	4	5	6	7	8	9	Out	10	11	12	13	14	15	16	17	18	In	Total
TS TPC Scottsdale (Stadium)	Par	4	4	5	3	4	4	3	4	4	35	4	4	3	5	4	5	3	4	4	36	71

TS	Round 1	5	4	4	3	4	5	4	4	4	37	4	4	3	5	5	5	3	4	5	38	75	
TS	Round 2	4	4	5	3	4	3	3	5	4	35	4	4	3	5	3	5	3	3	6	36	71	146

Cut Gary Woodland +4

Strokes Gained Statistics

Course	DD1	DD2	FH	GIR	SH	SS	PT	OTT	APR	ARG	T2G	PUT	TOT
TS Round 1	355	276	3	9	2	2	34	-4.418	-1.441	-1.544	-7.403	-0.703	-8.106
TS Round 2	321	304	9	14	0	0	27	-0.491	-0.326	0.223	-0.595	2.877	2.282

TS	Round 1	4	8	6	2	4	5	4	4	4	41	3	5	3	4	5	6	3	4	5	38	79	
TS	Round 2	3	5	5	3	4	3	3	4	4	34	3	4	3	3	4	5	3	4	4	33	67	146

Cut Adam Hadwin +4

Strokes Gained Statistics

Course	DD1	DD2	FH	GIR	SH	SS	PT	OTT	APR	ARG	T2G	PUT	TOT
TS Round 1	302	262	10	10	6	1	31	0.133	-1.501	-1.500	-2.868	-1.238	-4.106
TS Round 2	300	285	10	11	3	2	28	-0.150	-1.107	-0.223	-1.481	-0.237	-1.718

TS	Round 1	5	5	5	4	5	4	3	4	5	40	4	5	3	5	3	5	2	4	4	35	75	
TS	Round 2	4	5	4	3	4	4	3	4	4	35	4	4	3	6	4	5	2	4	4	36	71	146

Cut C.T. Pan +4

Strokes Gained Statistics

Course	DD1	DD2	FH	GIR	SH	SS	PT	OTT	APR	ARG	T2G	PUT	TOT
TS Round 1	304	260	6	14	0	0	34	-1.314	0.350	-0.868	-1.832	-0.274	-2.106
TS Round 2	297	272	7	11	1	0	31	-1.032	-1.641	-0.050	-2.724	-0.994	-3.718

TS	Round 1	4	5	5	3	4	4	3	4	3	35	4	4	4	5	5	5	3	4	4	38	73	
TS	Round 2	4	4	5	3	5	4	3	5	4	37	4	4	3	5	4	5	3	4	4	36	73	146

Cut Rickie Fowler +6

Strokes Gained Statistics

Course	DD1	DD2	FH	GIR	SH	SS	PT	OTT	APR	ARG	T2G	PUT	TOT
TS Round 1	333	296	6	11	2	1	31	-0.882	-1.000	0.091	-1.791	-0.315	-2.106

Strokes Gained Legend: OTT = Off the Tee APR = Approach the Green ARG = Around the Green T2G = Tee to Green PUT = Putting TOT = Total Strokes Gained





2024 WM Phoenix Open
Second Round Top Players



Course	Hole	1	2	3	4	5	6	7	8	9	Out	10	11	12	13	14	15	16	17	18	In	Total	
TS TPC Scottsdale (Stadium)	Par	4	4	5	3	4	4	3	4	4	35	4	4	3	5	4	5	3	4	4	36	71	
TS	Round 2	300	282	7	9	3	2	29				-2.739	-2.803	0.606	-4.937	-0.781	-5.718						
TS	Round 1		4	4	6	3	4	4	4	4	37	4	4	4	4	5	4	3	4	4	36	73	
TS	Round 2		4	4	4	3	5	5	3	4	36	4	4	5	4	7	2	5	4		39	75	148
Cut Vince Whaley												Strokes Gained Statistics											
Course		DD1	DD2	FH	GIR	SH	SS	PT	OTT	APR	ARG	T2G	PUT	TOT									
TS	Round 1	313	281	3	15	1	0	35	-0.990	3.326	-0.512	1.824	-3.930	-2.106									
TS	Round 2	303	282	6	11	3	1	34	-1.868	-2.424	-0.516	-4.809	-2.909	-7.718									
TS	Round 1		3	5	5	3	4	4	4	4	5	3	4	5	3	4	5	36	73				
TS	Round 2		4	4	5	3	5	4	3	5	4	5	4	4	3	4	4	40	77	150			
Cut Brandt Snedeker												Strokes Gained Statistics											
Course		DD1	DD2	FH	GIR	SH	SS	PT	OTT	APR	ARG	T2G	PUT	TOT									
TS	Round 1	287	256	3	11	1	0	29	-2.235	0.334	-0.909	-2.810	-0.296	-3.106									
TS	Round 2	272	278	11	11	1	0	33	0.078	-4.544	-1.587	-6.054	-1.664	-7.718									
TS	Round 1		3	4	5	3	6	4	3	5	3	5	3	3	3	3	3	38	74				
TS	Round 2		5	5	5	4	4	4	2	4	4	5	3	4	5	4	5	40	77	151			
Cut Ryan Brehm												Strokes Gained Statistics											
Course		DD1	DD2	FH	GIR	SH	SS	PT	OTT	APR	ARG	T2G	PUT	TOT									
TS	Round 1	297	253	3	7	2	2	30	-2.985	-2.608	-0.834	-6.427	0.321	-6.106									
TS	Round 2	302	291	5	9	1	0	30	-1.685	-1.243	-0.084	-3.013	-1.705	-4.718									
TS	Round 1		4	5	5	2	4	4	3	5	4	4	5	3	4	5	3	41	77				
TS	Round 2		4	5	5	3	4	4	3	4	4	3	5	4	3	5	4	38	74	151			
WD Carl Yuan												Strokes Gained Statistics											
Course		DD1	DD2	FH	GIR	SH	SS	PT	OTT	APR	ARG	T2G	PUT	TOT									

Strokes Gained Legend: OTT = Off the Tee APR = Approach the Green ARG = Around the Green T2G = Tee to Green PUT = Putting TOT = Total Strokes Gained



2024 WM Phoenix Open
Second Round Top Players



Course	Hole	1	2	3	4	5	6	7	8	9	Out	10	11	12	13	14	15	16	17	18	In	Total	
TS TPC Scottsdale (Stadium)	Par	4	4	5	3	4	4	3	4	4	35	4	4	3	5	4	5	3	4	4	36	71	
TS	Round 1	364	267	7	8	1	1	31				-0.738	-2.371	0.130	-2.979	-3.127	-6.106						
TS	Round 1	4	5	4	3	6	5	4	6	5	42	4	4	3	4	5	3	4	4	35	77	77	

Strokes Gained Legend: OTT = Off the Tee APR = Approach the Green ARG = Around the Green T2G = Tee to Green PUT = Putting TOT = Total Strokes Gained

