



2025 WM PHOENIX OPEN MEDIA GUIDE

**SECTION 1:
2024 ROUND-1 RECAP AND STATS**



2024 WM Phoenix Open
TPC Scottsdale (Stadium Course)
First Round Tournament Summary



1	Nick Taylor	-11	29-31-60	Emiliano Grillo	E	37-34-71
2	Sahith Theegala	-6	32-33-65	Brian Harman	E	35-36-71
	Andrew Novak	-6	34-31-65	Harris English	E	36-35-71
	Maverick McNealy	-6	32-33-65	Adam Svensson	E	36-35-71
	Doug Ghim	-6	34-31-65	Lee Hodges	E	34-37-71
6	Daniel Berger	-5	31-35-66	Austin Eckroat	E	36-35-71
	Ryan Fox	-5	32-34-66	Nicolo Galletti	E	34-37-71
8	Shane Lowry	-4	36-31-67	Peter Malnati	E	35-36-71
	S.H. Kim	-4	35-32-67	Tyler Duncan	E	35-36-71
	Charley Hoffman	-4	32-35-67	Min Woo Lee	E	35-36-71
	Cameron Young	-4	33-34-67	Nick Hardy	E	35-36-71
	Jhonattan Vegas	-4	32-35-67	Stewart Cink	E	35-36-71
	Christiaan Bezuidenhout	-4	33-34-67	Chad Ramey	E	34-37-71
14	Jordan Spieth	-3	34-34-68	Seamus Power	E	36-35-71
	Scottie Scheffler	-3	34-34-68	Michael Kim	E	37-34-71
	Kurt Kitayama	-3	33-35-68	Justin Lower	E	34-37-71
	Sam Burns	-3	34-34-68	Jesse Mueller	E	34-37-71
	Si Woo Kim	-3	34-34-68	81 Tyson Alexander	+1	34-38-72
	Corey Connors	-3	34-34-68	Erik van Rooyen	+1	37-35-72
	Jake Knapp	-3	33-35-68	Grayson Murray	+1	37-35-72
	Alexander Björk	-3	32-36-68	Luke List	+1	38-34-72
	Justin Suh	-3	35-33-68	Ben Griffin	+1	37-35-72
23	Martin Laird	-2	36-33-69	Denny McCarthy	+1	37-35-72
	Kevin Yu	-2	33-36-69	Ben Taylor	+1	35-37-72
	Joel Dahmen	-2	33-36-69	Kevin Chappell	+1	35-37-72
	Alex Noren	-2	34-35-69	Wyndham Clark	+1	35-37-72
	Davis Thompson	-2	35-34-69	Adam Scott	+1	35-37-72
	Aaron Baddeley	-2	35-34-69	Chez Reavie	+1	36-36-72
	Matt Fitzpatrick	-2	35-34-69	Billy Horschel	+1	35-37-72
	Bud Cauley	-2	35-34-69	Kevin Stadler	+1	35-37-72
	Sam Ryder	-2	34-35-69	Beau Hossler	+1	38-34-72
	Thomas Detry	-2	39-30-69	Ryan Moore	+1	35-37-72
	Zac Blair	-2	34-35-69	Jim Knous	+1	36-36-72
	Hideki Matsuyama	-2	35-34-69	Adrien Dumont de Chassart	+1	34-38-72
	Keith Mitchell	-2	34-35-69	98 David Lipsky	+2	37-36-73
	Ben Martin	-2	34-35-69	Greyson Sigg	+2	36-37-73
	Justin Thomas	-2	35-34-69	Robert MacIntyre	+2	37-36-73
	Taylor Moore	-2	33-36-69	Joseph Bramlett	+2	36-37-73
	Taylor Montgomery	-2	34-35-69	Max Homa	+2	37-36-73
	Robby Shelton	-2	36-33-69	Rickie Fowler	+2	37-36-73
	Troy Merritt	-2	34-35-69	Ryo Hisatsune	+2	35-38-73
	Sami Valimaki	-2	35-34-69	Andrew Putnam	+2	37-36-73
43	Luke Donald	-1	35-35-70	Garrick Higgo	+2	37-36-73
	Eric Cole	-1	34-36-70	C.T. Pan	+2	35-38-73
	Adam Schenk	-1	36-34-70	Vince Whaley	+2	37-36-73
	Sungjae Im	-1	33-37-70	Chesson Hadley	+2	37-36-73
	Tom Hoge	-1	34-36-70	Brandon Wu	+2	35-38-73
	Brendon Todd	-1	34-36-70	111 Tom Kim	+3	37-37-74
	Hayden Buckley	-1	33-37-70	J.J. Spaun	+3	35-39-74
	Chris Gotterup	-1	33-37-70	Victor Perez	+3	37-37-74
	Sam Stevens	-1	34-36-70	Brandt Snedeker	+3	36-38-74
	Harry Hall	-1	33-37-70	K.H. Lee	+3	35-39-74
	Byeong Hun An	-1	35-35-70	116 Matti Schmid	+4	37-38-75
	Will Gordon	-1	35-35-70	Akshay Bhatia	+4	34-41-75
	J.T. Poston	-1	37-33-70	Vincent Norrman	+4	36-39-75
	Cameron Champ	-1	34-36-70	Matt Wallace	+4	36-39-75
	Scott Stallings	-1	35-35-70	Matt Kuchar	+4	37-38-75
	Zach Johnson	-1	36-34-70	Adam Hadwin	+4	40-35-75
	Camilo Villegas	-1	37-33-70	Ben Kohles	+4	37-38-75
	Matt NeSmith	-1	35-35-70	123 Callum Tarren	+5	37-39-76
	Mark Hubbard	-1	34-36-70	Nico Echavarria	+5	37-39-76
62	Nate Lashley	E	36-35-71	Dylan Wu	+5	37-39-76
	Carson Young	E	35-36-71	Aaron Rai	+5	36-40-76



2024 WM Phoenix Open
TPC Scottsdale (Stadium Course)
First Round Tournament Summary



	Lanto Griffin	+5	38	-38	-76
	Patton Kizzire	+5	36	-40	-76
	J.B. Holmes	+5	36	-40	-76
130	Carl Yuan	+6	42	-35	-77
	Ryan Brehm	+6	36	-41	-77
132	Gary Woodland	+8	41	-38	-79



2024 WM Phoenix Open
(6th of 36 FedExCup Regular Season events)

Scottsdale, Arizona
TPC Scottsdale

February 8-11, 2024
Par/Yards: 35-36—71/7,261

Purse: \$8.8 million (\$1.584 million/winner)
FedExCup points: 500 (winner)

Completed First-Round Notes – Friday, February 9, 2024

Weather: Thursday: Mostly cloudy with afternoon showers. High of 54. Wind WSW 8-14 mph, with gusts to 25 mph. Play was suspended due to unplayable course conditions at 12:32 p.m. and resumed at 4:02 p.m. (delay of 3 hours, 30 minutes). Play was suspended due to darkness at 6:10 p.m., with the entire afternoon wave yet to complete their round. Friday: Mostly sunny. High of 56. Wind variable 4-8 mph. The resumption of the first round was scheduled for 7:30 a.m. but delayed due to frost until 9:13 a.m. (delay of 1 hour, 43 minutes). The round was completed at 1:50 p.m.

First-Round Leaderboard

Pos.	Player	Total
1	Nick Taylor	60 (-11)
T2	Sahith Theegala	65 (-6)
T2	Andrew Novak	65 (-6)
T2	Maverick McNealy	65 (-6)
T2	Doug Ghim	65 (-6)

Nick Taylor (1st/-11)

- Ties the WM Phoenix Open 18-hole scoring record with a career-low 11-under 60 (previous low round was 62; twice: most recently at the 2023 Sony Open in Hawaii/R3)
- Previous 60s at the event: Grant Waite (1996/R4) Mark Calcavecchia (2001/R2) Phil Mickelson (2005/R2, 2013/R1)
- Records the 55th 60 in PGA TOUR history and the third this season; the others: Nick Dunlap/The American Express/R3/won, Wyndham Clark/AT&T Pebble Beach Pro-Am/R3/won
- Five-stroke lead ties Jim Gallagher, Jr. (1993 TOUR Championship) for the largest 18-hole lead in a stroke-play event on record (1983-present); breaks the record for largest 18-hole lead at the WM Phoenix Open (Mickelson/4 strokes/2013)
- After beginning his round on No. 10 and posting a 5-under 31, turns in his career-low nine-hole score on TOUR with a 29 on his inward nine; has 10 30s on TOUR, most recently on Nos. 10-18 in round one of the 2023 WM Phoenix Open
- Holds fourth 18-hole lead/co-lead on the PGA TOUR; is 1-for-3 to date converting to victory (2019 Shriners Children’s Open/T29, 2020 AT&T Pebble Beach Pro-Am/1st, 2022 Charles Schwab Challenge/T48)
- Making his 10th start at the WM Phoenix Open, with a runner-up finish in 2023 his lone top-10 finish
- Three PGA TOUR wins (2014 Sanderson Farms Championship, 2020 AT&T Pebble Beach Pro-Am, 2023 RBC Canadian Open)
- Making fifth start of the season, with a T7 at the Sony Open in Hawaii his best finish
- The last first-round leader/co-leader to win the WM Phoenix Open was Rickie Fowler in 2019

Miscellaneous Notes

- Making his third start at the WM Phoenix Open (T3/2022, T39/2023), **Sahith Theegala** (T2/-6) opens with a 6-under 65; held the second- and third-round lead at the event in 2022 before finishing one stroke shy of joining Scottie Scheffler and Patrick Cantlay in a playoff
- With a win at the WM Phoenix Open, World No. 1 **Scottie Scheffler** (T14/-3) would become the first player to win the same PGA TOUR event three years in a row since Steve Stricker at the John Deere Classic in 2009, 2010 and 2011
- Making his first start on TOUR since the 2020 Fortinet Championship, **Bud Cauley** (T23/-2) entered the season on a Major Medical Extension with 27 starts available to earn 391.355 FedExCup points and match No. 125 from the 2020-21 FedExCup standings (Chesson Hadley/440.355)
- **Wyndham Clark** (T81/+1), winner of last week’s AT&T Pebble Beach Pro-Am, has one top-10 finish in five previous starts at the WM Phoenix Open (T10/2023)
- **Lucas Glover** withdrew prior to the start of the first round and was replaced by **Ryo Hisatsune** (T98/+2)
- Following a first-round 6-over 77, **Carl Yuan** withdrew with a neck injury
- Preferred lies were in effect during the first round



2024 WM Phoenix Open
 TPC Scottsdale (Stadium Course)
 First Round Course Statistics



Total For First Round Posting 132 Scores

Hole	Par	Average	Double		Birdies	Pars	Bogeys	Double Triple		Min	Max	Rank	Avg Over	
			Eagles-	Eagles				Bogeys	Bogey+				Under-	Par
1	4	3.977	0	0	19	97	16	0	0	3	5	10	-.023	
2	4	4.182	0	1	15	82	29	4	1	2	8	5	.182	
3	5	4.545	0	6	62	52	11	0	1	3	8	17	-.455	
4	3	2.932	0	0	22	97	13	0	0	2	4	14	-.068	
5	4	4.053	0	0	20	89	19	4	0	3	6	7	.053	
6	4	3.955	0	0	22	94	16	0	0	3	5	11	-.045	
7	3	3.220	0	0	7	90	34	1	0	2	5	3	.220	
8	4	4.076	0	0	14	95	22	1	0	3	6	6	.076	
9	4	4.227	0	0	10	86	33	2	1	3	7	2	.227	
OUT	35	35.167	0	7	191	782	193	12	3					
10	4	3.947	0	0	26	88	17	1	0	3	6	12	-.053	
11	4	4.015	0	0	19	94	17	2	0	3	6	9	.015	
12	3	3.242	0	0	10	86	32	3	1	2	7	1	.242	
13	5	4.515	0	9	54	61	8	0	0	3	6	18	-.485	
14	4	4.220	0	0	8	89	33	2	0	3	6	3	.220	
15	5	4.939	0	1	31	79	18	2	1	3	8	13	-.061	
16	3	2.902	0	0	29	87	16	0	0	2	4	16	-.098	
17	4	3.917	0	0	28	87	17	0	0	3	5	15	-.083	
18	4	4.030	0	0	18	92	22	0	0	3	5	8	.030	
IN	36	35.727	0	10	223	763	180	10	2					
TOT	71	70.894	0	17	414	1545	373	22	5					

Round 1

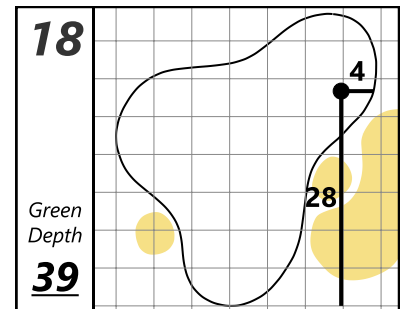
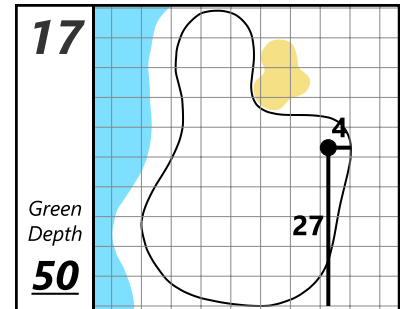
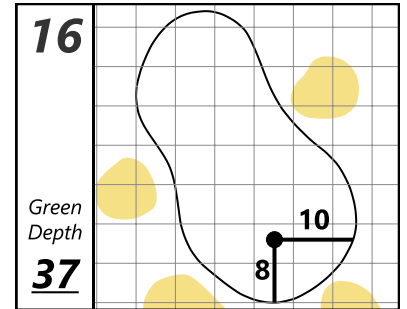
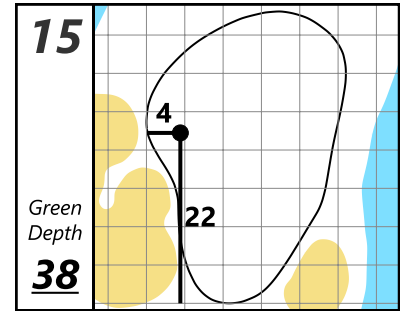
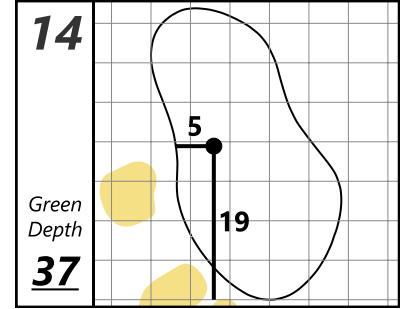
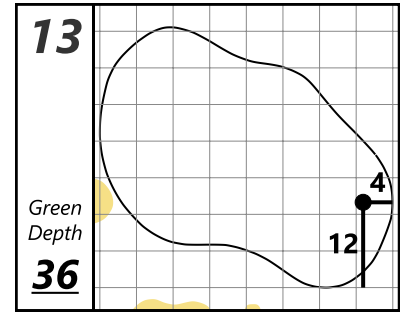
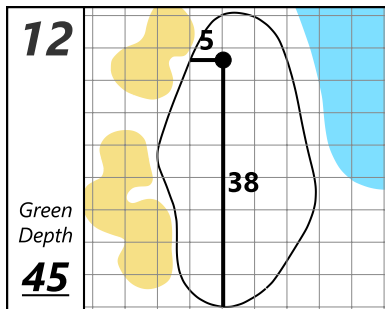
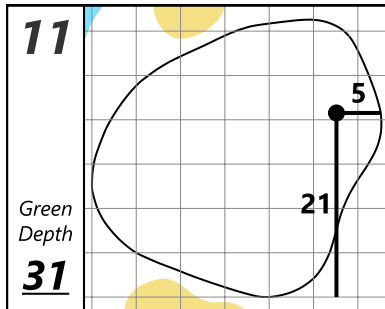
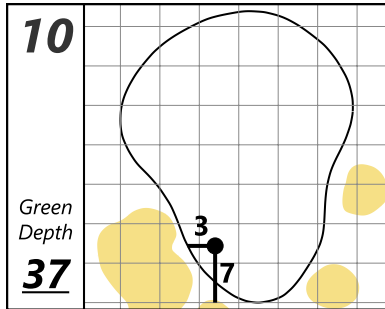
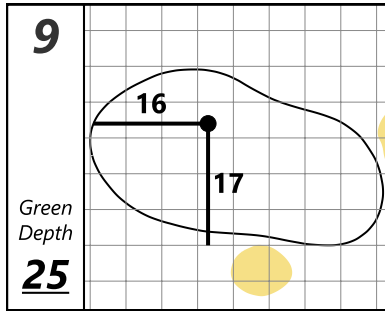
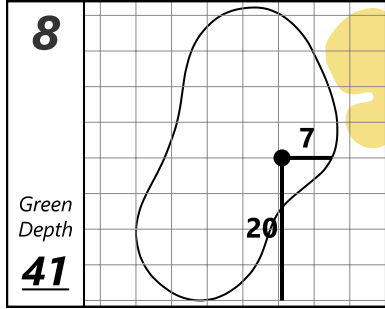
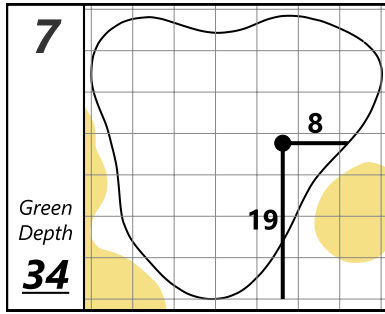
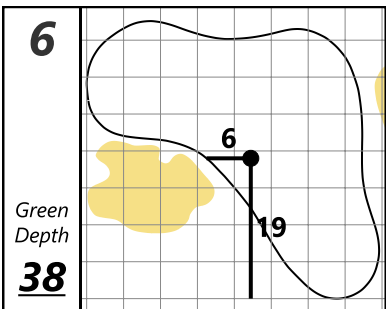
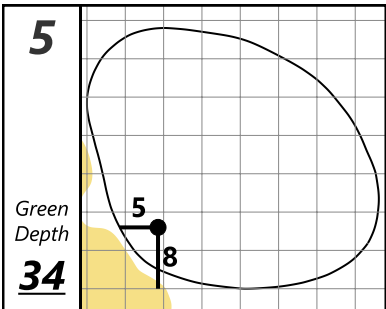
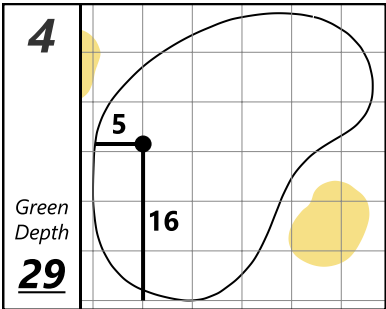
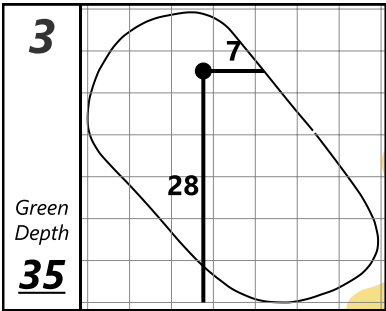
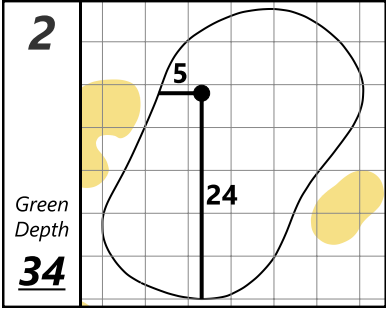
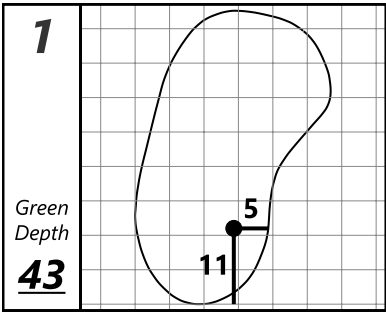
Rounds Below 70	42
Rounds Below Par	61
Rounds Par and Below	80
Rounds At Even Par	19
Rounds Over Par	52
Rounds 80 and Over	0



2024 WM Phoenix Open
 First Round Course Statistics Table
 TPC Scottsdale (Stadium Course) TS 7261 yards 35-36--71



Statistic	Round 1
Drive Dist. Leader	325-Champ
Drive Dist. Holes: 13,14	
Longest Drive	376-Spieth
Hole 1	335-Murray
Hole 2	371-Duncan
Hole 3	376-Spieth
Hole 4	
Hole 5	354-Yuan
Hole 6	324-Lee
Hole 7	
Hole 8	325-Clark
Hole 9	328-Champ
Hole 10	332-Lee
Hole 11	375-Norman
Hole 12	
Hole 13	364-Yuan
Hole 14	320-Burns
Hole 15	330-Detry
Hole 16	
Hole 17	326-Vegas
Hole 18	346-Yuan
Most Fairways Hit	13-Taylor, NeSmith
Most Greens in Regulation	18-NeSmith
Approach Prox. To Hole	25' 0"-Vegas
Longest Putt Made	88' 10"-Fox
Most 1 Putts	13-Taylor



WM Phoenix Open

TPC Scottsdale (Stadium Course)



WM Phoenix Open

Groupings & Starting Times

Thursday & Friday, February 08 & February 09, 2024

Rd. 1 1 Tee	Rd. 2 10 Tee			
7:20 AM	12:00 PM	Martin Laird Glasgow, SCO	David Lipsky Las Vegas, NV	Carl Yuan Dalian, CHN
7:31 AM	12:11 PM	Joel Dahmen Clarkston, WA	Greyson Sigg Augusta, GA	Carson Young Greenville, SC
7:42 AM	12:22 PM	Luke Donald England	Alex Noren Stockholm, SWE	Davis Thompson St. Simons Island, GA
7:53 AM	12:33 PM	Akshay Bhatia Wake Forest, NC	Vincent Norrman Sweden	Emiliano Grillo Argentina
8:04 AM	12:44 PM	Erik van Rooyen Johannesburg, RSA	Harris English Sea Island, GA	Adam Schenk Vincennes, IN
8:15 AM	12:55 PM	Matt Wallace England	J.J. Spaun Los Angeles, CA	Matt Kuchar Jupiter, FL
8:26 AM	1:06 PM	Lucas Glover Jupiter, FL	Nico Echavarria Medellin, COL	Tom Hoge Fargo, ND
8:37 AM	1:17 PM	Lee Hodges Athens, AL	Ryan Brehm Mount Pleasant, MI	Adam Hadwin Abbotsford, B.C., CAN
8:48 AM	1:28 PM	Garrick Higgo Stellenbosch, RSA	Ben Griffin Chapel Hill, NC	Dylan Wu Medford, OR
8:59 AM	1:39 PM	Denny McCarthy Jupiter, FL	Hayden Buckley Alpharetta, GA	Austin Eckroat Edmond, OK
9:10 AM	1:50 PM	Patton Kizzire Sea Island, GA	Kevin Chappell Fresno, CA	Ben Kohles Cary, NC

Rd. 1 10 Tee	Rd. 2 1 Tee			
7:20 AM	12:00 PM	Nate Lashley Scottsdale, AZ	Kevin Yu Taoyuan, TWN	Tyson Alexander Gainesville, FL
7:31 AM	12:11 PM	Kevin Streelman Wheaton, IL	Callum Tarren Darlington, ENG	Matti Schmid Germany
7:42 AM	12:22 PM	Aaron Baddeley Melbourne, AUS	Eric Cole Tequesta, FL	Joseph Bramlett Las Vegas, NV
7:53 AM	12:33 PM	Brian Harman Sea Island, GA	Max Homa Valencia, CA	Jordan Spieth Dallas, TX
8:04 AM	12:44 PM	Grayson Murray Raleigh, NC	Tom Kim Seoul, KOR	Rickie Fowler Murrieta, CA
8:15 AM	12:55 PM	Matt Fitzpatrick Sheffield, ENG	Sungjae Im Jeju-Si, Jeju-do, KOR	Shane Lowry County Offaly, IRL
8:26 AM	1:06 PM	Sahith Theegala Chino Hills, CA	Adam Svensson Surrey, British Columbia, CAN	Brendon Todd Athens, GA
8:37 AM	1:17 PM	Luke List Augusta, GA	Gary Woodland Topeka, KS	Andrew Putnam University Place, WA
8:48 AM	1:28 PM	C.T. Pan Taiwan, TPE	Aaron Rai England	Vince Whaley Alpharetta, GA
8:59 AM	1:39 PM	Lanto Griffin Jacksonville Beach, FL	S.H. Kim South Korea	Ben Taylor London, ENG
9:10 AM	1:50 PM	Victor Perez France	Chris Gotterup Little Silver, NJ	Nicolo Galletti Tempe, AZ



WM Phoenix Open

Groupings & Starting Times

Thursday & Friday, February 08 & February 09, 2024

Rd. 1 1 Tee	Rd. 2 10 Tee			
12:00 PM	7:20 AM	Bud Cauley Palm Beach Gardens, FL	Sam Ryder Longwood, FL	Thomas Detry Brussels, BEL
12:11 PM	7:31 AM	Peter Malnati Knoxville, TN	Chesson Hadley Raleigh, NC	Zac Blair Orem, UT
12:22 PM	7:42 AM	Byeong Hun An South Korea	Maverick McNealy Las Vegas, NV	Will Gordon Davidson, NC
12:33 PM	7:53 AM	Wyndham Clark Denver, CO	Scottie Scheffler Dallas, TX	Hideki Matsuyama Sendai, JPN
12:44 PM	8:04 AM	Justin Thomas Louisville, KY	Adam Scott Gold Coast, Queensland, AUS	Cameron Young Scarborough, NY
12:55 PM	8:15 AM	Sam Burns Shreveport, LA	Si Woo Kim Seoul, KOR	J.T. Poston Sea Island, GA
1:06 PM	8:26 AM	Chad Ramey Fulton, MS	Cameron Champ Sacramento, CA	Scott Stallings Oak Ridge, TN
1:17 PM	8:37 AM	Taylor Moore Edmond, OK	Billy Horschel Ponte Vedra Beach, FL	Zach Johnson Cedar Rapids, IA
1:28 PM	8:48 AM	Michael Kim Dallas, TX	Jhonattan Vegas Maturin, VEN	Matt NeSmith Aiken, SC
1:39 PM	8:59 AM	Mark Hubbard Denver, CO	Robby Shelton Wilmer, AL	Ryan Fox New Zealand
1:50 PM	9:10 AM	Jake Knapp Costa Mesa, CA	Alexander Björk Sweden, SWE	Jim Knous Basalt, CO

Rd. 1 10 Tee	Rd. 2 1 Tee			
12:00 PM	7:20 AM	Sam Stevens Wichita, KS	Harry Hall Cornwall, ENG	Andrew Novak Sea Island, GA
12:11 PM	7:31 AM	Tyler Duncan Columbus, IN	Charley Hoffman Rancho Santa Fe, CA	Brandon Wu Scarsdale, NY
12:22 PM	7:42 AM	Keith Mitchell Chattanooga, TN	Ben Martin Greenville, SC	Min Woo Lee Perth, AUS
12:33 PM	7:53 AM	Nick Taylor Abbotsford, B.C., CAN	Kurt Kitayama Chico, CA	Brandt Snedeker Franklin, TN
12:44 PM	8:04 AM	Nick Hardy Northbrook, IL	Stewart Cink Atlanta, GA	J.B. Holmes Campbellsville, KY
12:55 PM	8:15 AM	Corey Connors Listowel, ON, CAN	Chez Reavie Scottsdale, AZ	K.H. Lee Seoul, KOR
1:06 PM	8:26 AM	Camilo Villegas Medellin, COL	Seamus Power Waterford, IRL	Daniel Berger Jupiter, FL
1:17 PM	8:37 AM	Kevin Stadler Denver, CO	Beau Hossler Mission Viejo, CA	Taylor Montgomery Las Vegas, NV
1:28 PM	8:48 AM	Ryan Moore Las Vegas, NV	Doug Ghim Arlington Heights, IL	Justin Lower Canal Fulton, OH
1:39 PM	8:59 AM	Troy Merritt Eagle, ID	Christiaan Bezuidenhout Kempton Park, RSA	Justin Suh San Jose, CA
1:50 PM	9:10 AM	Sami Valimaki Nokia, FIN	Adrien Dumont de Chassart Villers la Ville, BEL	Jesse Mueller Phoenix, AZ

Alternates

1 Robert MacIntyre	6 Ben Silverman
2 Ryo Hisatsune	7 Pierceson Coody
3 Chan Kim	8 Paul Barjon
4 Alejandro Tosti	9 Max Greyserman
5 Rico Hoey	10 Chandler Phillips

Approx Starting Times for Sat/Sun: 9:00 am - 11:00 am, two tees
Finish Times for Sat/Sun: 4:00 pm

Tee Times: pgatour.com or TOUR Links



2024 WM Phoenix Open First Round Top Players



Course	Hole	1	2	3	4	5	6	7	8	9	Out	10	11	12	13	14	15	16	17	18	In	Total		
TS TPC Scottsdale (Stadium)	Par	4	4	5	3	4	4	3	4	4	35	4	4	3	5	4	5	3	4	4	36	71		
1 Nick Taylor	-11												Strokes Gained Statistics											
Course		DD1	DD2	FH	GIR	SH	SS	PT							OTT	APR	ARG	T2G	PUT	TOT				
TS Round 1		303	267	13	16	1	1	23							2.206	1.464	0.076	3.746	7.148	10.894				
TS Round 1			③	③	④	3	③	4	3	③	③	29	4	③	②	④	4	5	②	4	③	31	60	60
2 Sahith Theegala	-6												Strokes Gained Statistics											
Course		DD1	DD2	FH	GIR	SH	SS	PT							OTT	APR	ARG	T2G	PUT	TOT				
TS Round 1		317	262	8	13	3	2	26							0.509	1.374	1.889	3.772	2.122	5.894				
TS Round 1			4	③	④	②	⑤	③	3	4	4	32	③	4	②	5	4	④	3	4	4	33	65	65
Andrew Novak	-6												Strokes Gained Statistics											
Course		DD1	DD2	FH	GIR	SH	SS	PT							OTT	APR	ARG	T2G	PUT	TOT				
TS Round 1		310	272	6	15	0	0	26							0.154	2.327	0.706	3.187	2.707	5.894				
TS Round 1			⑤	4	④	3	4	4	②	4	4	34	4	③	④	③	4	④	②	③	4	31	65	65
Maverick McNealy	-6												Strokes Gained Statistics											
Course		DD1	DD2	FH	GIR	SH	SS	PT							OTT	APR	ARG	T2G	PUT	TOT				
TS Round 1		305	301	8	15	2	1	27							0.946	3.456	1.704	6.106	-0.212	5.894				
TS Round 1			4	⑤	④	②	4	③	3	4	③	32	4	4	④	③	4	5	3	③	③	33	65	65
Doug Ghim	-6												Strokes Gained Statistics											
Course		DD1	DD2	FH	GIR	SH	SS	PT							OTT	APR	ARG	T2G	PUT	TOT				
TS Round 1		305	294	12	17	0	0	29							1.999	0.177	1.908	4.084	1.810	5.894				
TS Round 1			4	③	5	3	4	⑤	3	③	4	34	4	4	④	③	4	④	②	③	③	31	65	65
6 Daniel Berger	-5												Strokes Gained Statistics											
Course		DD1	DD2	FH	GIR	SH	SS	PT							OTT	APR	ARG	T2G	PUT	TOT				

Strokes Gained Legend: OTT = Off the Tee APR = Approach the Green ARG = Around the Green T2G = Tee to Green PUT = Putting TOT = Total Strokes Gained



2024 WM Phoenix Open First Round Top Players



Course	Hole	1	2	3	4	5	6	7	8	9	Out	10	11	12	13	14	15	16	17	18	In	Total	
TS TPC Scottsdale (Stadium)	Par	4	4	5	3	4	4	3	4	4	35	4	4	3	5	4	5	3	4	4	36	71	
TS	Round 1	316	290	10	14	0	0	26				1.770	0.787	-0.550	2.007	2.887	4.894						
TS	Round 1	4	② ④	④	④	③	②	4	4		31	4	4	④	④	4	5	②	4	4	35	66	66
Ryan Fox	-5											Strokes Gained Statistics											
Course		DD1	DD2	FH	GIR	SH	SS	PT							OTT	APR	ARG	T2G	PUT	TOT			
TS	Round 1	295	298	8	15	3	2	30							1.273	2.559	0.007	3.839	1.055	4.894			
TS	Round 1	4	4	④	3	4	③	3	③	4	32	⑤	4	④	③	4	④	②	4	4	34	66	66
8 Shane Lowry	-4											Strokes Gained Statistics											
Course		DD1	DD2	FH	GIR	SH	SS	PT							OTT	APR	ARG	T2G	PUT	TOT			
TS	Round 1	316	257	7	12	1	0	26							-0.714	1.913	0.641	1.840	2.054	3.894			
TS	Round 1	4	⑤	5	3	4	4	3	4	4	36	③	③	3	④	4	④	④	③	③	31	67	67
S.H. Kim	-4											Strokes Gained Statistics											
Course		DD1	DD2	FH	GIR	SH	SS	PT							OTT	APR	ARG	T2G	PUT	TOT			
TS	Round 1	330	248	10	12	2	2	27							1.156	0.148	1.196	2.500	1.394	3.894			
TS	Round 1	③	⑤	5	3	③	③	3	⑤	⑤	35	4	4	②	③	4	5	3	4	③	32	67	67
Charley Hoffman	-4											Strokes Gained Statistics											
Course		DD1	DD2	FH	GIR	SH	SS	PT							OTT	APR	ARG	T2G	PUT	TOT			
TS	Round 1	335	274	9	15	1	1	30							0.199	3.203	-0.039	3.363	0.531	3.894			
TS	Round 1	4	③	④	3	4	③	3	4	4	32	4	③	3	④	4	⑥	3	4	4	35	67	67
Cameron Young	-4											Strokes Gained Statistics											
Course		DD1	DD2	FH	GIR	SH	SS	PT							OTT	APR	ARG	T2G	PUT	TOT			
TS	Round 1	302	298	9	14	2	1	28							1.681	1.950	-0.897	2.734	1.160	3.894			

Strokes Gained Legend: OTT = Off the Tee APR = Approach the Green ARG = Around the Green T2G = Tee to Green PUT = Putting TOT = Total Strokes Gained



2024 WM Phoenix Open First Round Top Players



Course	Hole	1	2	3	4	5	6	7	8	9	Out	10	11	12	13	14	15	16	17	18	In	Total	
TS TPC Scottsdale (Stadium)	Par	4	4	5	3	4	4	3	4	4	35	4	4	3	5	4	5	3	4	4	36	71	
TS	Round 1	③	4	④	3	③	4	3	4	⑤	33	③	4	3	5	4	④	3	4	4	34	67	67
Jhonattan Vegas		-4																					
Course		DD1	DD2	FH	GIR	SH	SS	PT	Strokes Gained Statistics														
TS	Round 1	297	310	9	16	0	0	30	OTT	APR	ARG	T2G	PUT	TOT									
TS	Round 1	4	③	④	②	③	4	④	4	4	32	⑤	③	3	5	4	5	3	③	4	35	67	67
Christiaan Bezuidenhout		-4																					
Course		DD1	DD2	FH	GIR	SH	SS	PT	Strokes Gained Statistics														
TS	Round 1	288	290	8	15	0	0	29	OTT	APR	ARG	T2G	PUT	TOT									
TS	Round 1	4	⑤	③	3	4	③	3	4	4	33	4	4	3	④	4	④	3	③	⑤	34	67	67
14 Jordan Spieth		-3																					
Course		DD1	DD2	FH	GIR	SH	SS	PT	Strokes Gained Statistics														
TS	Round 1	340	282	9	15	2	1	30	OTT	APR	ARG	T2G	PUT	TOT									
TS	Round 1	4	4	④	3	4	4	3	4	4	34	4	③	3	④	4	⑥	④	③	③	34	68	68
Scottie Scheffler		-3																					
Course		DD1	DD2	FH	GIR	SH	SS	PT	Strokes Gained Statistics														
TS	Round 1	311	286	9	17	2	0	33	OTT	APR	ARG	T2G	PUT	TOT									
TS	Round 1	⑤	③	④	3	4	4	3	4	4	34	4	4	④	5	③	5	3	③	③	34	68	68
Kurt Kitayama		-3																					
Course		DD1	DD2	FH	GIR	SH	SS	PT	Strokes Gained Statistics														
TS	Round 1	326	285	10	14	1	1	29	OTT	APR	ARG	T2G	PUT	TOT									
TS	Round 1	4	4	④	②	4	4	3	4	4	33	4	4	3	④	4	5	3	4	4	35	68	68

Strokes Gained Legend: OTT = Off the Tee APR = Approach the Green ARG = Around the Green T2G = Tee to Green PUT = Putting TOT = Total Strokes Gained



2024 WM Phoenix Open First Round Top Players



Course	Hole	1	2	3	4	5	6	7	8	9	Out	10	11	12	13	14	15	16	17	18	In	Total		
TS TPC Scottsdale (Stadium)	Par	4	4	5	3	4	4	3	4	4	35	4	4	3	5	4	5	3	4	4	36	71		
Sam Burns		-3																						
Course		DD1	DD2	FH	GIR	SH	SS	PT	Strokes Gained Statistics															
TS	Round 1	304	320	7	13	2	1	29	OTT	APR	ARG	T2G	PUT	TOT										
TS	Round 1		③	4	5	3	4	4	④	③	4	34	③	4	3	5	4	④	3	4	4	34	68	68
Si Woo Kim		-3																						
Course		DD1	DD2	FH	GIR	SH	SS	PT	Strokes Gained Statistics															
TS	Round 1	283	298	12	14	2	1	30	OTT	APR	ARG	T2G	PUT	TOT										
TS	Round 1		4	4	④	3	4	4	3	4	4	34	4	4	3	5	4	③	3	③	⑤	34	68	68
Corey Connors		-3																						
Course		DD1	DD2	FH	GIR	SH	SS	PT	Strokes Gained Statistics															
TS	Round 1	311	274	11	13	2	1	28	OTT	APR	ARG	T2G	PUT	TOT										
TS	Round 1		4	③	5	3	③	4	3	4	⑤	34	③	4	④	5	4	5	②	③	4	34	68	68
Jake Knapp		-3																						
Course		DD1	DD2	FH	GIR	SH	SS	PT	Strokes Gained Statistics															
TS	Round 1	317	300	8	14	1	1	29	OTT	APR	ARG	T2G	PUT	TOT										
TS	Round 1		4	4	④	3	4	4	3	4	③	33	③	⑤	3	④	4	5	3	4	4	35	68	68
Alexander Björk		-3																						
Course		DD1	DD2	FH	GIR	SH	SS	PT	Strokes Gained Statistics															
TS	Round 1	286	263	10	12	2	1	27	OTT	APR	ARG	T2G	PUT	TOT										
TS	Round 1		③	4	④	②	⑤	4	3	4	③	32	⑤	4	3	5	4	5	3	③	4	36	68	68
Justin Suh		-3																						
Course		DD1	DD2	FH	GIR	SH	SS	PT	Strokes Gained Statistics															
		DD1	DD2	FH	GIR	SH	SS	PT	OTT	APR	ARG	T2G	PUT	TOT										

Strokes Gained Legend: OTT = Off the Tee APR = Approach the Green ARG = Around the Green T2G = Tee to Green PUT = Putting TOT = Total Strokes Gained



2024 WM Phoenix Open First Round Top Players



Course	Hole	1	2	3	4	5	6	7	8	9	Out	10	11	12	13	14	15	16	17	18	In	Total		
TS TPC Scottsdale (Stadium)	Par	4	4	5	3	4	4	3	4	4	35	4	4	3	5	4	5	3	4	4	36	71		
TS	Round 1	301	276	9	14	0	0	29				1.076	1.020	-1.669	0.427	2.467	2.894							
TS	Round 1		4	4	④	②	4	4	3	⑤	⑤	35	③	4	3	④	4	④	3	4	4	33	68	68
23 Martin Laird	-2											Strokes Gained Statistics												
Course		DD1	DD2	FH	GIR	SH	SS	PT				OTT	APR	ARG	T2G	PUT	TOT							
TS	Round 1	336	254	9	13	0	0	29				-0.361	-0.529	0.348	-0.542	2.436	1.894							
TS	Round 1		4	4	5	3	⑤	4	3	4	4	36	③	4	3	③	⑤	5	②	4	4	33	69	69
Kevin Yu	-2											Strokes Gained Statistics												
Course		DD1	DD2	FH	GIR	SH	SS	PT				OTT	APR	ARG	T2G	PUT	TOT							
TS	Round 1	335	287	10	13	2	0	29				0.207	0.497	-1.212	-0.508	2.402	1.894							
TS	Round 1		③	4	④	3	4	4	3	4	4	33	4	③	④	5	4	④	②	⑤	⑤	36	69	69
Joel Dahmen	-2											Strokes Gained Statistics												
Course		DD1	DD2	FH	GIR	SH	SS	PT				OTT	APR	ARG	T2G	PUT	TOT							
TS	Round 1	320	244	10	13	0	0	29				1.205	-1.538	0.292	-0.041	1.935	1.894							
TS	Round 1		③	4	5	②	4	4	3	4	4	33	4	③	3	5	⑤	5	3	4	4	36	69	69
Alex Noren	-2											Strokes Gained Statistics												
Course		DD1	DD2	FH	GIR	SH	SS	PT				OTT	APR	ARG	T2G	PUT	TOT							
TS	Round 1	359	241	8	12	2	1	30				0.138	0.771	-0.196	0.713	1.181	1.894							
TS	Round 1		⑤	4	④	3	4	4	3	③	4	34	4	4	3	④	⑤	5	②	4	4	35	69	69
Davis Thompson	-2											Strokes Gained Statistics												
Course		DD1	DD2	FH	GIR	SH	SS	PT				OTT	APR	ARG	T2G	PUT	TOT							
TS	Round 1	363	259	7	14	0	0	31				-0.295	2.869	-0.308	2.266	-0.372	1.894							

Strokes Gained Legend: OTT = Off the Tee APR = Approach the Green ARG = Around the Green T2G = Tee to Green PUT = Putting TOT = Total Strokes Gained



2024 WM Phoenix Open First Round Top Players



Course	Hole	1	2	3	4	5	6	7	8	9	Out	10	11	12	13	14	15	16	17	18	In	Total	
TS TPC Scottsdale (Stadium)	Par	4	4	5	3	4	4	3	4	4	35	4	4	3	5	4	5	3	4	4	36	71	
TS	Round 1	5	4	4	4	4	3	3	4	4	35	4	4	3	4	3	4	3	5	4	34	69	69
Aaron Baddeley		-2																					
Course		DD1	DD2	FH	GIR	SH	SS	PT	Strokes Gained Statistics														
TS Round 1		284	262	10	13	1	1	29	OTT	APR	ARG	T2G	PUT	TOT									
TS Round 1		4	4	5	3	4	4	3	4	4	35	3	3	3	5	5	5	2	4	4	34	69	69
Matt Fitzpatrick		-2																					
Course		DD1	DD2	FH	GIR	SH	SS	PT	Strokes Gained Statistics														
TS Round 1		309	267	11	13	0	0	29	OTT	APR	ARG	T2G	PUT	TOT									
TS Round 1		4	4	4	2	4	5	4	4	4	35	4	4	2	4	4	5	3	5	3	34	69	69
Bud Cauley		-2																					
Course		DD1	DD2	FH	GIR	SH	SS	PT	Strokes Gained Statistics														
TS Round 1		287	296	7	15	0	0	31	OTT	APR	ARG	T2G	PUT	TOT									
TS Round 1		4	4	4	3	4	4	3	4	5	35	4	4	3	4	4	4	4	4	4	34	69	69
Sam Ryder		-2																					
Course		DD1	DD2	FH	GIR	SH	SS	PT	Strokes Gained Statistics														
TS Round 1		292	285	7	14	2	1	31	OTT	APR	ARG	T2G	PUT	TOT									
TS Round 1		4	4	4	3	4	4	3	4	4	34	4	4	3	5	4	5	2	4	4	35	69	69
Thomas Detry		-2																					
Course		DD1	DD2	FH	GIR	SH	SS	PT	Strokes Gained Statistics														
TS Round 1		304	307	10	12	3	1	28	OTT	APR	ARG	T2G	PUT	TOT									
TS Round 1		4	4	6	3	5	4	4	4	5	39	3	3	3	4	3	4	2	3	5	30	69	69

Strokes Gained Legend: OTT = Off the Tee APR = Approach the Green ARG = Around the Green T2G = Tee to Green PUT = Putting TOT = Total Strokes Gained



2024 WM Phoenix Open First Round Top Players



Course	Hole	1	2	3	4	5	6	7	8	9	Out	10	11	12	13	14	15	16	17	18	In	Total		
TS	TPC Scottsdale (Stadium)	4	4	5	3	4	4	3	4	4	35	4	4	3	5	4	5	3	4	4	36	71		
Zac Blair		-2																						
Course		DD1	DD2	FH	GIR	SH	SS	PT	Strokes Gained Statistics															
TS Round 1		287	274	12	15	3	2	32	OTT	APR	ARG	T2G	PUT	TOT										
TS Round 1		③	4	5	3	4	4	3	4	4	34	4	4	3	④	⑤	④	3	4	4	35	69	69	
Hideki Matsuyama		-2																						
Course		DD1	DD2	FH	GIR	SH	SS	PT	Strokes Gained Statistics															
TS Round 1		301	294	7	11	2	2	25	OTT	APR	ARG	T2G	PUT	TOT										
TS Round 1		③	⑥	③	3	③	4	④	⑤	4	35	4	③	⑤	④	③	5	②	4	4	34	69	69	
Keith Mitchell		-2																						
Course		DD1	DD2	FH	GIR	SH	SS	PT	Strokes Gained Statistics															
TS Round 1		316	276	8	14	2	0	32	OTT	APR	ARG	T2G	PUT	TOT										
TS Round 1		4	4	5	3	4	③	3	4	4	34	⑤	4	②	③	4	⑥	3	4	4	35	69	69	
Ben Martin		-2																						
Course		DD1	DD2	FH	GIR	SH	SS	PT	Strokes Gained Statistics															
TS Round 1		306	280	9	12	0	0	29	OTT	APR	ARG	T2G	PUT	TOT										
TS Round 1		4	4	③	3	⑤	4	3	4	4	34	4	4	3	④	4	5	3	4	4	35	69	69	
Justin Thomas		-2																						
Course		DD1	DD2	FH	GIR	SH	SS	PT	Strokes Gained Statistics															
TS Round 1		307	283	5	13	2	1	30	OTT	APR	ARG	T2G	PUT	TOT										
TS Round 1		4	⑤	④	3	4	4	②	4	⑤	35	4	4	3	④	4	5	②	4	4	34	69	69	
Taylor Moore		-2																						
Course		DD1	DD2	FH	GIR	SH	SS	PT	Strokes Gained Statistics															
		DD1	DD2	FH	GIR	SH	SS	PT	OTT	APR	ARG	T2G	PUT	TOT										

Strokes Gained Legend: OTT = Off the Tee APR = Approach the Green ARG = Around the Green T2G = Tee to Green PUT = Putting TOT = Total Strokes Gained



2024 WM Phoenix Open
First Round Top Players



Course	Hole	1	2	3	4	5	6	7	8	9	Out	10	11	12	13	14	15	16	17	18	In	Total	
TS TPC Scottsdale (Stadium)	Par	4	4	5	3	4	4	3	4	4	35	4	4	3	5	4	5	3	4	4	36	71	
TS	Round 1	305	314	9	13	1	1	29				1.201	-0.026	2.625	3.800	-1.906	1.894						
TS	Round 1	4	4	④	3	③	4	3	4	4	33	4	4	3	5	4	⑥	②	4	4	36	69	69
Taylor Montgomery		-2																					
Course		DD1	DD2	FH	GIR	SH	SS	PT	Strokes Gained Statistics														
TS	Round 1	305	254	6	14	0	0	29	OTT	APR	ARG	T2G	PUT	TOT									
TS	Round 1	4	4	5	②	4	4	3	4	4	34	③	4	3	④	4	⑦	3	③	4	35	69	69
Robby Shelton		-2																					
Course		DD1	DD2	FH	GIR	SH	SS	PT	Strokes Gained Statistics														
TS	Round 1	291	280	10	11	2	2	29	OTT	APR	ARG	T2G	PUT	TOT									
TS	Round 1	4	4	5	3	4	4	④	4	4	36	③	4	3	④	4	④	3	4	4	33	69	69
Troy Merritt		-2																					
Course		DD1	DD2	FH	GIR	SH	SS	PT	Strokes Gained Statistics														
TS	Round 1	280	291	9	16	0	0	32	OTT	APR	ARG	T2G	PUT	TOT									
TS	Round 1	4	4	5	3	③	4	②	4	⑤	34	③	4	3	⑥	4	④	3	4	4	35	69	69
Sami Valimaki		-2																					
Course		DD1	DD2	FH	GIR	SH	SS	PT	Strokes Gained Statistics														
TS	Round 1	297	291	7	14	1	1	31	OTT	APR	ARG	T2G	PUT	TOT									
TS	Round 1	4	4	③	3	4	4	3	4	⑥	35	4	4	3	5	4	5	②	③	4	34	69	69
43 Luke Donald		-1																					
Course		DD1	DD2	FH	GIR	SH	SS	PT	Strokes Gained Statistics														
TS	Round 1	320	240	7	11	1	1	27	OTT	APR	ARG	T2G	PUT	TOT									
TS	Round 1	320	240	7	11	1	1	27	-0.846	-1.431	1.227	-1.050	1.944	0.894									

Strokes Gained Legend: OTT = Off the Tee APR = Approach the Green ARG = Around the Green T2G = Tee to Green PUT = Putting TOT = Total Strokes Gained





2024 WM Phoenix Open First Round Top Players



Course	Hole	1	2	3	4	5	6	7	8	9	Out	10	11	12	13	14	15	16	17	18	In	Total	
TS TPC Scottsdale (Stadium)	Par	4	4	5	3	4	4	3	4	4	35	4	4	3	5	4	5	3	4	4	36	71	
TS	Round 1	③	4	6	3	4	4	3	4	4	35	4	4	4	③	5	5	3	4	③	35	70	70
Eric Cole											-1	Strokes Gained Statistics											
Course		DD1	DD2	FH	GIR	SH	SS	PT				OTT	APR	ARG	T2G	PUT	TOT						
TS	Round 1	299	274	10	11	0	0	29				0.649	-1.155	-0.415	-0.921	1.815	0.894						
TS	Round 1	4	4	④	3	4	4	3	4	4	34	4	4	3	④	4	5	4	4	4	36	70	70
Adam Schenk											-1	Strokes Gained Statistics											
Course		DD1	DD2	FH	GIR	SH	SS	PT				OTT	APR	ARG	T2G	PUT	TOT						
TS	Round 1	344	273	8	10	2	1	28				-0.854	0.250	1.700	1.096	-0.202	0.894						
TS	Round 1	4	5	④	4	③	4	4	4	4	36	4	4	3	④	5	3	③	③	34	70	70	
Sungjae Im											-1	Strokes Gained Statistics											
Course		DD1	DD2	FH	GIR	SH	SS	PT				OTT	APR	ARG	T2G	PUT	TOT						
TS	Round 1	303	266	6	10	3	2	28				-0.059	-0.808	1.547	0.680	0.214	0.894						
TS	Round 1	③	③	5	3	4	4	3	4	4	33	4	4	3	5	5	3	4	4	37	70	70	
Tom Hoge											-1	Strokes Gained Statistics											
Course		DD1	DD2	FH	GIR	SH	SS	PT				OTT	APR	ARG	T2G	PUT	TOT						
TS	Round 1	322	233	7	11	0	0	29				-0.674	1.322	-0.776	-0.128	1.022	0.894						
TS	Round 1	4	4	④	3	5	4	②	③	5	34	4	4	3	5	4	5	3	4	4	36	70	70
Brendon Todd											-1	Strokes Gained Statistics											
Course		DD1	DD2	FH	GIR	SH	SS	PT				OTT	APR	ARG	T2G	PUT	TOT						
TS	Round 1	301	237	9	10	3	2	27				-0.373	-1.295	0.186	-1.482	2.376	0.894						
TS	Round 1	4	4	5	3	4	③	3	③	5	34	4	③	3	5	5	6	3	4	③	36	70	70

Strokes Gained Legend: OTT = Off the Tee APR = Approach the Green ARG = Around the Green T2G = Tee to Green PUT = Putting TOT = Total Strokes Gained



2024 WM Phoenix Open First Round Top Players



Course	Hole	1	2	3	4	5	6	7	8	9	Out	10	11	12	13	14	15	16	17	18	In	Total	
TS TPC Scottsdale (Stadium)	Par	4	4	5	3	4	4	3	4	4	35	4	4	3	5	4	5	3	4	4	36	71	
Hayden Buckley											-1	Strokes Gained Statistics											
Course		DD1	DD2	FH	GIR	SH	SS	PT				OTT	APR	ARG	T2G	PUT	TOT						
TS Round 1		278	272	8	12	2	2	29				0.342	-0.736	0.428	0.034	0.860	0.894						
TS Round 1		4	4	④	3	4	4	②	4	4	33	4	4	3	5	⑤	5	②	4	⑤	37	70	70
Chris Gotterup											-1	Strokes Gained Statistics											
Course		DD1	DD2	FH	GIR	SH	SS	PT				OTT	APR	ARG	T2G	PUT	TOT						
TS Round 1		336	256	5	10	4	2	28				-0.144	-1.611	0.053	-1.702	2.596	0.894						
TS Round 1		4	4	④	②	⑤	③	3	4	4	33	4	4	3	5	4	5	④	4	4	37	70	70
Sam Stevens											-1	Strokes Gained Statistics											
Course		DD1	DD2	FH	GIR	SH	SS	PT				OTT	APR	ARG	T2G	PUT	TOT						
TS Round 1		321	286	8	14	1	1	31				1.548	0.179	-0.332	1.395	-0.501	0.894						
TS Round 1		⑤	4	⑥	3	③	③	3	③	4	34	4	4	3	5	4	5	3	4	4	36	70	70
Harry Hall											-1	Strokes Gained Statistics											
Course		DD1	DD2	FH	GIR	SH	SS	PT				OTT	APR	ARG	T2G	PUT	TOT						
TS Round 1		308	284	7	12	1	1	31				0.854	-0.514	1.453	1.793	-0.899	0.894						
TS Round 1		4	4	④	②	4	4	3	4	4	33	⑤	③	④	5	4	④	3	⑤	4	37	70	70
Byeong Hun An											-1	Strokes Gained Statistics											
Course		DD1	DD2	FH	GIR	SH	SS	PT				OTT	APR	ARG	T2G	PUT	TOT						
TS Round 1		316	290	7	11	1	1	29				0.932	-0.219	-0.239	0.474	0.420	0.894						
TS Round 1		⑤	⑤	④	②	4	⑤	3	4	③	35	4	③	②	5	4	⑥	④	③	4	35	70	70
Will Gordon											-1	Strokes Gained Statistics											
Course		DD1	DD2	FH	GIR	SH	SS	PT				OTT	APR	ARG	T2G	PUT	TOT						

Strokes Gained Legend: OTT = Off the Tee APR = Approach the Green ARG = Around the Green T2G = Tee to Green PUT = Putting TOT = Total Strokes Gained



2024 WM Phoenix Open
First Round Top Players



Course	Hole	1	2	3	4	5	6	7	8	9	Out	10	11	12	13	14	15	16	17	18	In	Total	
TS TPC Scottsdale (Stadium)	Par	4	4	5	3	4	4	3	4	4	35	4	4	3	5	4	5	3	4	4	36	71	
TS	Round 1	293	293	6	17	1	0	34				0.631	2.806	-0.484	2.953	-2.059	0.894						
TS	Round 1	4	5	4	3	5	3	3	4	4	35	4	4	3	5	4	5	2	4	4	35	70	70
J.T. Poston	-1											Strokes Gained Statistics											
Course		DD1	DD2	FH	GIR	SH	SS	PT				OTT	APR	ARG	T2G	PUT	TOT						
TS	Round 1	294	300	8	13	2	2	29				0.685	-1.581	0.183	-0.713	1.607	0.894						
TS	Round 1	4	5	6	3	4	3	4	4	4	37	3	4	3	4	5	3	3	4	33	70	70	
Cameron Champ	-1											Strokes Gained Statistics											
Course		DD1	DD2	FH	GIR	SH	SS	PT				OTT	APR	ARG	T2G	PUT	TOT						
TS	Round 1	335	316	9	15	0	0	32				0.500	0.344	-0.566	0.278	0.616	0.894						
TS	Round 1	4	4	3	3	4	4	3	4	5	34	4	4	3	6	4	5	3	4	3	36	70	70
Scott Stallings	-1											Strokes Gained Statistics											
Course		DD1	DD2	FH	GIR	SH	SS	PT				OTT	APR	ARG	T2G	PUT	TOT						
TS	Round 1	288	315	6	15	1	0	30				-2.515	1.034	2.501	1.020	-0.126	0.894						
TS	Round 1	4	3	5	3	4	4	3	4	5	35	3	4	4	4	5	3	4	4	35	70	70	
Zach Johnson	-1											Strokes Gained Statistics											
Course		DD1	DD2	FH	GIR	SH	SS	PT				OTT	APR	ARG	T2G	PUT	TOT						
TS	Round 1	278	268	7	13	2	2	30				-0.443	0.425	0.820	0.802	0.092	0.894						
TS	Round 1	4	4	5	3	4	4	3	4	5	36	3	4	3	4	5	3	4	4	34	70	70	
Camilo Villegas	-1											Strokes Gained Statistics											
Course		DD1	DD2	FH	GIR	SH	SS	PT				OTT	APR	ARG	T2G	PUT	TOT						
TS	Round 1	301	300	3	13	1	0	30				-1.367	-0.072	0.563	-0.876	1.770	0.894						

Strokes Gained Legend: OTT = Off the Tee APR = Approach the Green ARG = Around the Green T2G = Tee to Green PUT = Putting TOT = Total Strokes Gained





2024 WM Phoenix Open First Round Top Players



Course	Hole	1	2	3	4	5	6	7	8	9	Out	10	11	12	13	14	15	16	17	18	In	Total	
TS TPC Scottsdale (Stadium)	Par	4	4	5	3	4	4	3	4	4	35	4	4	3	5	4	5	3	4	4	36	71	
TS	Round 1	4	4	6	3	4	4	4	4	4	37	4	4	2	4	4	5	2	4	4	33	70	70
Matt NeSmith		-1																					
Course		DD1	DD2	FH	GIR	SH	SS	PT	Strokes Gained Statistics														
TS Round 1		291	288	13	18	0	0	35	OTT	APR	ARG	T2G	PUT	TOT									
TS Round 1		4	4	5	3	4	4	3	4	4	35	3	4	3	5	4	5	3	4	4	35	70	70
Mark Hubbard		-1																					
Course		DD1	DD2	FH	GIR	SH	SS	PT	Strokes Gained Statistics														
TS Round 1		293	290	8	14	1	0	29	OTT	APR	ARG	T2G	PUT	TOT									
TS Round 1		4	4	5	3	4	3	3	3	5	34	5	5	3	4	4	4	3	4	4	36	70	70
62 Nate Lashley		E																					
Course		DD1	DD2	FH	GIR	SH	SS	PT	Strokes Gained Statistics														
TS Round 1		317	289	10	14	2	1	33	OTT	APR	ARG	T2G	PUT	TOT									
TS Round 1		5	4	4	4	4	3	4	4	36	4	4	3	4	3	6	3	4	4	35	71	71	
Carson Young		E																					
Course		DD1	DD2	FH	GIR	SH	SS	PT	Strokes Gained Statistics														
TS Round 1		320	259	10	15	0	0	33	OTT	APR	ARG	T2G	PUT	TOT									
TS Round 1		4	4	4	4	4	3	4	4	35	4	4	3	5	4	6	2	4	4	36	71	71	
Emiliano Grillo		E																					
Course		DD1	DD2	FH	GIR	SH	SS	PT	Strokes Gained Statistics														
TS Round 1		349	251	8	14	0	0	33	OTT	APR	ARG	T2G	PUT	TOT									
TS Round 1		4	4	5	3	4	5	3	5	4	37	4	4	3	4	4	5	2	4	4	34	71	71

Strokes Gained Legend: OTT = Off the Tee APR = Approach the Green ARG = Around the Green T2G = Tee to Green PUT = Putting TOT = Total Strokes Gained



2024 WM Phoenix Open
First Round Top Players



Course	Hole	1	2	3	4	5	6	7	8	9	Out	10	11	12	13	14	15	16	17	18	In	Total
TS TPC Scottsdale (Stadium)	Par	4	4	5	3	4	4	3	4	4	35	4	4	3	5	4	5	3	4	4	36	71

Brian Harman		E	Strokes Gained Statistics																					
Course			DD1	DD2	FH	GIR	SH	SS	PT	OTT	APR	ARG	T2G	PUT	TOT									
TS	Round 1		318	264	10	9	2	1	26	-0.036	-2.474	0.764	-1.746	1.640	-0.106									
TS	Round 1		③	4	④	3	4	⑤	④	4	4	35	4	③	⑤	5	4	5	②	⑤	③	36	71	71

Harris English		E	Strokes Gained Statistics																					
Course			DD1	DD2	FH	GIR	SH	SS	PT	OTT	APR	ARG	T2G	PUT	TOT									
TS	Round 1		346	254	11	12	1	1	30	1.358	-1.509	-0.260	-0.411	0.305	-0.106									
TS	Round 1		4	4	④	3	4	⑤	3	4	⑤	36	4	4	3	③	⑤	5	3	4	4	35	71	71

Adam Svensson		E	Strokes Gained Statistics																					
Course			DD1	DD2	FH	GIR	SH	SS	PT	OTT	APR	ARG	T2G	PUT	TOT									
TS	Round 1		326	258	10	13	1	1	33	0.655	-0.366	-0.500	-0.211	0.105	-0.106									
TS	Round 1		4	4	5	3	⑤	4	3	4	4	36	4	③	3	④	4	⑥	3	4	4	35	71	71

Lee Hodges		E	Strokes Gained Statistics																					
Course			DD1	DD2	FH	GIR	SH	SS	PT	OTT	APR	ARG	T2G	PUT	TOT									
TS	Round 1		289	234	7	11	1	1	28	-0.685	0.472	0.087	-0.126	0.020	-0.106									
TS	Round 1		4	4	5	3	4	4	3	4	③	34	4	⑤	3	⑥	4	④	3	4	4	37	71	71

Austin Eckroat		E	Strokes Gained Statistics																					
Course			DD1	DD2	FH	GIR	SH	SS	PT	OTT	APR	ARG	T2G	PUT	TOT									
TS	Round 1		303	276	9	11	5	4	31	0.495	-0.707	0.864	0.652	-0.758	-0.106									
TS	Round 1		4	4	④	④	4	4	3	4	⑤	36	4	⑤	3	5	4	④	②	4	4	35	71	71

Nicolo Galletti		E	Strokes Gained Statistics																				
Course			DD1	DD2	FH	GIR	SH	SS	PT	OTT	APR	ARG	T2G	PUT	TOT								

Strokes Gained Legend: OTT = Off the Tee APR = Approach the Green ARG = Around the Green T2G = Tee to Green PUT = Putting TOT = Total Strokes Gained





2024 WM Phoenix Open
First Round Top Players



Course	Hole	1	2	3	4	5	6	7	8	9	Out	10	11	12	13	14	15	16	17	18	In	Total	
TS TPC Scottsdale (Stadium)	Par	4	4	5	3	4	4	3	4	4	35	4	4	3	5	4	5	3	4	4	36	71	
TS	Round 1	296	233	10	13	0	0	0	0	31		0.107	1.121	-0.215	1.013	-1.119	-0.106						
TS	Round 1	4	4	5	②	③	5	3	4	4	34	4	4	3	5	5	3	4	4	37	71	71	
Peter Malnati		E																					
Course		DD1	DD2	FH	GIR	SH	SS	PT	Strokes Gained Statistics														
TS Round 1		305	271	4	15	1	0	34	OTT	APR	ARG	T2G	PUT	TOT									
TS Round 1		4	4	5	3	4	③	4	4	4	35	4	4	4	④	4	5	3	4	4	36	71	71
Tyler Duncan		E																					
Course		DD1	DD2	FH	GIR	SH	SS	PT	Strokes Gained Statistics														
TS Round 1		316	281	7	13	1	1	32	OTT	APR	ARG	T2G	PUT	TOT									
TS Round 1		4	4	④	3	4	4	4	4	4	35	4	5	3	④	4	5	3	4	4	36	71	71
Min Woo Lee		E																					
Course		DD1	DD2	FH	GIR	SH	SS	PT	Strokes Gained Statistics														
TS Round 1		324	283	6	15	0	0	35	OTT	APR	ARG	T2G	PUT	TOT									
TS Round 1		4	4	5	3	③	4	3	5	4	35	4	4	3	6	4	④	3	4	4	36	71	71
Nick Hardy		E																					
Course		DD1	DD2	FH	GIR	SH	SS	PT	Strokes Gained Statistics														
TS Round 1		313	285	8	14	1	0	33	OTT	APR	ARG	T2G	PUT	TOT									
TS Round 1		4	4	5	3	③	4	3	5	4	35	4	4	4	5	4	5	3	4	③	36	71	71
Stewart Cink		E																					
Course		DD1	DD2	FH	GIR	SH	SS	PT	Strokes Gained Statistics														
TS Round 1		332	279	10	16	1	0	35	OTT	APR	ARG	T2G	PUT	TOT									

Strokes Gained Legend: OTT = Off the Tee APR = Approach the Green ARG = Around the Green T2G = Tee to Green PUT = Putting TOT = Total Strokes Gained



2024 WM Phoenix Open First Round Top Players



Course	Hole	1	2	3	4	5	6	7	8	9	Out	10	11	12	13	14	15	16	17	18	In	Total	
TS TPC Scottsdale (Stadium)	Par	4	4	5	3	4	4	3	4	4	35	4	4	3	5	4	5	3	4	4	36	71	
TS	Round 1	4	4	④	3	③	4	⑤	4	4	35	4	4	3	④	4	5	3	⑤	4	36	71	71
Chad Ramey		Strokes Gained Statistics																					
Course		DD1	DD2	FH	GIR	SH	SS	PT			OTT	APR	ARG	T2G	PUT	TOT							
TS	Round 1	280	296	6	10	4	3	28			-0.111	-2.028	-0.157	-2.296	2.190	-0.106							
TS	Round 1	4	4	5	3	4	4	3	③	4	34	4	4	3	⑥	4	⑥	3	③	4	37	71	71
Seamus Power		Strokes Gained Statistics																					
Course		DD1	DD2	FH	GIR	SH	SS	PT			OTT	APR	ARG	T2G	PUT	TOT							
TS	Round 1	319	300	7	13	1	1	31			1.525	-1.246	1.052	1.331	-1.437	-0.106							
TS	Round 1	4	⑤	5	3	4	③	④	4	4	36	4	4	3	④	4	5	3	4	4	35	71	71
Michael Kim		Strokes Gained Statistics																					
Course		DD1	DD2	FH	GIR	SH	SS	PT			OTT	APR	ARG	T2G	PUT	TOT							
TS	Round 1	298	295	9	14	1	0	33			1.032	0.605	-1.079	0.558	-0.664	-0.106							
TS	Round 1	⑤	4	④	3	4	4	④	⑤	4	37	③	⑤	④	④	4	④	3	③	4	34	71	71
Justin Lower		Strokes Gained Statistics																					
Course		DD1	DD2	FH	GIR	SH	SS	PT			OTT	APR	ARG	T2G	PUT	TOT							
TS	Round 1	305	277	8	15	1	0	34			1.083	0.298	-0.455	0.926	-1.032	-0.106							
TS	Round 1	4	4	④	3	4	4	3	4	4	34	4	4	②	5	⑤	5	④	4	4	37	71	71
Jesse Mueller		Strokes Gained Statistics																					
Course		DD1	DD2	FH	GIR	SH	SS	PT			OTT	APR	ARG	T2G	PUT	TOT							
TS	Round 1	265	279	8	13	1	0	31			0.466	-1.342	-0.311	-1.187	1.081	-0.106							
TS	Round 1	4	③	5	②	⑤	③	3	4	⑤	34	4	4	3	5	4	5	④	4	4	37	71	71

Strokes Gained Legend: OTT = Off the Tee APR = Approach the Green ARG = Around the Green T2G = Tee to Green PUT = Putting TOT = Total Strokes Gained





2024 WM Phoenix Open
First Round Top Players



Course	Hole	1	2	3	4	5	6	7	8	9	Out	10	11	12	13	14	15	16	17	18	In	Total		
TS TPC Scottsdale (Stadium)	Par	4	4	5	3	4	4	3	4	4	35	4	4	3	5	4	5	3	4	4	36	71		
<hr/>																								
81 Tyson Alexander	+1											Strokes Gained Statistics												
Course		DD1	DD2	FH	GIR	SH	SS	PT							OTT	APR	ARG	T2G	PUT	TOT				
TS	Round 1	316	265	10	10	0	0	29							-0.583	-2.296	-0.044	-2.923	1.817	-1.106				
TS	Round 1		③	⑤	④	3	4	4	3	4	4	34	4	⑥	④	④	4	5	3	4	4	38	72	72
<hr/>																								
Erik van Rooyen	+1											Strokes Gained Statistics												
Course		DD1	DD2	FH	GIR	SH	SS	PT							OTT	APR	ARG	T2G	PUT	TOT				
TS	Round 1	355	272	8	12	1	1	30							-1.268	0.131	0.399	-0.738	-0.368	-1.106				
TS	Round 1		⑤	⑤	④	3	4	4	3	⑤	4	37	③	4	④	④	4	5	②	⑤	4	35	72	72
<hr/>																								
Grayson Murray	+1											Strokes Gained Statistics												
Course		DD1	DD2	FH	GIR	SH	SS	PT							OTT	APR	ARG	T2G	PUT	TOT				
TS	Round 1	307	264	8	9	2	0	27							-1.405	-2.104	2.389	-1.120	0.014	-1.106				
TS	Round 1		4	⑥	5	②	4	③	3	⑤	⑤	37	4	4	④	④	4	④	3	4	4	35	72	72
<hr/>																								
Luke List	+1											Strokes Gained Statistics												
Course		DD1	DD2	FH	GIR	SH	SS	PT							OTT	APR	ARG	T2G	PUT	TOT				
TS	Round 1	328	278	9	10	3	0	27							0.914	-1.354	-2.017	-2.457	1.351	-1.106				
TS	Round 1		4	4	5	3	4	4	②	⑤	⑦	38	4	4	3	④	4	④	3	③	⑤	34	72	72
<hr/>																								
Ben Griffin	+1											Strokes Gained Statistics												
Course		DD1	DD2	FH	GIR	SH	SS	PT							OTT	APR	ARG	T2G	PUT	TOT				
TS	Round 1	312	275	9	11	2	1	30							0.109	-0.508	-0.168	-0.567	-0.539	-1.106				
TS	Round 1		4	⑤	5	④	4	4	3	4	4	37	4	4	3	5	4	5	3	③	4	35	72	72
<hr/>																								
Denny McCarthy	+1											Strokes Gained Statistics												
Course		DD1	DD2	FH	GIR	SH	SS	PT							OTT	APR	ARG	T2G	PUT	TOT				

Strokes Gained Legend: OTT = Off the Tee APR = Approach the Green ARG = Around the Green T2G = Tee to Green PUT = Putting TOT = Total Strokes Gained



2024 WM Phoenix Open
First Round Top Players



Course	Hole	1	2	3	4	5	6	7	8	9	Out	10	11	12	13	14	15	16	17	18	In	Total	
TS TPC Scottsdale (Stadium)	Par	4	4	5	3	4	4	3	4	4	35	4	4	3	5	4	5	3	4	4	36	71	
TS	Round 1	304	264	6	10	1	1	29				-1.411	-0.896	1.781	-0.526	-0.580	-1.106						
TS	Round 1	4	5	4	2	6	4	3	4	5	37	4	4	3	4	5	3	3	4	35	72	72	
Ben Taylor	+1	Strokes Gained Statistics																					
Course		DD1	DD2	FH	GIR	SH	SS	PT				OTT	APR	ARG	T2G	PUT	TOT						
TS	Round 1	360	257	5	14	2	1	33				-0.653	1.072	-0.331	0.088	-1.194	-1.106						
TS	Round 1	4	5	4	3	4	4	3	4	4	35	4	4	3	5	5	4	4	3	37	72	72	
Kevin Chappell	+1	Strokes Gained Statistics																					
Course		DD1	DD2	FH	GIR	SH	SS	PT				OTT	APR	ARG	T2G	PUT	TOT						
TS	Round 1	321	278	6	13	0	0	32				-0.119	-1.011	-0.088	-1.218	0.112	-1.106						
TS	Round 1	4	4	4	3	5	4	3	4	4	35	4	5	4	4	3	4	4	37	72	72		
Wyndham Clark	+1	Strokes Gained Statistics																					
Course		DD1	DD2	FH	GIR	SH	SS	PT				OTT	APR	ARG	T2G	PUT	TOT						
TS	Round 1	320	308	4	10	1	1	30				-1.580	1.117	-0.747	-1.210	0.104	-1.106						
TS	Round 1	5	4	3	2	5	5	4	3	4	35	4	4	3	5	4	5	3	5	4	37	72	72
Adam Scott	+1	Strokes Gained Statistics																					
Course		DD1	DD2	FH	GIR	SH	SS	PT				OTT	APR	ARG	T2G	PUT	TOT						
TS	Round 1	293	306	7	13	3	2	32				-0.151	-0.736	-0.918	-1.805	0.699	-1.106						
TS	Round 1	4	4	5	3	4	4	4	4	3	35	3	4	3	5	4	6	3	4	5	37	72	72
Chez Reavie	+1	Strokes Gained Statistics																					
Course		DD1	DD2	FH	GIR	SH	SS	PT				OTT	APR	ARG	T2G	PUT	TOT						
TS	Round 1	282	239	8	14	1	1	33				-1.608	3.585	0.249	2.226	-3.332	-1.106						

Strokes Gained Legend: OTT = Off the Tee APR = Approach the Green ARG = Around the Green T2G = Tee to Green PUT = Putting TOT = Total Strokes Gained





2024 WM Phoenix Open First Round Top Players



Course	Hole	1	2	3	4	5	6	7	8	9	Out	10	11	12	13	14	15	16	17	18	In	Total	
TS TPC Scottsdale (Stadium)	Par	4	4	5	3	4	4	3	4	4	35	4	4	3	5	4	5	3	4	4	36	71	
TS	Round 1	4	4	5	3	4	4	4	4	4	36	4	4	3	5	5	4	3	4	4	36	72	72
Billy Horschel		+1																					
Course		DD1	DD2	FH	GIR	SH	SS	PT	Strokes Gained Statistics														
TS Round 1		290	294	8	13	2	1	31	OTT	APR	ARG	T2G	PUT	TOT									
TS Round 1		4	4	4	3	5	4	3	4	4	35	3	4	3	5	6	5	3	3	5	37	72	72
Kevin Stadler		+1																					
Course		DD1	DD2	FH	GIR	SH	SS	PT	Strokes Gained Statistics														
TS Round 1		283	278	9	13	1	1	32	OTT	APR	ARG	T2G	PUT	TOT									
TS Round 1		5	4	5	3	4	4	3	4	3	35	4	4	3	6	4	5	3	3	5	37	72	72
Beau Hossler		+1																					
Course		DD1	DD2	FH	GIR	SH	SS	PT	Strokes Gained Statistics														
TS Round 1		305	297	9	14	1	1	33	OTT	APR	ARG	T2G	PUT	TOT									
TS Round 1		4	6	5	3	4	4	4	4	4	38	4	5	3	4	4	4	2	4	4	34	72	72
Ryan Moore		+1																					
Course		DD1	DD2	FH	GIR	SH	SS	PT	Strokes Gained Statistics														
TS Round 1		301	262	9	15	2	0	34	OTT	APR	ARG	T2G	PUT	TOT									
TS Round 1		5	4	4	3	4	3	4	4	4	35	4	4	4	4	4	5	3	4	5	37	72	72
Jim Knous		+1																					
Course		DD1	DD2	FH	GIR	SH	SS	PT	Strokes Gained Statistics														
TS Round 1		306	293	7	11	3	1	30	OTT	APR	ARG	T2G	PUT	TOT									
TS Round 1		4	4	6	3	5	4	3	3	4	36	3	4	3	5	4	5	3	5	4	36	72	72

Strokes Gained Legend: OTT = Off the Tee APR = Approach the Green ARG = Around the Green T2G = Tee to Green PUT = Putting TOT = Total Strokes Gained



2024 WM Phoenix Open First Round Top Players



Course	Hole	1	2	3	4	5	6	7	8	9	Out	10	11	12	13	14	15	16	17	18	In	Total
TS TPC Scottsdale (Stadium)	Par	4	4	5	3	4	4	3	4	4	35	4	4	3	5	4	5	3	4	4	36	71

Adrien Dumont de Chassart+1

Course		DD1	DD2	FH	GIR	SH	SS	PT	Strokes Gained Statistics						OTT	APR	ARG	T2G	PUT	TOT				
TS	Round 1	307	284	9	13	0	0	32	-0.086	-0.829	0.549	-0.366	-0.740	-1.106										
TS	Round 1		③	③	5	④	4	4	3	4	4	34	4	4	3	5	⑤	5	3	4	⑤	38	72	72

98 David Lipsky +2

Course		DD1	DD2	FH	GIR	SH	SS	PT	Strokes Gained Statistics						OTT	APR	ARG	T2G	PUT	TOT				
TS	Round 1	332	237	8	12	1	0	33	-0.512	0.782	-1.013	-0.743	-1.363	-2.106										
TS	Round 1		4	⑤	5	3	4	③	3	⑤	⑤	37	4	4	3	5	⑤	5	3	4	③	36	73	73

Greyson Sigg +2

Course		DD1	DD2	FH	GIR	SH	SS	PT	Strokes Gained Statistics						OTT	APR	ARG	T2G	PUT	TOT				
TS	Round 1	350	257	9	9	2	1	29	0.584	-0.731	-1.406	-1.553	-0.553	-2.106										
TS	Round 1		4	4	④	3	4	4	④	4	⑤	36	4	4	②	5	⑤	5	④	4	4	37	73	73

Robert MacIntyre +2

Course		DD1	DD2	FH	GIR	SH	SS	PT	Strokes Gained Statistics						OTT	APR	ARG	T2G	PUT	TOT				
TS	Round 1	323	280	7	12	2	1	32	0.153	-0.747	0.849	0.255	-2.361	-2.106										
TS	Round 1		4	⑤	④	3	③	4	④	⑤	⑤	37	4	4	3	5	③	5	④	4	4	36	73	73

Joseph Bramlett +2

Course		DD1	DD2	FH	GIR	SH	SS	PT	Strokes Gained Statistics						OTT	APR	ARG	T2G	PUT	TOT				
TS	Round 1	345	277	5	10	4	2	28	-0.909	-3.789	-0.163	-4.861	2.755	-2.106										
TS	Round 1		4	4	④	3	⑥	③	3	⑤	4	36	4	4	④	5	⑤	④	3	4	4	37	73	73

Max Homa +2

Course		DD1	DD2	FH	GIR	SH	SS	PT	Strokes Gained Statistics						OTT	APR	ARG	T2G	PUT	TOT			

Strokes Gained Legend: OTT = Off the Tee APR = Approach the Green ARG = Around the Green T2G = Tee to Green PUT = Putting TOT = Total Strokes Gained





2024 WM Phoenix Open First Round Top Players



Course	Hole	1	2	3	4	5	6	7	8	9	Out	10	11	12	13	14	15	16	17	18	In	Total	
TS TPC Scottsdale (Stadium)	Par	4	4	5	3	4	4	3	4	4	35	4	4	3	5	4	5	3	4	4	36	71	
TS	Round 1	330	277	4	13	0	0	32				-1.402	0.234	-0.407	-1.575	-0.531	-2.106						
TS	Round 1	4	5	5	3	4	4	3	4	4	37	4	3	3	5	4	5	3	4	5	36	73	
Rickie Fowler	+2											Strokes Gained Statistics											
Course		DD1	DD2	FH	GIR	SH	SS	PT				OTT	APR	ARG	T2G	PUT	TOT						
TS	Round 1	333	296	6	11	2	1	31				-0.882	-1.000	0.091	-1.791	-0.315	-2.106						
TS	Round 1	4	4	6	3	4	4	4	4	4	37	4	4	4	4	5	4	3	4	4	36	73	
Ryo Hisatsune	+2											Strokes Gained Statistics											
Course		DD1	DD2	FH	GIR	SH	SS	PT				OTT	APR	ARG	T2G	PUT	TOT						
TS	Round 1	344	246	7	13	0	0	32				-0.579	-0.442	-0.097	-1.118	-0.988	-2.106						
TS	Round 1	4	3	5	3	3	4	3	5	5	35	5	6	3	5	4	4	3	4	4	38	73	
Andrew Putnam	+2											Strokes Gained Statistics											
Course		DD1	DD2	FH	GIR	SH	SS	PT				OTT	APR	ARG	T2G	PUT	TOT						
TS	Round 1	301	243	10	11	1	0	32				-0.102	-1.503	-0.027	-1.632	-0.474	-2.106						
TS	Round 1	4	5	5	4	3	4	3	5	4	37	3	4	3	4	5	4	4	5	4	36	73	
Garrick Higgo	+2											Strokes Gained Statistics											
Course		DD1	DD2	FH	GIR	SH	SS	PT				OTT	APR	ARG	T2G	PUT	TOT						
TS	Round 1	300	274	5	9	2	1	29				-1.938	-1.849	0.840	-2.947	0.841	-2.106						
TS	Round 1	4	4	4	3	4	5	3	4	6	37	5	3	4	4	6	3	3	4	4	36	73	
C.T. Pan	+2											Strokes Gained Statistics											
Course		DD1	DD2	FH	GIR	SH	SS	PT				OTT	APR	ARG	T2G	PUT	TOT						
TS	Round 1	304	260	6	14	0	0	34				-1.314	0.350	-0.868	-1.832	-0.274	-2.106						

Strokes Gained Legend: OTT = Off the Tee APR = Approach the Green ARG = Around the Green T2G = Tee to Green PUT = Putting TOT = Total Strokes Gained



2024 WM Phoenix Open First Round Top Players



Course	Hole	1	2	3	4	5	6	7	8	9	Out	10	11	12	13	14	15	16	17	18	In	Total	
TS TPC Scottsdale (Stadium)	Par	4	4	5	3	4	4	3	4	4	35	4	4	3	5	4	5	3	4	4	36	71	
TS	Round 1	4	5	5	3	4	4	3	4	3	35	4	4	4	5	5	5	3	4	4	38	73	73
Vince Whaley											+2	Strokes Gained Statistics											
Course		DD1	DD2	FH	GIR	SH	SS	PT				OTT	APR	ARG	T2G	PUT	TOT						
TS	Round 1	313	281	3	15	1	0	35				-0.990	3.326	-0.512	1.824	-3.930	-2.106						
TS	Round 1	3	5	5	3	4	4	4	4	5	37	3	4	3	5	4	5	3	4	5	36	73	73
Chesson Hadley											+2	Strokes Gained Statistics											
Course		DD1	DD2	FH	GIR	SH	SS	PT				OTT	APR	ARG	T2G	PUT	TOT						
TS	Round 1	308	275	4	14	0	0	34				-1.310	0.711	-2.156	-2.755	0.649	-2.106						
TS	Round 1	4	4	6	3	4	4	4	4	4	37	4	4	3	5	4	5	2	5	4	36	73	73
Brandon Wu											+2	Strokes Gained Statistics											
Course		DD1	DD2	FH	GIR	SH	SS	PT				OTT	APR	ARG	T2G	PUT	TOT						
TS	Round 1	348	275	8	13	2	1	33				-2.318	1.186	-0.689	-1.821	-0.285	-2.106						
TS	Round 1	4	3	4	3	4	5	4	4	4	35	5	5	3	5	3	6	3	3	5	38	73	73
111 Tom Kim											+3	Strokes Gained Statistics											
Course		DD1	DD2	FH	GIR	SH	SS	PT				OTT	APR	ARG	T2G	PUT	TOT						
TS	Round 1	289	238	8	9	3	2	30				-0.405	-2.241	-0.897	-3.543	0.437	-3.106						
TS	Round 1	4	5	4	4	4	3	5	4	4	37	5	4	2	5	5	3	4	4	4	37	74	74
J.J. Spaun											+3	Strokes Gained Statistics											
Course		DD1	DD2	FH	GIR	SH	SS	PT				OTT	APR	ARG	T2G	PUT	TOT						
TS	Round 1	331	245	6	9	2	0	29				-0.169	-0.837	-0.354	-1.360	-1.746	-3.106						
TS	Round 1	3	3	5	4	4	3	4	5	4	35	4	5	4	4	5	4	4	4	5	39	74	74

Strokes Gained Legend: OTT = Off the Tee APR = Approach the Green ARG = Around the Green T2G = Tee to Green PUT = Putting TOT = Total Strokes Gained



2024 WM Phoenix Open First Round Top Players



Course	Hole	1	2	3	4	5	6	7	8	9	Out	10	11	12	13	14	15	16	17	18	In	Total			
TS TPC Scottsdale (Stadium)	Par	4	4	5	3	4	4	3	4	4	35	4	4	3	5	4	5	3	4	4	36	71			
<hr/>																									
Victor Perez												+3	Strokes Gained Statistics												
Course		DD1	DD2	FH	GIR	SH	SS	PT												OTT	APR	ARG	T2G	PUT	TOT
TS	Round 1	329	259	11	14	0	0	36												0.145	0.401	-0.024	0.522	-3.628	-3.106
TS	Round 1	4	4	④	3	⑤	4	④	4	⑤	37	4	4	3	④	⑤	5	3	⑤	4	37	74	74		
<hr/>																									
Brandt Snedeker												+3	Strokes Gained Statistics												
Course		DD1	DD2	FH	GIR	SH	SS	PT												OTT	APR	ARG	T2G	PUT	TOT
TS	Round 1	287	256	3	11	1	0	29												-2.235	0.334	-0.909	-2.810	-0.296	-3.106
TS	Round 1	③	4	5	3	⑥	4	3	⑤	③	36	⑥	4	④	5	⑤	5	3	③	③	38	74	74		
<hr/>																									
K.H. Lee												+3	Strokes Gained Statistics												
Course		DD1	DD2	FH	GIR	SH	SS	PT												OTT	APR	ARG	T2G	PUT	TOT
TS	Round 1	301	272	8	9	1	0	30												-0.405	-1.366	-0.861	-2.632	-0.474	-3.106
TS	Round 1	③	⑤	5	3	③	4	④	4	4	35	4	4	⑤	5	⑤	④	②	⑤	⑤	39	74	74		
<hr/>																									
116 Matti Schmid												+4	Strokes Gained Statistics												
Course		DD1	DD2	FH	GIR	SH	SS	PT												OTT	APR	ARG	T2G	PUT	TOT
TS	Round 1	347	272	5	11	1	0	32												-2.869	0.314	-1.653	-4.208	0.102	-4.106
TS	Round 1	③	⑥	5	3	4	4	3	⑤	4	37	⑤	4	3	5	4	⑥	3	4	4	38	75	75		
<hr/>																									
Akshay Bhatia												+4	Strokes Gained Statistics												
Course		DD1	DD2	FH	GIR	SH	SS	PT												OTT	APR	ARG	T2G	PUT	TOT
TS	Round 1	326	276	11	11	3	2	33												1.275	-3.265	-0.526	-2.516	-1.590	-4.106
TS	Round 1	4	③	④	3	4	4	3	4	⑤	34	⑤	4	④	5	⑤	⑥	3	⑤	4	41	75	75		
<hr/>																									
Vincent Norrman												+4	Strokes Gained Statistics												
Course		DD1	DD2	FH	GIR	SH	SS	PT												OTT	APR	ARG	T2G	PUT	TOT

Strokes Gained Legend: OTT = Off the Tee APR = Approach the Green ARG = Around the Green T2G = Tee to Green PUT = Putting TOT = Total Strokes Gained



2024 WM Phoenix Open First Round Top Players



Course	Hole	1	2	3	4	5	6	7	8	9	Out	10	11	12	13	14	15	16	17	18	In	Total	
TS TPC Scottsdale (Stadium)	Par	4	4	5	3	4	4	3	4	4	35	4	4	3	5	4	5	3	4	4	36	71	
TS	Round 1	356	278	6	15	0	0	0	37			0.324	-0.343	-1.345	-1.364	-2.742	-4.106						
TS	Round 1	4	4	5	3	5	4	4	4	3	36	5	3	4	5	5	3	4	5	39	75	75	
Matt Wallace	+4											Strokes Gained Statistics											
Course		DD1	DD2	FH	GIR	SH	SS	PT				OTT	APR	ARG	T2G	PUT	TOT						
TS	Round 1	301	254	6	9	1	0	31				0.238	-1.437	0.725	-0.474	-3.632	-4.106						
TS	Round 1	4	4	5	3	4	4	4	4	4	36	4	4	4	4	5	5	4	4	5	39	75	75
Matt Kuchar	+4											Strokes Gained Statistics											
Course		DD1	DD2	FH	GIR	SH	SS	PT				OTT	APR	ARG	T2G	PUT	TOT						
TS	Round 1	321	236	11	8	3	1	30				-0.519	-3.764	1.119	-3.164	-0.942	-4.106						
TS	Round 1	5	4	4	3	4	5	4	4	4	37	4	4	3	5	5	3	4	5	38	75	75	
Adam Hadwin	+4											Strokes Gained Statistics											
Course		DD1	DD2	FH	GIR	SH	SS	PT				OTT	APR	ARG	T2G	PUT	TOT						
TS	Round 1	302	262	10	10	6	1	31				0.133	-1.501	-1.500	-2.868	-1.238	-4.106						
TS	Round 1	5	5	5	4	5	4	3	4	5	40	4	5	3	5	3	4	4	35	75	75		
Ben Kohles	+4											Strokes Gained Statistics											
Course		DD1	DD2	FH	GIR	SH	SS	PT				OTT	APR	ARG	T2G	PUT	TOT						
TS	Round 1	288	241	6	10	4	2	31				-1.930	-0.782	-0.507	-3.219	-0.887	-4.106						
TS	Round 1	5	5	4	3	4	4	3	4	5	37	5	4	3	5	5	3	4	4	38	75	75	
123 Callum Tarren	+5											Strokes Gained Statistics											
Course		DD1	DD2	FH	GIR	SH	SS	PT				OTT	APR	ARG	T2G	PUT	TOT						
TS	Round 1	337	268	3	7	2	1	32				-2.488	-0.543	-0.086	-3.117	-1.989	-5.106						

Strokes Gained Legend: OTT = Off the Tee APR = Approach the Green ARG = Around the Green T2G = Tee to Green PUT = Putting TOT = Total Strokes Gained



2024 WM Phoenix Open First Round Top Players



Course	Hole	1	2	3	4	5	6	7	8	9	Out	10	11	12	13	14	15	16	17	18	In	Total	
TS TPC Scottsdale (Stadium)	Par	4	4	5	3	4	4	3	4	4	35	4	4	3	5	4	5	3	4	4	36	71	
TS	Round 1	4	5	4	2	4	5	4	5	4	37	5	5	3	5	4	5	4	3	5	39	76	76
Nico Echavarria		+5																					
Course		DD1	DD2	FH	GIR	SH	SS	PT	Strokes Gained Statistics														
TS Round 1		333	238	10	9	2	2	30	OTT	APR	ARG	T2G	PUT	TOT									
TS Round 1		4	4	6	3	4	4	3	4	5	37	3	5	4	4	6	5	4	4	4	39	76	76
Dylan Wu		+5																					
Course		DD1	DD2	FH	GIR	SH	SS	PT	Strokes Gained Statistics														
TS Round 1		283	280	5	9	1	0	32	OTT	APR	ARG	T2G	PUT	TOT									
TS Round 1		5	4	4	2	4	5	3	5	5	37	4	5	4	6	4	5	3	4	4	39	76	76
Aaron Rai		+5																					
Course		DD1	DD2	FH	GIR	SH	SS	PT	Strokes Gained Statistics														
TS Round 1		304	253	7	14	0	0	33	OTT	APR	ARG	T2G	PUT	TOT									
TS Round 1		4	4	8	2	3	4	3	4	4	36	5	4	4	4	8	3	4	4		40	76	76
Lanto Griffin		+5																					
Course		DD1	DD2	FH	GIR	SH	SS	PT	Strokes Gained Statistics														
TS Round 1		358	259	8	9	3	1	33	OTT	APR	ARG	T2G	PUT	TOT									
TS Round 1		4	5	5	3	5	5	3	4	4	38	5	4	3	5	4	5	2	5	5	38	76	76
Patton Kizzire		+5																					
Course		DD1	DD2	FH	GIR	SH	SS	PT	Strokes Gained Statistics														
TS Round 1		314	263	8	11	1	0	31	OTT	APR	ARG	T2G	PUT	TOT									
TS Round 1		4	4	4	3	4	4	3	5	5	36	4	4	7	4	6	3	4	4		40	76	76

Strokes Gained Legend: OTT = Off the Tee APR = Approach the Green ARG = Around the Green T2G = Tee to Green PUT = Putting TOT = Total Strokes Gained



2024 WM Phoenix Open First Round Top Players



Course	Hole	1	2	3	4	5	6	7	8	9	Out	10	11	12	13	14	15	16	17	18	In	Total		
TS TPC Scottsdale (Stadium)	Par	4	4	5	3	4	4	3	4	4	35	4	4	3	5	4	5	3	4	4	36	71		
J.B. Holmes		+5																						
Course		DD1	DD2	FH	GIR	SH	SS	PT	Strokes Gained Statistics															
TS Round 1		301	274	6	10	1	1	31	OTT	APR	ARG	T2G	PUT	TOT										
TS Round 1		4	4	6	4	3	4	4	3	5	4	7	3	5	4	4	4	4	4	4	40	76	76	
130 Carl Yuan		+6																						
Course		DD1	DD2	FH	GIR	SH	SS	PT	Strokes Gained Statistics															
TS Round 1		364	267	7	8	1	1	31	OTT	APR	ARG	T2G	PUT	TOT										
TS Round 1		4	5	4	3	6	5	4	6	5	4	4	3	4	5	3	4	4	4	4	35	77	77	
Ryan Brehm		+6																						
Course		DD1	DD2	FH	GIR	SH	SS	PT	Strokes Gained Statistics															
TS Round 1		297	253	3	7	2	2	30	OTT	APR	ARG	T2G	PUT	TOT										
TS Round 1		4	5	5	2	4	4	3	5	4	4	6	4	6	4	5	3	4	4	4	41	77	77	
132 Gary Woodland		+8																						
Course		DD1	DD2	FH	GIR	SH	SS	PT	Strokes Gained Statistics															
TS Round 1		355	276	3	9	2	2	34	OTT	APR	ARG	T2G	PUT	TOT										
TS Round 1		4	8	6	2	4	5	4	4	4	4	4	3	4	5	6	3	4	5	4	38	79	79	

Strokes Gained Legend: OTT = Off the Tee APR = Approach the Green ARG = Around the Green T2G = Tee to Green PUT = Putting TOT = Total Strokes Gained